



## Veal Supply at a Glance - Canada

For week ending October 31, 2015

Quebec Live Auction											
Dairy Calves	Number (head)	2015 Price ( \$ / 100 lbs)			Number (head)	2014 Price ( \$ / 100 lbs)			Volume (YTD) head		
		Average	Min	Max		Average	Min	Max	2015	2014	% chg
Male											
Good 90 -120 lbs	951	295.00	255.00	330.00	997	273.00	235.00	300.00	42 844	40 812	5.0 %
Good 121 - 140 lbs	120	284.00	250.00	330.00	161	263.00	230.00	300.00	7 886	8 113	-2.8 %
Average 90 - 140 lbs	523	204.00	100.00	275.00	481	205.00	130.00	255.00	23 077	20 591	12.1 %
Misc. - All weights	510	60.00	15.00	150.00	688	64.00	15.00	150.00	17 298	17 506	-1.2 %
Female											
Good 90 -120 lbs	91	279.00	200.00	350.00	104	260.00	100.00	320.00	5 281	5 163	2.3 %
A2 Grain fed veal calves (hide off)	1 279	343.40	n/a	n/a	1 145	327.00	n/a	n/a	57 200	55 451	3.2 %
596 lbs live - (325-353 lbs hide off)											

Source: Fédération des producteurs de bovins du Québec

Ontario Live Auction											
	Number (head)	2015 Price ( \$ / 100 lbs)			Number (head)	2014 Price ( \$ / 100 lbs)			Volume (YTD) head		
		Average	Min	Max		Average	Min	Max	2015	2014	% chg
+ 600 lbs	472	150.59	131.64	165.70	380	175.10	148.37	192.99	24 948	25 103	-0.6 %
451 - 600 lbs	39	172.09	147.47	187.50	71	176.74	153.39	192.13	1 382	1 703	-18.8 %
301 - 450 lbs	47	258.54	166.13	338.84	69	232.74	185.64	290.26	1 145	1 388	-17.5 %
126 - 300 lbs	103	200.33	143.16	259.51	135	204.67	127.44	285.81	5 574	5 433	2.6 %
- 125 lbs	960	232.66	151.21	300.80	1094	221.88	152.94	275.00	43 223	40 881	5.7 %

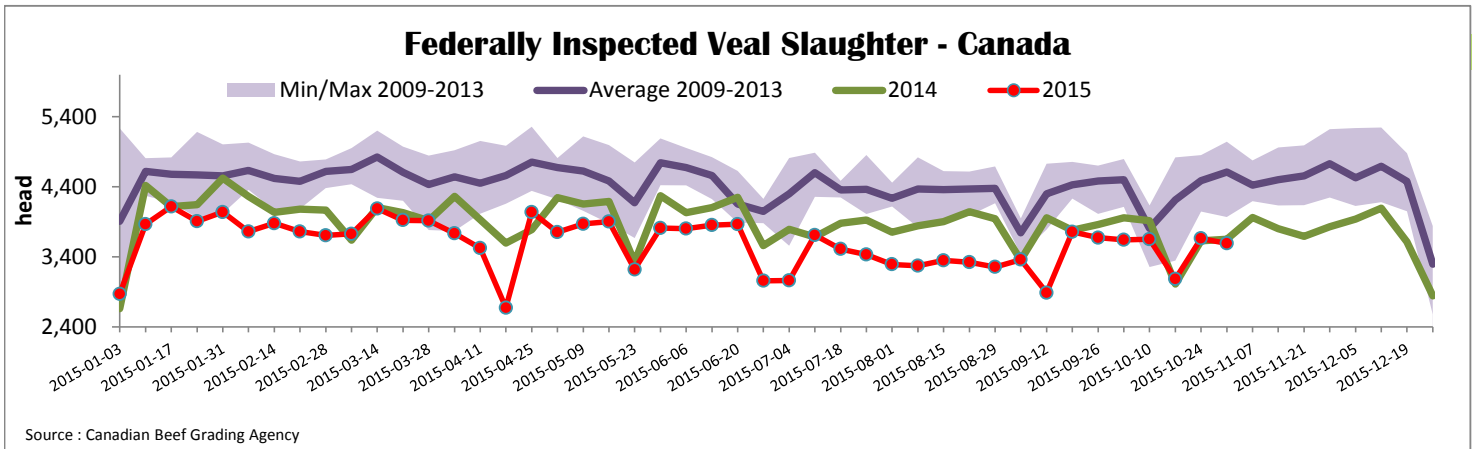
Source: Beef Farmers of Ontario

Federally Inspected Slaughter									
	Weekly			Year to date			Carcass Weight (lbs - Jan-Sept.)		
	2015	2014	% chg	2015	2014	% chg	2015	2014	% chg
Ontario	291	174	67.2 %	12 758	20 670	-38.3 %	365	369	-1.0 %
Quebec / Atlantic	3 301	3 476	-5.0 %	142 806	147 279	-3.0 %	326	300	8.4 %
<b>Canada</b>	<b>3 592</b>	<b>3 650</b>	<b>-1.6 %</b>	<b>155 564</b>	<b>167 949</b>	<b>-7.4 %</b>	<b>330</b>	<b>310</b>	<b>6.6 %</b>

Source : Canadian Beef Grading Agency      Source: CFIA

Exports					Imports					
Total veal (tonnes)	Jan. 1 - Aug. 31, 2015	2015			2014			Jan. 1 - Oct. 31, 2015		
		2015	2014	% chg	2015	2014	% chg	2015	2014	% chg
United States		1 396	1 183	18.0 %				1 163	815	42.6 %
United Arab Emirates		106	65	64.1 %				796	1 057	-24.6 %
Others		2	80	-				816	1 588	-48.6 %
<b>Total</b>		<b>1 504</b>	<b>1 328</b>	<b>13.3 %</b>				<b>2 775</b>	<b>3 460</b>	<b>-19.8 %</b>
Live calves (head)	Jan. 1 - Aug. 31	3 265	1637	99.5 %	For the period Jan. 1 - Dec. 31			<b>2014</b>	<b>2013</b>	
								32 361	37 763	

Source: Statistics Canada      Source: CFIA



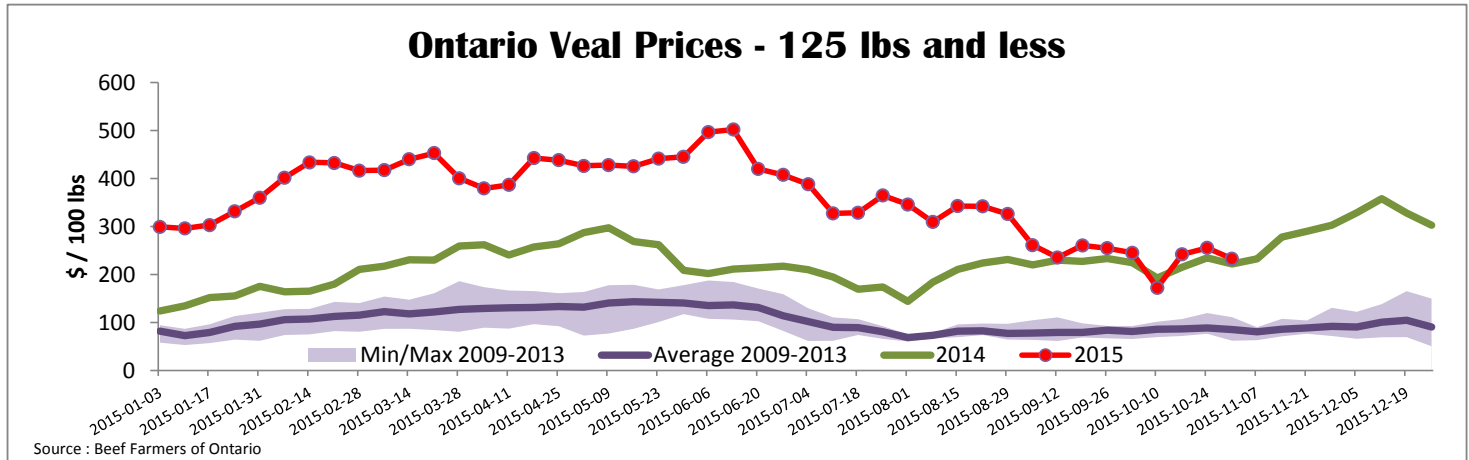
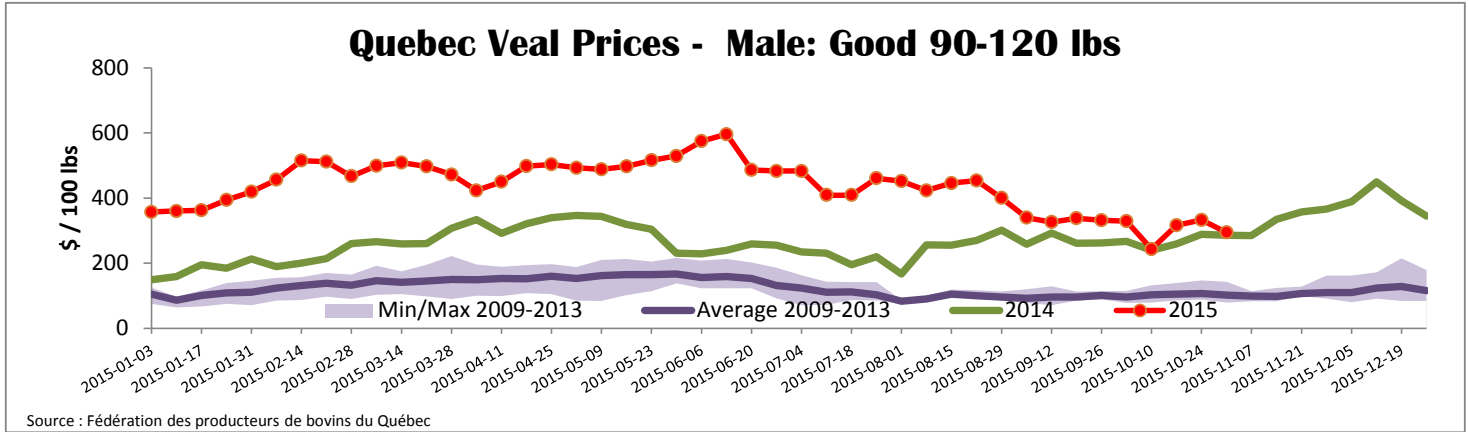
\*Due to data accuracy concerns, please note that data source used has been revised.

Prepared by : Redmeat Section, Agriculture and Agri-Food Canada

Website : <http://www.agr.gc.ca/eng/?id=1415860000001>

Contact : Julie Dawson

613 773 0149 or Julie.Dawson@agr.gc.ca



## United States

Week ending October 31, 2015

Federally Inspected Slaughter				Northeast and North Central U.S. Wholesale Price						
	Weekly			Year to date			\$/100 lbs			
	2015	2014	% chg	2015	2014	% chg	Simple avg	Min	Max	
Milk-fed or nature *										
North East	2 975	2 992	-0.6 %	117 642	130 325	-9.7 %	307 Rack, Ribeye, Boneless	2 695.00	2 695.00	2 695.00
North Central	1 720	2 759	-37.7 %	98 307	115 771	-15.1 %	332 Loin, Trimmed 4x4	732.50	685.00	780.00
<b>Total</b>	<b>4 695</b>	<b>5 751</b>	<b>-18.4 %</b>	<b>215 949</b>	<b>246 096</b>	<b>-12.3 %</b>	1336 Leg slice, Retail	1 122.50	895.00	1 350.00
Other calves	4 688	3 732	25.6 %	144 515	230 589	-37.3 %	1312 Osso Buco, Fore Shank	1 042.50	800.00	1 285.00
<b>Total</b>	<b>9 383</b>	<b>9 483</b>	<b>-1.1 %</b>	<b>360 464</b>	<b>476 685</b>	<b>-24.4 %</b>	Shoulder Clod, Chuck	734.00	613.00	855.00
							Source : USDA			
							Pennsylvania Vintage Calf Auction			
							Graded Holstein Bull Calves			
							October 27, 2015			
							\$/ 100 lbs			
							Min      Max			
							Number 1	123 lbs	370.00	370.00
								95 - 113 lbs	445.00	470.00
							Number 2	102 - 114 lbs	435.00	440.00
								83 - 95 lbs	375.00	422.00
							Number 3	74 - 113 lbs	330.00	365.00

#### Northeast and North Central

(Veal Carcass, Hot Basis – Paid to Producer (Hide off, 255-315 lbs))

\* Special fed : milk fed, nature

\$/US / 100 lbs	Weighted Average Price		Min	Max
Non-Packer Owned	440.05	435.00	465.00	
Packer Owned	460.94	460.00	465.00	

Source : USDA