

## Veal Supply at a Glance - Canada

For week ending September 8, 2018

Quebec Live Auction											
	2018				2017				Volume (YTD)		
	Number (head)	Price ( \$ / 100 lbs)			Number (head)	Price ( \$ / 100 lbs)			head		
<b>Dairy Calves</b>		Average	Min	Max		Average	Min	Max	<b>2018</b>	<b>2017</b>	<b>% chg</b>
Male											
Good 90 -120 lbs	760	105.00	80.00	135.00	678	147.00	130.00	160.00	26 110	25 701	1.6 %
Good 121 - 140 lbs	145	109.00	85.00	135.00	129	145.00	125.00	160.00	6 598	6 009	9.8 %
Average 90 - 140 lbs	536	72.00	50.00	110.00	567	127.00	100.00	150.00	20 431	20 754	-1.6 %
Misc. - All weights	494	34.00	20.00	60.00	560	58.00	20.00	100.00	14 556	13 698	6.3 %
Female											
Good 90 -120 lbs	44	86.00	50.00	145.00	43	188.00	130.00	240.00	1 872	2 356	-20.5 %
A2 Grain fed veal calves (hide off)	1 284	230.80	n/a	n/a	1 339	253.10	n/d	n/d	47 596	51 294	-7.2 %
596 lbs live / 325-353 lbs hide off											

Source: Les producteurs de bovins du Québec

Ontario Live Auction											
	2018				2017				Volume (YTD)		
	Number (head)	Price ( \$ / 100 lbs)			Number (head)	Price ( \$ / 100 lbs)			head		
		Average	Min	Max		Average	Min	Max	<b>2018</b>	<b>2017</b>	<b>% chg</b>
+ 600 lbs	694	114.85	96.62	128.64	437	128.39	111.91	145.08	24 445	22 724	7.6 %
451 - 600 lbs	36	108.93	86.94	125.33	18	117.33	109.75	126.36	1 548	1 288	20.2 %
301 - 450 lbs	25	131.84	108.80	151.68	14	149.14	128.43	169.93	1 022	1 063	-3.9 %
126 - 300 lbs	113	108.61	68.31	177.33	74	144.54	113.15	185.68	3 827	3 762	1.7 %
- 125 lbs	905	95.60	48.48	227.28	880	126.86	81.90	169.63	30 626	29 608	3.4 %

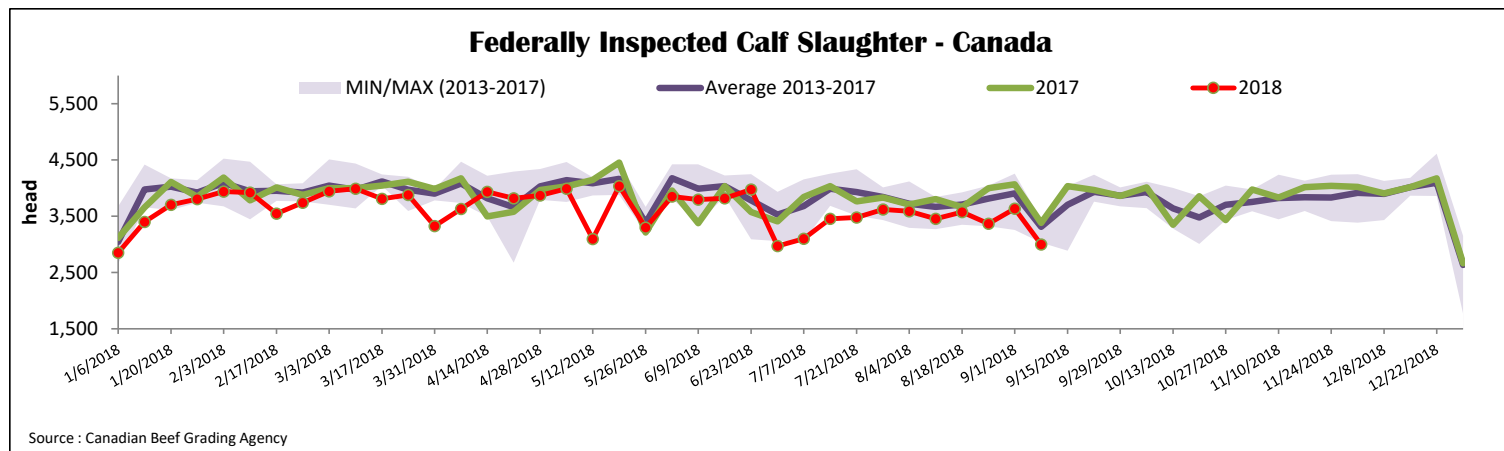
Source: Beef Farmers of Ontario

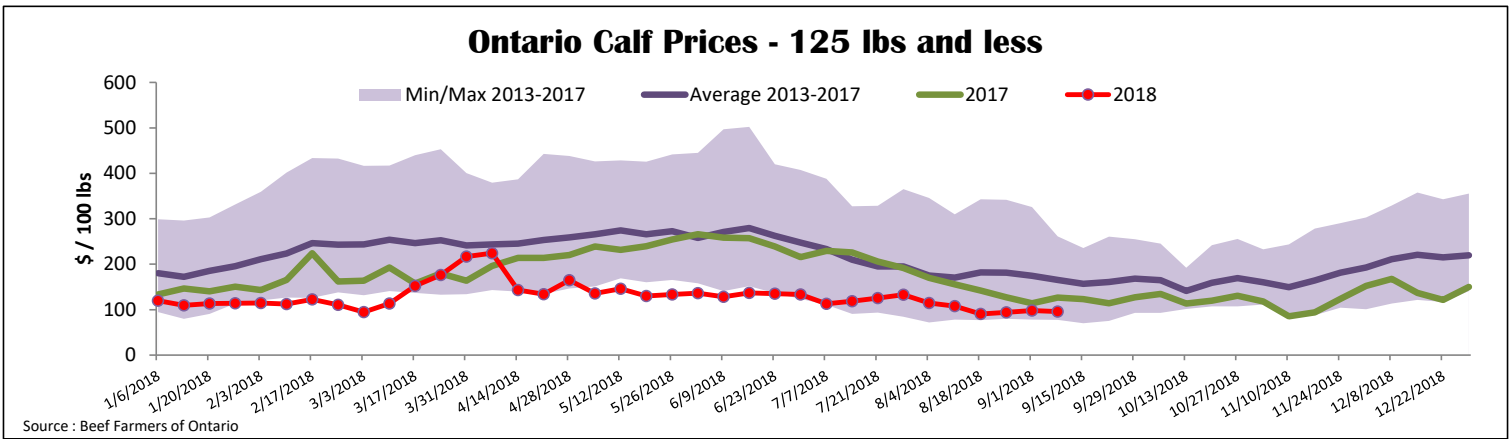
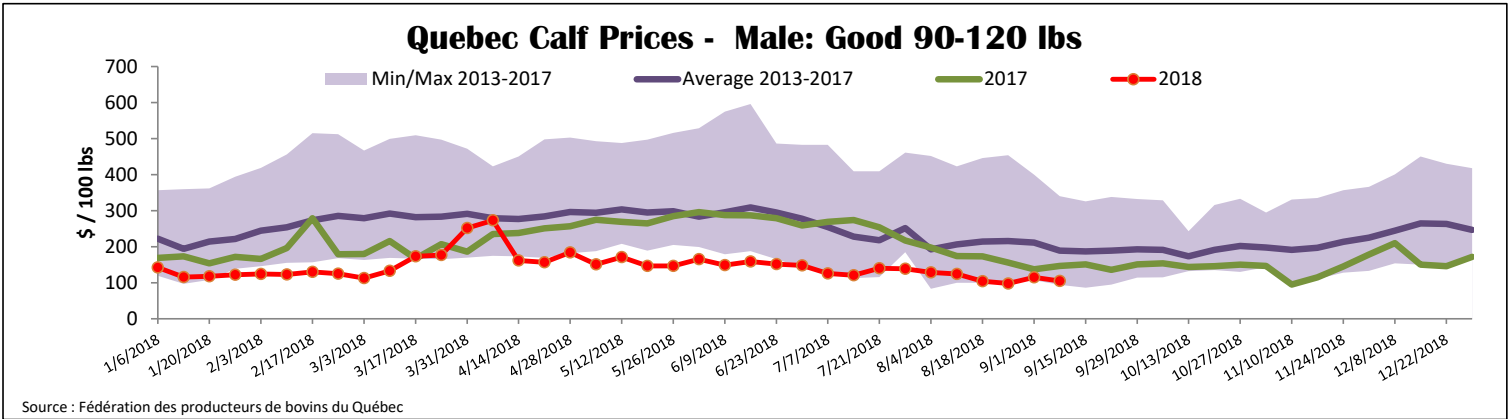
Federally Inspected Slaughter										
	Weekly			Year to date			Carcass Weight lbs (Jan-July)			
	2018	2017	% chg	2018	2017	% chg	2018	2017	% chg	
Ontario	120	244	-50.8 %	6 376	9 551	-33.2 %	375	381	-1.5 %	
Quebec	2 881	3 136	-8.1 %	123 844	128 696	-3.8 %	328	322	2.0 %	
<b>Canada</b>	<b>3 001</b>	<b>3 380</b>	<b>-11.2 %</b>	<b>130 220</b>	<b>138 247</b>	<b>-5.8 %</b>	<b>331</b>	<b>326</b>	<b>1.4 %</b>	

Source: Canadian Beef Grading Agency / Source: Canadian Food Inspection Agency (CFIA)

Exports					Imports				
	Jan. 1 - July 31, 2018					Jan. 1 - Sept. 8, 2018			
	2018	2017	% chg			2018	2017	% chg	
Total veal (tonnes)					Total veal (tonnes)				
United States	2 570	2 279	12.8 %		United States	760	1 160	-34.5 %	
United Arab Emirates	105	93	12.9 %		Netherlands	249	34	628.7 %	
Denmark	20	0	-		Australia	241	104	131.7 %	
Others	11	26	-55.6 %		New Zealand	105	453	-76.7 %	
<b>Total</b>	<b>2 706</b>	<b>2 398</b>	<b>12.9 %</b>		Others	13	27	-50.6 %	
					<b>Total</b>	<b>1 368</b>	<b>1 778</b>	<b>-23.1 %</b>	
					<b>EU-28 (Veal total)</b>	249	61	308.8 %	

\*Includes domestic exports only / Source: Statistics Canada / Source: CFIA





<b>United States</b>										
Week ending September 1, 2018										
Federally Inspected Slaughter					Northeast and North Central U.S. Wholesale Price					
	Weekly			Year to date			August 2018 Wholesale Price			
	2018	2017	% chg	2018	2017	% chg	\$/100 lbs	Simple avg	Min	Max
Milk-fed or nature *										
North East	1 747	2 151	-18.8 %	70 845	74 060	-4.3 %	307 Rack, Ribeye	1 825.00	1 825.00	1 825.00
North Central	1 741	1 723	1.0 %	57 130	61 193	-6.6 %	332 Loin, Trimmed 4x4	617.50	560.00	675.00
<b>Total</b>	<b>3 488</b>	<b>3 874</b>	<b>-10.0 %</b>	<b>127 975</b>	<b>135 253</b>	<b>-5.4 %</b>	1336 Leg slice, Retail	872.50	750.00	995.00
Other calves	7 941	6 444	23.2 %	235 166	197 586	19.0 %	1312 Osso Buco, Foreshank	785.00	675.00	895.00
<b>Total</b>	<b>11 429</b>	<b>10 318</b>	<b>10.8 %</b>	<b>363 141</b>	<b>332 839</b>	<b>9.1 %</b>	Shoulder Clod, Chuck	675.00	525.00	825.00
Production							Source : USDA			
Calves (million lbs)	1.3	1.4	-7.1 %	48.0	48.1	-0.2 %	<b>Pennsylvania Vintage Calf Auction</b>			
Live weight (lbs)	217	232	-6.5 %							
Dressed weight (lbs)	126	136	-7.4 %							
Source : USDA							August 28, 2018			
<b>Northeast and North Central</b>							\$/ 100 lbs	Min	Max	
(Veal Carcass, Hot Basis – Paid to Producer (Hide off, 255-315 lbs))										
* Special fed : milk fed, nature										
\$US / 100 lbs							Weighted Average Price	Min	Max	
Non-Packer Owned							304.92	285.00	308.00	
Packer Owned							304.75	300.00	310.00	
Source : USDA							Source : USDA			