

Veal Supply at a Glance - Canada

For week ending September 29, 2018

Quebec Live Auction											
	2018				2017				Volume (YTD)		
	Number (head)	Price (\$ / 100 lbs)			Number (head)	Price (\$ / 100 lbs)			head		
Dairy Calves		Average	Min	Max		Average	Min	Max	2018	2017	% chg
Male											
Good 90 -120 lbs	832	134.00	110.00	165.00	765	151.00	135.00	175.00	28 642	27 814	3.0 %
Good 121 - 140 lbs	196	140.00	120.00	165.00	125	148.00	130.00	170.00	7 119	6 443	10.5 %
Average 90 - 140 lbs	668	104.00	75.00	140.00	480	125.00	100.00	155.00	22 127	22 554	-1.9 %
Misc. - All weights	408	49.00	20.00	110.00	402	54.00	10.00	110.00	15 850	15 256	3.9 %
Female											
Good 90 -120 lbs	60	96.00	65.00	135.00	64	177.00	150.00	215.00	2 042	2 543	-19.7 %
A2 Grain fed veal calves (hide off)	1 203	236.80	n/a	n/a	1 237	266.00	n/d	n/d	51 293	55 094	-6.9 %
596 lbs live / 325-353 lbs hide off											

Source: Les producteurs de bovins du Québec

Ontario Live Auction											
	2018				2017				Volume (YTD)		
	Number (head)	Price (\$ / 100 lbs)			Number (head)	Price (\$ / 100 lbs)			head		
		Average	Min	Max		Average	Min	Max	2018	2017	% chg
+ 600 lbs	672	119.06	104.79	131.92	619	136.15	119.79	151.69	26 416	24 682	7.0 %
451 - 600 lbs	46	108.64	92.35	128.93	40	134.04	121.41	147.56	1 666	1 391	19.8 %
301 - 450 lbs	15	133.17	99.73	165.20	13	161.75	149.31	187.31	1 098	1 132	-3.0 %
126 - 300 lbs	170	120.79	81.78	208.85	66	124.81	75.27	159.53	4 273	4 028	6.1 %
- 125 lbs	881	116.26	67.70	232.67	867	127.30	76.55	180.41	33 329	32 336	3.1 %

Source: Beef Farmers of Ontario

Federally Inspected Slaughter									
	Weekly			Year to date			August		
	2018	2017	% chg	2018	2017	% chg	2018	2017	% chg
Ontario	158	133	18.8 %	6 849	10 145	-32.5 %	376	384	-2.1 %
Quebec	3 363	3 728	-9.8 %	134 030	139 969	-4.2 %	329	321	2.5 %
Canada	3 521	3 861	-8.8 %	140 879	150 114	-6.2 %	331	325	1.9 %

Source: Canadian Beef Grading Agency

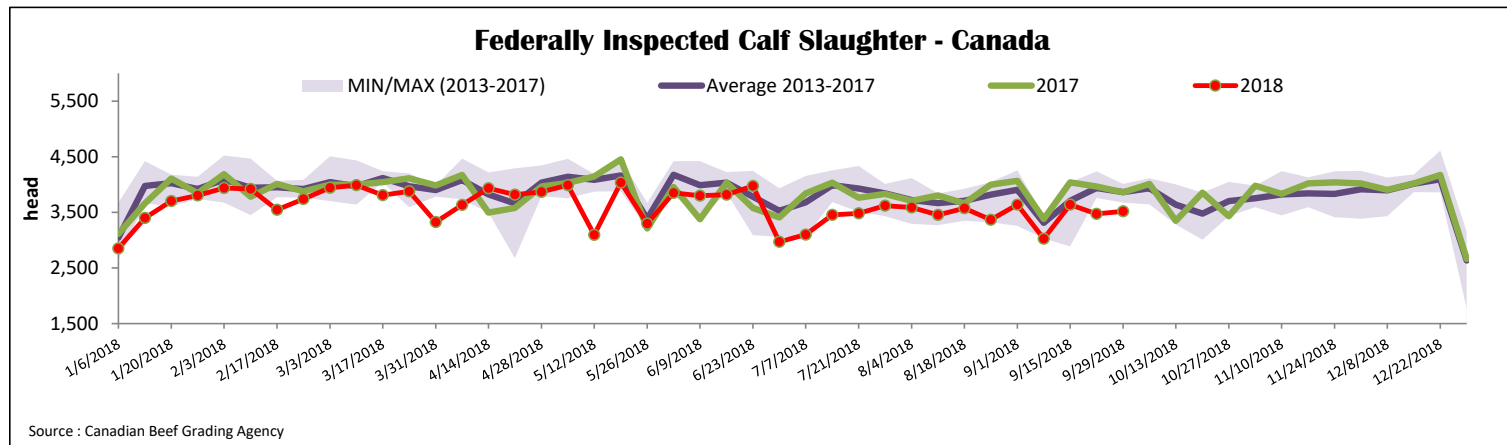
Source: Canadian Food Inspection Agency (CFIA)

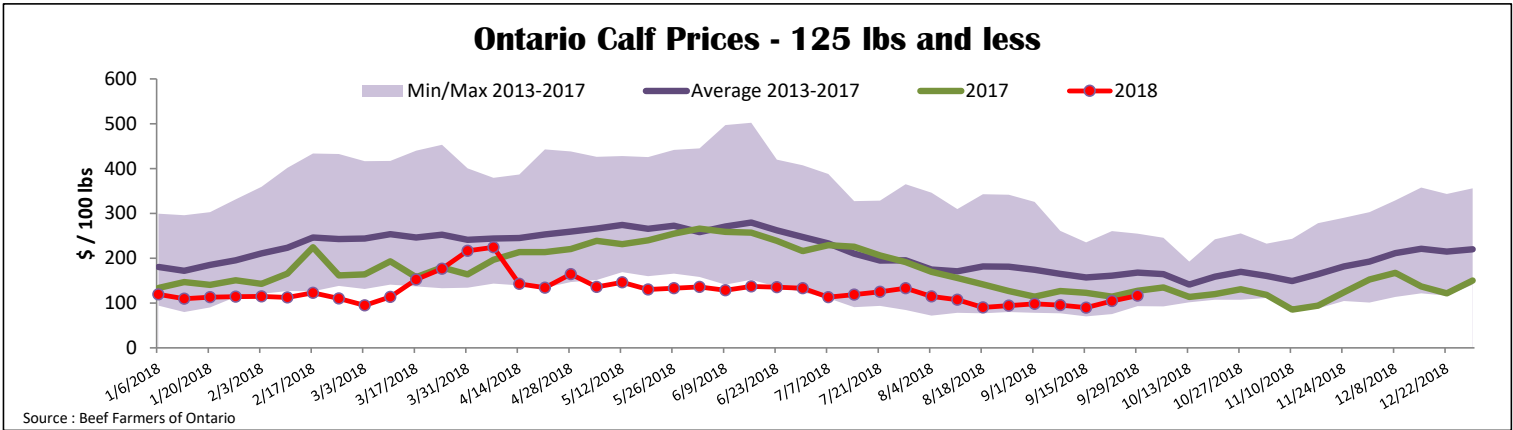
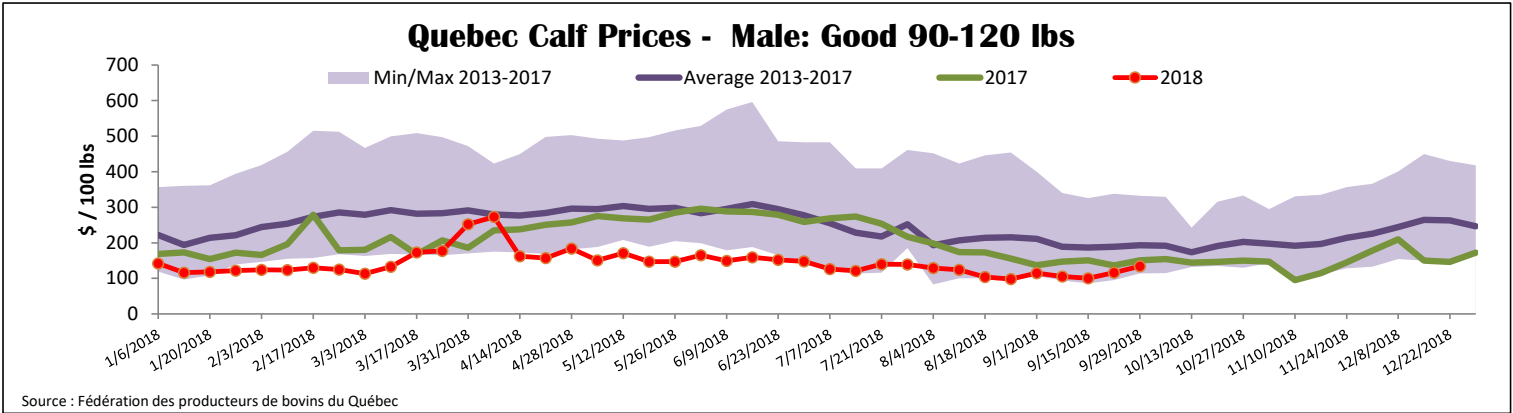
Exports					Imports						
Jan. 1 - July 31, 2018					Jan. 1 - Sept. 29, 2018						
	2018	2017	% chg		2018	2017	% chg		2018	2017	% chg
Total veal (tonnes)				Total veal (tonnes)							
United States	2 570	2 279	12.8 %	United States	825	1 211	-31.8 %				
United Arab Emirates	105	93	12.9 %	New Zealand	384	584	-34.2 %				
Denmark	20	0	-	Netherlands	267	34	681.8 %				
Others	11	26	-55.6 %	Australia	241	213	12.9 %				
Total	2 706	2 398	12.9 %	Others	13	27	-50.6 %				
				Total	1 730	2 068	-16.3 %				
				EU-28 (Veal total)	267	61	338.6 %				

*Includes domestic exports only

Source: Statistics Canada

Source: CFIA





United States										
Week ending September 22, 2018										
Federally Inspected Slaughter					Northeast and North Central U.S. Wholesale Price					
	Weekly			Year to date			August 2018 Wholesale Price			
Milk-fed or nature *	2018	2017	% chg	2018	2017	% chg	\$/100 lbs	Simple avg	Min	Max
North East	1 935	2 316	-16.5 %	76 850	80 404	-4.4 %	307 Rack, Ribeye	1 825.00	1 825.00	1 825.00
North Central	1 678	1 850	-9.3 %	61 781	66 033	-6.4 %	332 Loin, Trimmed 4x4	617.50	560.00	675.00
Total	3 613	4 166	-13.3 %	138 631	146 437	-5.3 %	1336 Leg slice, Retail	872.50	750.00	995.00
Other calves	9 008	6 429	40.1 %	260 292	215 891	20.6 %	1312 Osso Buco, Foreshank	785.00	675.00	895.00
Total	12 621	10 595	19.1 %	398 923	362 328	10.1 %	Shoulder Clod, Chuck	675.00	525.00	825.00
Production										
Calves (million lbs)	1.5	1.5	0.0 %	52.3	52.3	0.0 %				
Live weight (lbs)	211	247	-14.6 %							
Dressed weight (lbs)	122	145	-15.9 %							
Source : USDA							Source : USDA			
Northeast and North Central							Pennsylvania Vintage Calf Auction			
(Veal Carcass, Hot Basis – Paid to Producer (Hide off, 255-315 lbs))							Graded Holstein Bull Calves			
* Special fed : milk fed, nature							September 18, 2018			
\$US / 100 lbs							\$ / 100 lbs	Min	Max	
Weighted Average Price										
Non-Packer Owned										
Packer Owned										
							Number 1	95 - 123 lbs	65.00	70.00
								85 - 90 lbs	50.00	52.00
							Number 2	95 - 114 lbs	62.00	76.00
								83 - 90 lbs	50.00	57.00
							Number 3	84 - 107 lbs	32.00	45.00
								65 - 72 lbs	12.00	22.00
Source : USDA							Source : USDA			