

Veal Supply at a Glance - Canada

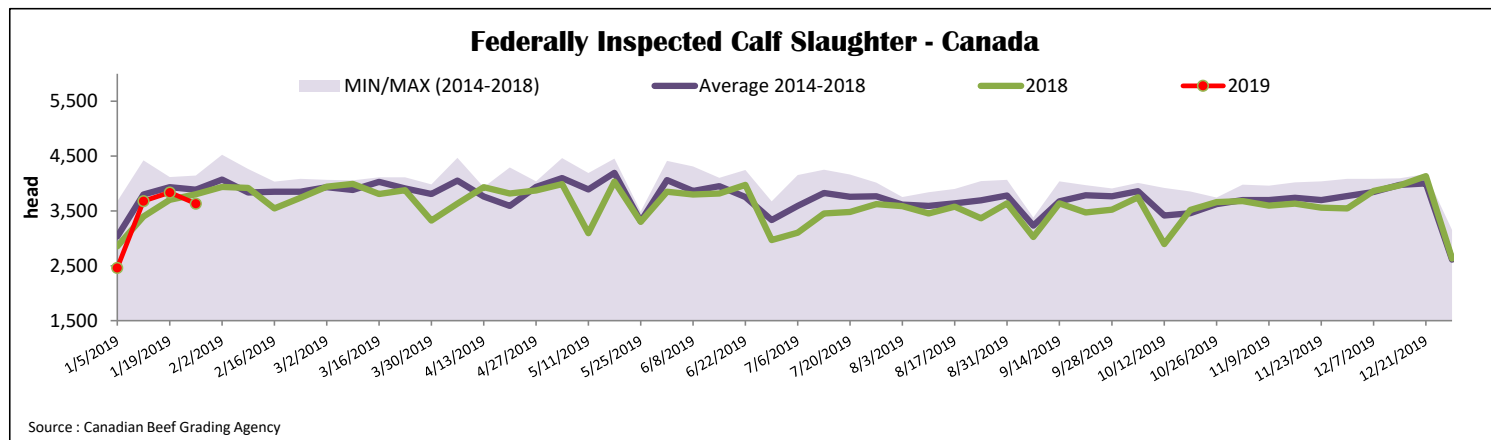
For week ending January 26, 2019

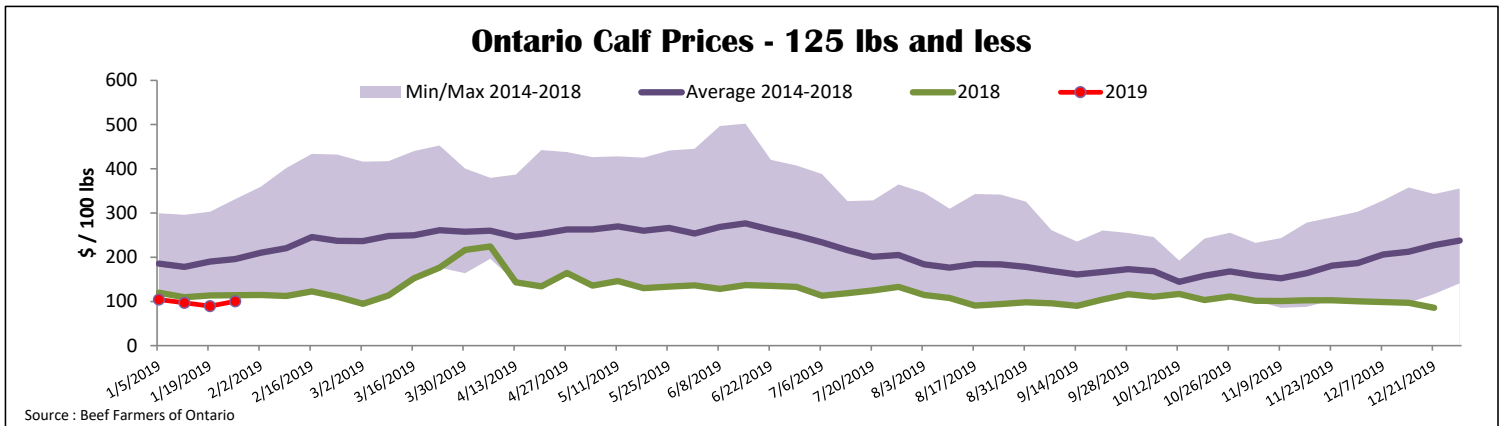
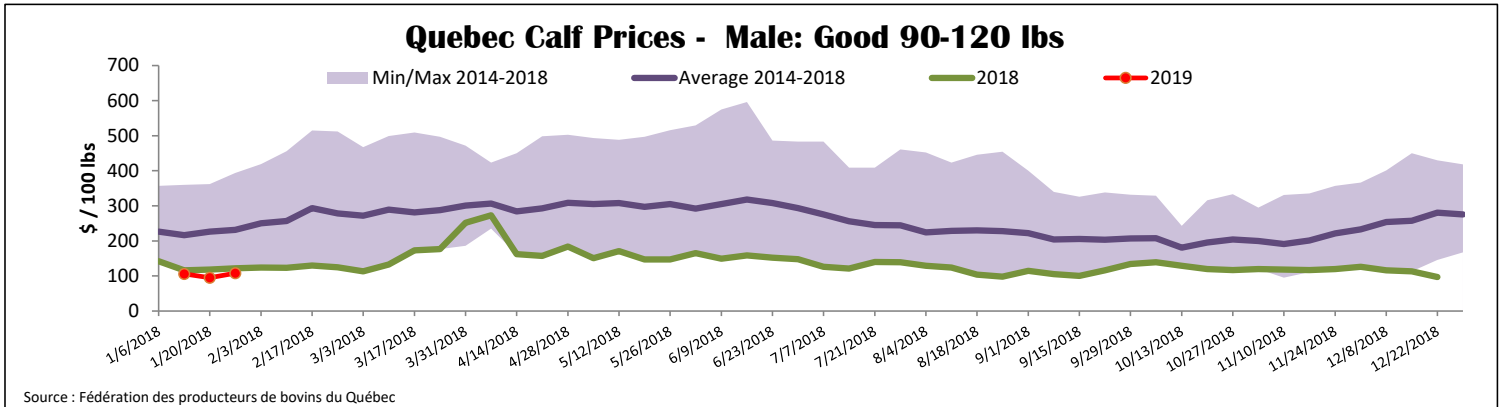
Quebec Live Auction											
Dairy Calves	2019				2018				Volume (YTD)		
	Number	Price (\$ / 100 lbs)			Number	Price (\$ / 100 lbs)			head		
Male	(head)	Average	Min	Max	(head)	Average	Min	Max	2019	2018	% chg
Good 90 - 120 lbs	559	108.00	90.00	125.00	720	122.00	110.00	135.00	1 995	2 516	-20.7 %
Good 121 - 140 lbs	215	102.00	75.00	125.00	176	120.00	100.00	135.00	835	714	16.9 %
Average 90 - 140 lbs	399	72.00	40.00	100.00	685	102.00	80.00	130.00	1 751	2 746	-36.2 %
Misc. - All weights	298	32.00	20.00	60.00	355	43.00	15.00	80.00	1 103	1 954	-43.6 %
Female											
Good 90 - 120 lbs	30	63.00	30.00	160.00	27	150.00	85.00	240.00	121	147	-17.7 %
A2 Grain fed veal calves (hide off)	1 358	215.00	n/a	n/a	1 178	315.90	n/a	n/a	5 740	4 776	20.2 %
596 lbs live / 325-353 lbs hide off									Source: Les producteurs de bovins du Québec		

Ontario Live Auction											
	2019				2018				Volume (YTD)		
	Number	Price (\$ / 100 lbs)			Number	Price (\$ / 100 lbs)			head		
	(head)	Average	Min	Max	(head)	Average	Min	Max	2019	2018	% chg
+ 600 lbs	563	93.89	79.22	107.53	597	161.57	131.91	178.83	2 466	2 144	15.0 %
451 - 600 lbs	39	86.38	74.68	99.13	60	140.09	118.92	157.93	166	175	-5.1 %
301 - 450 lbs	16	126.18	98.87	150.00	27	143.63	104.65	166.13	93	96	-3.1 %
126 - 300 lbs	115	110.10	64.93	197.90	103	132.54	93.37	240.08	580	463	25.3 %
- 125 lbs	620	100.25	67.05	205.15	844	114.22	69.08	202.20	2 756	3 343	-17.6 %
									Source: Beef Farmers of Ontario		

Federally Inspected Slaughter									
	Weekly			Year to date			Carcass Weight lbs (Jan-December)		
	2019	2018	% chg	2019	2018	% chg	2018	2017	% chg
Ontario	178	181	-1.7 %	613	756	-18.9 %	376	381	-1.4 %
Quebec	3 456	3 624	-4.6 %	13 000	13 005	0.0 %	328	321	2.1 %
Canada	3 634	3 805	-4.5 %	13 613	13 761	-1.1 %	330	325	1.7 %
Source: Canadian Beef Grading Agency							Source: Canadian Food Inspection Agency (CFIA)		

Exports					Imports				
Jan. 1 - Nov. 30, 2018					Jan. 1 - Jan. 26, 2019				
Total veal (tonnes)	2018	2017	% chg		Total veal (tonnes)	2019	2018	% chg	
United States	3 648	3 664	-0.4 %		United States	277	94	193.7 %	
United Arab Emirates	167	148	12.7 %		New Zealand	33	86	-61.7 %	
Denmark	20	0	-		Australia	24	20	20.0 %	
Others	27	46	-41.4 %		Netherlands	10	45	-78.3 %	
Total	3 861	3 858	0.1 %		Others	0	0	-	
*Includes domestic exports only					Total	344	245	40.0 %	
Source: Statistics Canada					EU-28 (Veal total)	10	45	-77.9 %	
					Source: CFIA				





United States										
Week ending January 19, 2019										
Federally Inspected Slaughter					Northeast and North Central U.S. Wholesale Price					
	Weekly			Year to date			December 2018 Wholesale Price			
	2019	2018	% chg	2019	2018	% chg	\$/100 lbs	Simple avg	Min	Max
Milk-fed or nature *										
North East	2 122	2 220	-4.4 %	6 254	6 315	-1.0 %	307 Rack, Ribeye	1 825.00	1 825.00	1 825.00
North Central	1 530	1 946	-21.4 %	4 299	5 156	-16.6 %	332 Loin, Trimmed 4x4	612.50	550.00	675.00
Total	3 652	4 166	-12.3 %	10 553	11 471	-8.0 %	1336 Leg slice, Retail	862.50	750.00	975.00
Other calves	6 348	6 773	-6.3 %	16 447	20 645	-20.3 %	1312 Osso Buco, Foreshank	785.00	675.00	895.00
Total	10 000	10 939	-8.6 %	27 000	32 116	-15.9 %	Shoulder Clod, Chuck	675.00	525.00	825.00
Production*										
Calves (million lbs)	1.1	1.5	-26.7 %	3.1	4.3	-27.9 %				
Live weight (lbs)	204	243	-16.0 %							
Dressed weight (lbs)	117	142	-17.6 %							
*Due to the US partial government shutdown, production data includes estimates for 2019.							Source : USDA			
Northeast and North Central					Pennsylvania Vintage Calf Auction					
(Veal Carcass, Hot Basis – Paid to Producer (Hide off, 255-315 lbs))					Graded Holstein Bull Calves January 15, 2019					
							\$/ 100 lbs			
			Weighted Average Price	Min	Max			Min	Max	
Non-Packer Owned			309.91	296.00	312.00	Number 1	95 - 111 lbs	70.00	75.00	
Packer Owned			305.35	304.00	310.00	Number 2	83 - 113 lbs	30.00	65.00	
						Number 3	84 - 110 lbs 73 lbs	30.00 10.00	40.00 10.00	
Source : USDA							Source : USDA			