

Veal Supply at a Glance - Canada

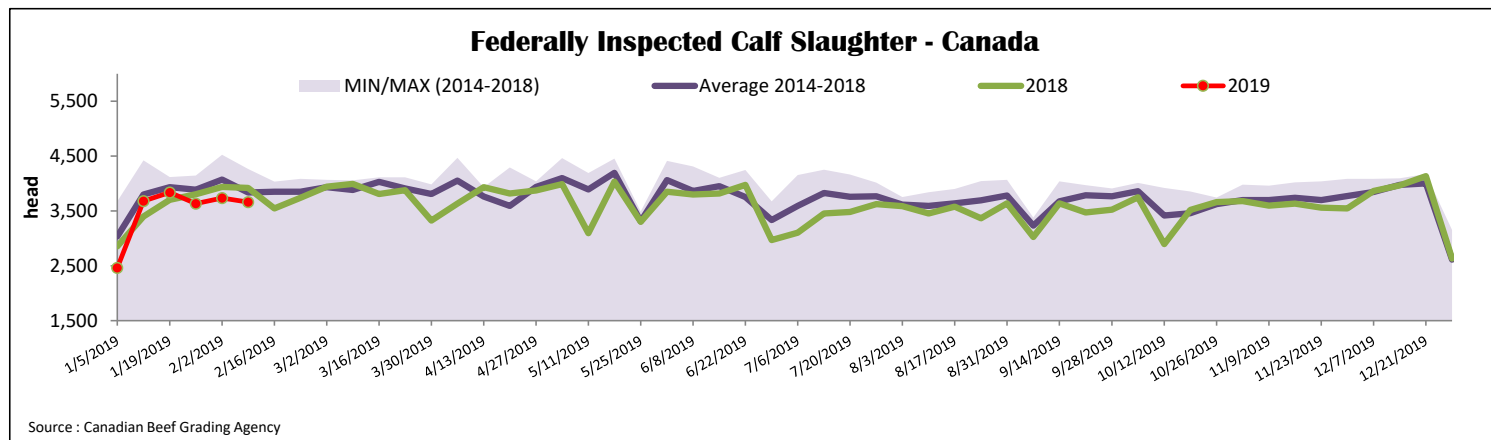
For week ending February 9, 2019

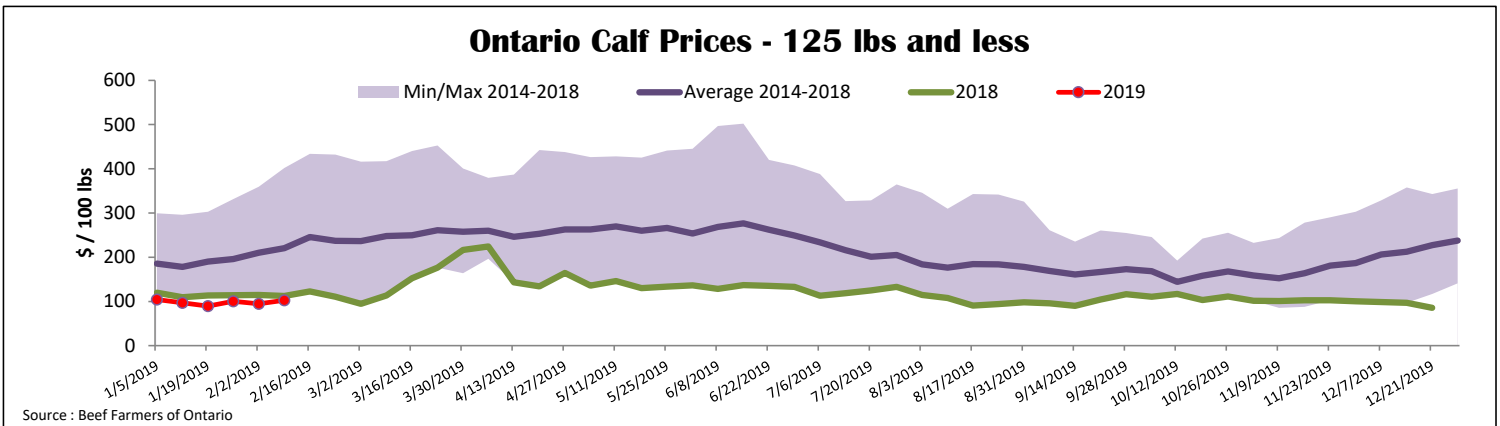
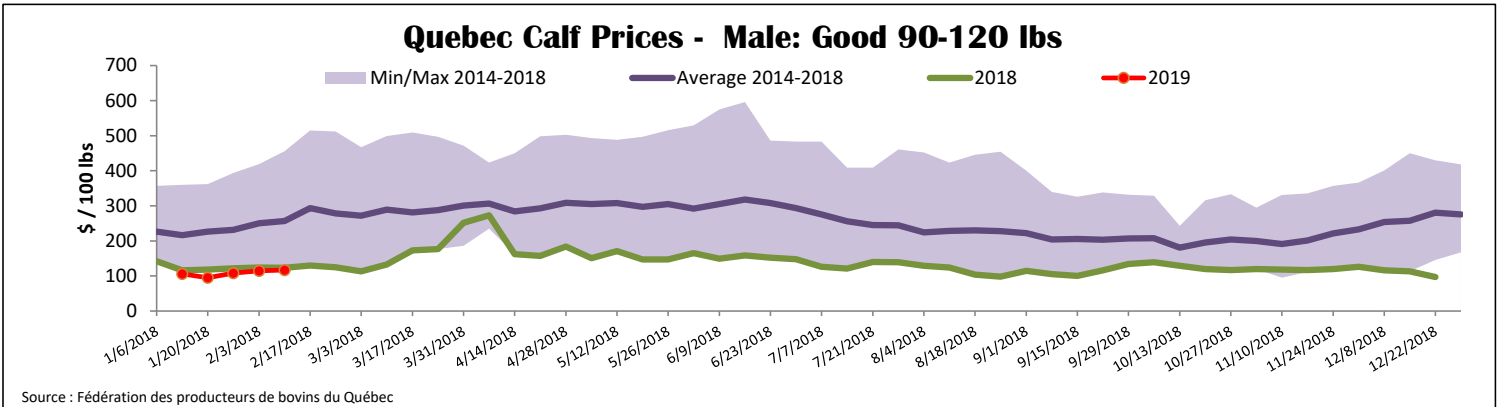
Quebec Live Auction											
Dairy Calves	2019				2018				Volume (YTD)		
	Number	Price (\$ / 100 lbs)			Number	Price (\$ / 100 lbs)			head		
Male	(head)	Average	Min	Max	(head)	Average	Min	Max	2019	2018	% chg
Good 90 - 120 lbs	563	117.00	100.00	140.00	559	123.00	100.00	140.00	3 198	3 793	-15.7 %
Good 121 - 140 lbs	205	118.00	100.00	140.00	180	124.00	110.00	135.00	1 242	1 085	14.5 %
Average 90 - 140 lbs	502	83.00	40.00	125.00	695	99.00	65.00	120.00	2 731	4 155	-34.3 %
Misc. - All weights	272	33.00	20.00	60.00	419	40.00	10.00	80.00	1 618	2 768	-41.5 %
Female											
Good 90 - 120 lbs	60	76.00	40.00	135.00	46	131.00	100.00	185.00	232	242	-4.1 %
A2 Grain fed veal calves (hide off)	1 491	215.00	n/a	n/a	1 382	285.80	n/a	n/a	8 626	7 481	15.3 %
596 lbs live / 325-353 lbs hide off									Source: Les producteurs de bovins du Québec		

Ontario Live Auction											
	2019				2018				Volume (YTD)		
	Number	Price (\$ / 100 lbs)			Number	Price (\$ / 100 lbs)			head		
	(head)	Average	Min	Max	(head)	Average	Min	Max	2019	2018	% chg
+ 600 lbs	783	94.12	79.29	110.25	485	155.14	133.34	170.53	3 737	3 222	16.0 %
451 - 600 lbs	57	80.55	61.01	97.86	35	127.44	110.26	138.00	260	241	7.9 %
301 - 450 lbs	40	105.20	76.54	134.74	42	156.49	110.87	196.05	151	174	-13.2 %
126 - 300 lbs	146	105.39	64.61	169.50	88	133.89	83.82	189.86	841	671	25.3 %
- 125 lbs	719	102.37	60.92	222.31	819	112.56	74.67	201.16	4 238	5 009	-15.4 %
Source: Beef Farmers of Ontario											

Federally Inspected Slaughter									
	Weekly			Year to date			Carcass Weight lbs (Jan-December)		
	2019	2018	% chg	2019	2018	% chg	2018	2017	% chg
Ontario	129	202	-36.1 %	954	1 155	-17.4 %	376	381	-1.4 %
Quebec	3 530	3 718	-5.1 %	20 052	20 465	-2.0 %	328	321	2.1 %
Canada	3 659	3 920	-6.7 %	21 006	21 620	-2.8 %	330	325	1.7 %
Source: Canadian Beef Grading Agency					Source: Canadian Food Inspection Agency (CFIA)				

Exports					Imports				
Total veal (tonnes)	Jan. 1 - Nov. 30, 2018				Total veal (tonnes)	Jan. 1 - Feb. 9, 2019			
	2018	2017	% chg			2019	2018	% chg	
United States	3 648	3 664	-0.4 %		360	119	202.8 %		
United Arab Emirates	167	148	12.7 %		49	20	145.3 %		
Denmark	20	0	-		33	86	-61.7 %		
Others	27	46	-41.4 %		14	58	-76.5 %		
Total	3 861	3 858	0.1 %		456	283	61.1 %		
*Includes domestic exports only					EU-28 (Veal total)				
Source: Statistics Canada					Source: CFIA				





United States										
Week ending February 2, 2019										
Federally Inspected Slaughter					Northeast and North Central U.S. Wholesale Price					
	Weekly			Year to date			December 2018 Wholesale Price			
	2019	2018	% chg	2019	2018	% chg	\$/100 lbs	Simple avg	Min	Max
Milk-fed or nature *										
North East	2 048	1 995	2.7 %	10 601	10 392	2.0 %	307 Rack, Ribeye	1 825.00	1 825.00	1 825.00
North Central	1 245	1 654	-24.7 %	7 006	8 472	-17.3 %	332 Loin, Trimmed 4x4	612.50	550.00	675.00
Total	3 293	3 649	-9.8 %	17 607	18 864	-6.7 %	1336 Leg slice, Retail	862.50	750.00	975.00
Other calves	6 707	6 748	-0.6 %	35 434	33 914	4.5 %	1312 Osso Buco, Foreshank	785.00	675.00	895.00
Total	10 000	10 397	-3.8 %	53 041	52 778	0.5 %	Shoulder Clod, Chuck	675.00	525.00	825.00
Production*										
Calves (million lbs)	1.1	1.3	-15.4 %	6.2	7.0	-11.4 %				
Live weight (lbs)	204	224	-8.9 %							
Dressed weight (lbs)	117	130	-10.0 %							
					Source : USDA					
*Due to the US partial government shutdown, production data includes estimates for 2019.										
Northeast and North Central					Pennsylvania Vintage Calf Auction					
(Veal Carcass, Hot Basis – Paid to Producer (Hide off, 255-315 lbs))					Graded Holstein Bull Calves January 29, 2019					
							\$/ 100 lbs	Min	Max	
* Special fed : milk fed, nature										
\$US / 100 lbs			Weighted Average Price	Min	Max					
Non-Packer Owned			308.54	295.00	312.00	Number 1	102 - 121 lbs	40.00	45.00	
Packer Owned			306.15	304.00	310.00	Number 2	95 - 115 lbs 90 lbs	30.00 20.00	40.00 20.00	
						Number 3	95 - 110 lbs 73 - 94 lbs	20.00 10.00	25.00 15.00	
					Source : USDA					