

Veal Supply at a Glance - Canada

For week ending February 16, 2019

Quebec Live Auction											
Dairy Calves	2019				2018				Volume (YTD)		
	Number	Price (\$ / 100 lbs)			Number	Price (\$ / 100 lbs)			head		
Male	(head)	Average	Min	Max	(head)	Average	Min	Max	2019	2018	% chg
Good 90 - 120 lbs	518	123.00	110.00	170.00	698	130.00	118.00	145.00	3 716	4 491	-17.3 %
Good 121 - 140 lbs	195	122.00	105.00	170.00	197	132.00	116.00	150.00	1 437	1 282	12.1 %
Average 90 - 140 lbs	405	87.00	50.00	120.00	625	104.00	80.00	130.00	3 136	4 780	-34.4 %
Misc. - All weights	210	36.00	20.00	65.00	337	47.00	20.00	85.00	1 828	3 105	-41.1 %
Female											
Good 90 - 120 lbs	28	85.00	50.00	145.00	38	133.00	100.00	180.00	260	280	-7.1 %
A2 Grain fed veal calves (hide off)	1 541	215.20	n/a	n/a	1 393	278.50	n/a	n/a	10 167	8 874	14.6 %
596 lbs live / 325-353 lbs hide off											

Source: Les producteurs de bovins du Québec

Ontario Live Auction											
	2019				2018				Volume (YTD)		
	Number	Price (\$ / 100 lbs)			Number	Price (\$ / 100 lbs)			head		
	(head)	Average	Min	Max	(head)	Average	Min	Max	2019	2018	% chg
+ 600 lbs	654	95.52	79.40	112.35	653	140.16	113.29	156.57	4 391	3 875	13.3 %
451 - 600 lbs	37	89.60	62.94	110.19	41	131.96	110.29	154.46	297	282	5.3 %
301 - 450 lbs	37	116.42	80.80	156.72	18	119.64	103.89	134.94	188	192	-2.1 %
126 - 300 lbs	101	122.17	72.76	226.49	89	130.63	94.46	220.95	942	760	23.9 %
- 125 lbs	597	113.34	78.80	235.45	831	122.68	75.03	248.31	4 835	5 840	-17.2 %

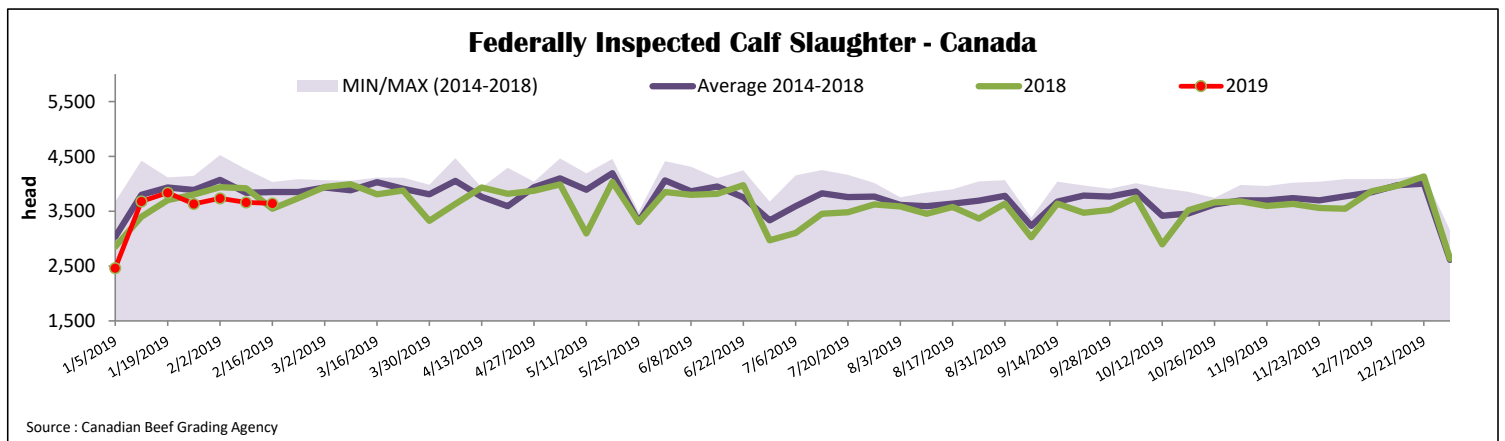
Source: Beef Farmers of Ontario

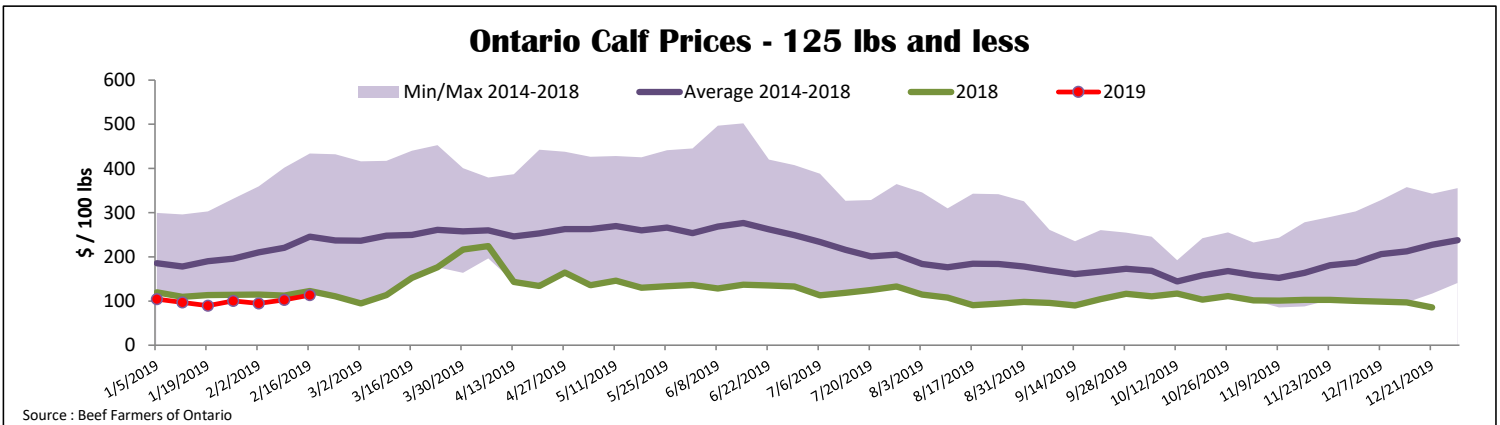
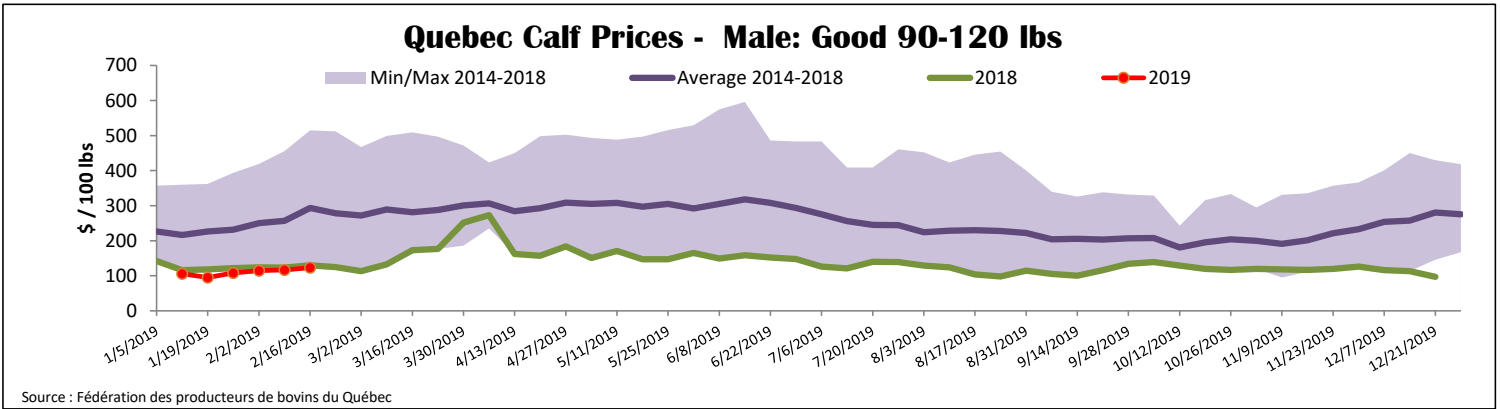
Federally Inspected Slaughter									
	Weekly			Year to date			Carcass Weight lbs (Jan-December)		
	2019	2018	% chg	2019	2018	% chg	2018	2017	% chg
Ontario	174	155	12.3 %	1 128	1 310	-13.9 %	376	381	-1.4 %
Quebec	3 467	3 390	2.3 %	23 519	23 855	-1.4 %	328	321	2.1 %
Canada	3 641	3 545	2.7 %	24 647	25 165	-2.1 %	330	325	1.7 %

Source: Canadian Beef Grading Agency / Source: Canadian Food Inspection Agency (CFIA)

Exports					Imports				
Jan. 1 - Nov. 30, 2018					Jan. 1 - Feb. 16, 2019				
Total veal (tonnes)	2018	2017	% chg		Total veal (tonnes)	2019	2018	% chg	
United States	3 648	3 664	-0.4 %		United States	395	151	162.2 %	
United Arab Emirates	167	148	12.7 %		Australia	49	20	145.3 %	
Denmark	20	0	-		New Zealand	33	86	-61.7 %	
Others	27	46	-41.4 %		Netherlands	17	66	-73.9 %	
Total	3 861	3 858	0.1 %		Total	494	323	53.2 %	
*Includes domestic exports only					EU-28 (Veal total)				
					17 66 -73.9 %				

Source: Statistics Canada / Source: CFIA





United States										
Week ending February 9, 2019										
Federally Inspected Slaughter					Northeast and North Central U.S. Wholesale Price					
	Weekly			Year to date			January 2019 Wholesale Price			
	2019	2018	% chg	2019	2018	% chg	\$/100 lbs	Simple avg	Min	Max
Milk-fed or nature *										
North East	2 064	2 087	-1.1 %	12 665	12 479	1.5 %	307 Rack, Ribeye	1 825.00	1 825.00	1 825.00
North Central	1 776	2 010	-11.6 %	8 782	10 482	-16.2 %	332 Loin, Trimmed 4x4	612.50	550.00	675.00
Total	3 840	4 097	-6.3 %	21 447	22 961	-6.6 %	1336 Leg slice, Retail	862.50	750.00	975.00
Other calves	6 160	6 061	1.6 %	44 711	39 975	11.8 %	1312 Osso Buco, Foreshank	785.00	675.00	895.00
Total	10 000	10 158	-1.6 %	66 158	62 936	5.1 %	Shoulder Clod, Chuck	675.00	525.00	825.00
Production*										
Calves (million lbs)	1.2	1.4	-14.3 %	7.6	8.4	-9.5 %				
Live weight (lbs)	204	241	-15.4 %							
Dressed weight (lbs)	118	141	-16.3 %							
					Source : USDA					
*Due to the US partial government shutdown, production data includes estimates for 2019.										
Northeast and North Central					Pennsylvania Vintage Calf Auction					
(Veal Carcass, Hot Basis – Paid to Producer (Hide off, 255-315 lbs))					Graded Holstein Bull Calves February 5, 2019					
							\$ / 100 lbs	Min	Max	
* Special fed : milk fed, nature										
\$US / 100 lbs			Weighted Average Price	Min	Max	Number 1	103 - 123 lbs	50.00	57.00	
Non-Packer Owned			309.63	290.00	312.00	Number 2	95 - 114 lbs	40.00	50.00	
Packer Owned			305.93	304.00	310.00		83 - 90 lbs	25.00	32.00	
						Number 3	84 - 108 lbs	17.00	22.00	
					Source : USDA					