

Veal Supply at a Glance - Canada

For week ending May 11, 2019

Quebec Live Auction											
	2019				2018				Volume (YTD)		
	Number (head)	Price (\$ / 100 lbs)			Number (head)	Price (\$ / 100 lbs)			head		
Dairy Calves		Average	Min	Max		Average	Min	Max	2019	2018	% chg
Holstein Male											
Good 90 -120 lbs	609	196.00	155.00	225.00	741	171.00	150.00	185.00	11 151	13 664	-18.4 %
Good 121 - 140 lbs	193	188.00	150.00	225.00	191	167.00	140.00	185.00	3 896	3 546	9.9 %
Average 90 - 140 lbs	441	165.00	120.00	190.00	552	143.00	110.00	170.00	8 449	11 310	-25.3 %
Misc. - All weights	312	85.00	20.00	155.00	367	71.00	20.00	130.00	5 004	7 011	-28.6 %
Holstein Female											
Good 90 -120 lbs	66	165.00	130.00	220.00	54	148.00	120.00	170.00	958	860	11.4 %
Other milk breeds (all weights)	32	64.00	24.00	125.00	35	110.00	50.00	180.00	459	788	-41.8 %
Crossbreeds dairy-butcher (all weights)	376	283.00	70.00	465.00	286	224.00	160.00	275.00	6 406	5 734	-10.5 %
A2 Grain fed veal calves (hide off)	1 511	215.10	n/a	n/a	1 212	238.00	n/a	n/a	27 743	24 983	11.0 %
596 lbs live / 325-353 lbs hide off											

Ontario Live Auction											
	2019				2018				Volume (YTD)		
	Number (head)	Price (\$ / 100 lbs)			Number (head)	Price (\$ / 100 lbs)			head		
		Average	Min	Max		Average	Min	Max	2019	2018	% chg
+ 600 lbs	936	91.78	77.16	104.93	639	112.50	96.07	127.43	13 995	12 123	15.4 %
451 - 600 lbs	72	93.95	76.45	111.80	29	107.14	95.17	114.74	916	867	5.7 %
301 - 450 lbs	60	145.87	104.17	174.29	39	135.47	94.77	169.12	740	606	22.1 %
126 - 300 lbs	105	149.01	108.49	293.11	83	142.73	95.72	256.55	2 470	2 005	23.2 %
- 125 lbs	736	190.61	133.11	356.62	737	146.03	86.52	238.98	13 433	15 830	-15.1 %

Source: Beef Farmers of Ontario

Federally Inspected Slaughter									
	Weekly			Year to date			Carcass Weight lbs (Jan-Mar.)		
	2019	2018	% chg	2019	2018	% chg	2019	2018	% chg
Quebec	3 512	2 887	21.6 %	64 017	66 691	-4.0 %	366	326	12.3 %
Rest of Canada	103	207	-50.2 %	3 035	3 498	-13.2 %	358	372	-3.5 %
Canada	3 615	3 094	16.8 %	67 052	70 189	-4.5 %	366	328	11.5 %

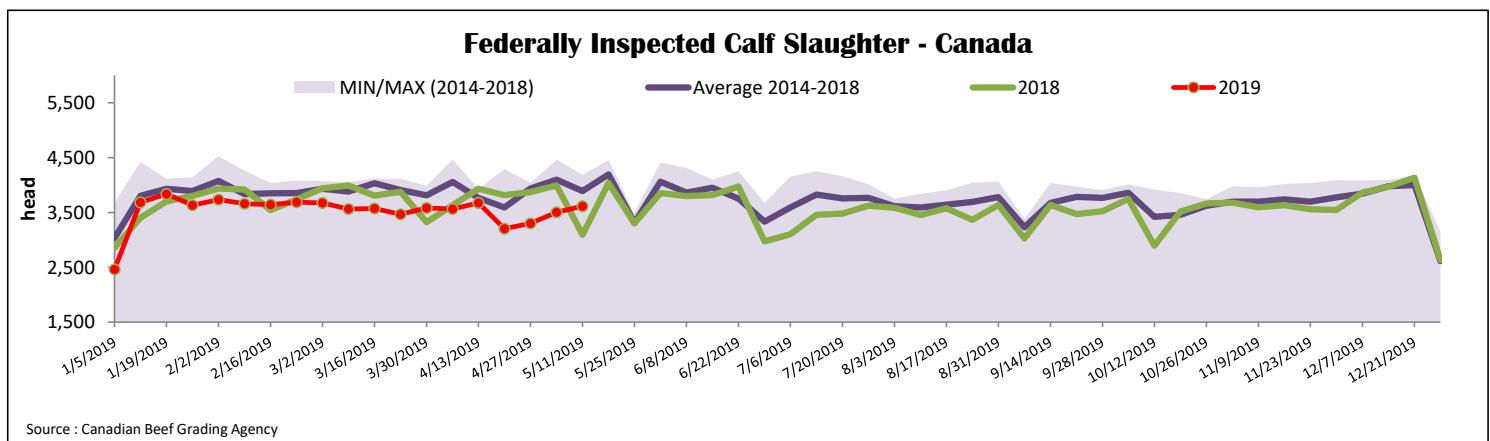
Source: Canadian Beef Grading Agency

Source: Canadian Food Inspection Agency (CFIA)

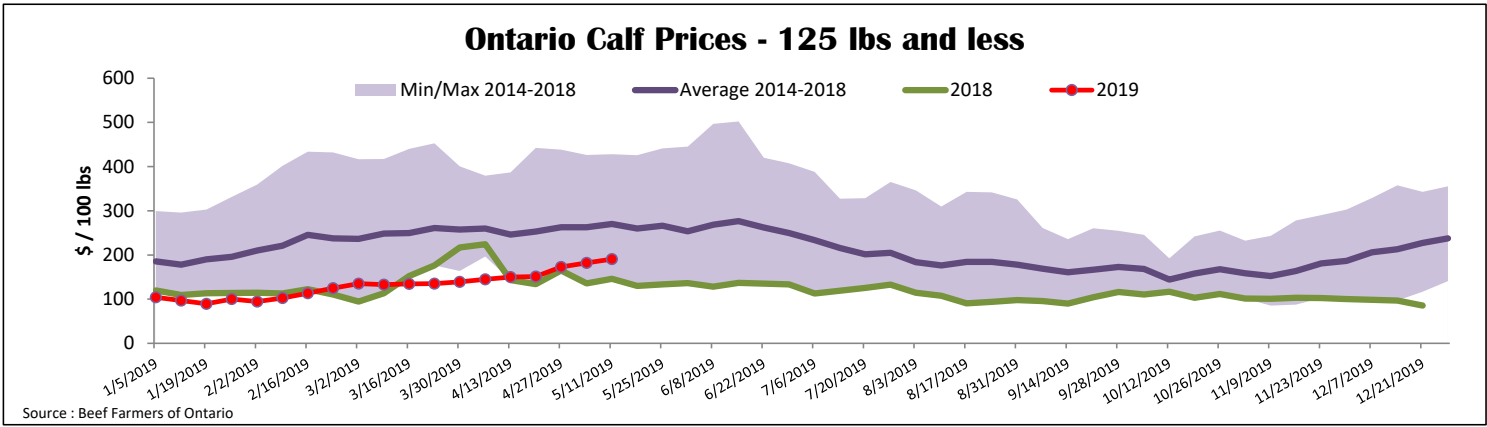
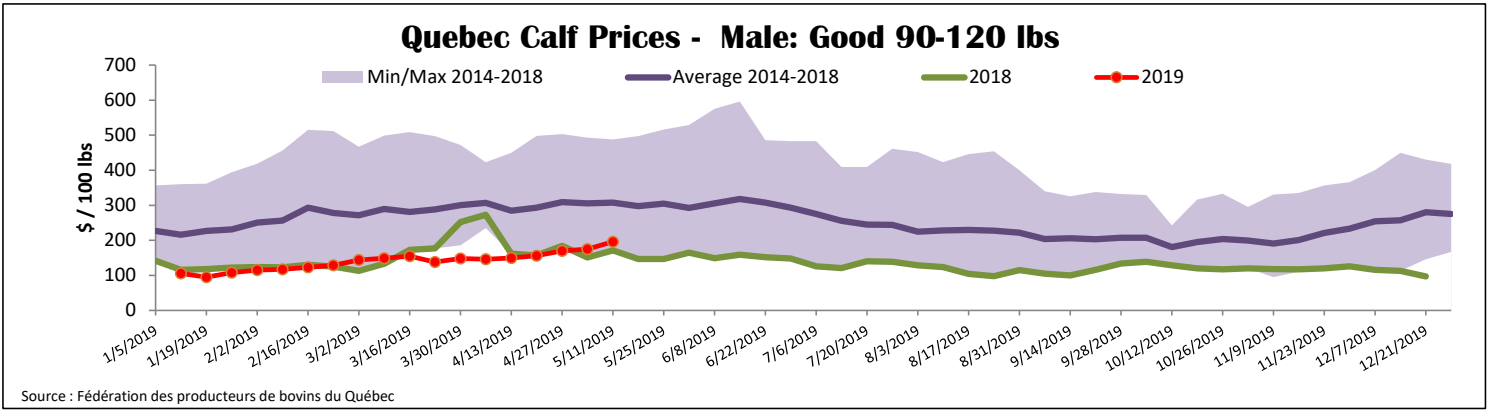
Domestic Exports					Imports				
Total veal (tonnes)	Jan. 1 - March 31, 2019				Total veal (tonnes)	Jan. 1 - May 11, 2019			
	2019	2018	% chg			2019	2018	% chg	
United States	726	1 152	-37.0 %		United States	737	491	50.1 %	
United Arab Emirates	93	55	67.8 %		Netherlands	134	140	-4.3 %	
Saudi Arabia	5	0	-		Australia	89	183	-51.4 %	
Others	3	4	-22.5 %		New Zealand	49	86	-43.0 %	
Total	826	1 210	-31.7 %		Total	1 009	914	10.5 %	
					EU-28 (Veal total)	134	140	-4.3 %	

Source: Statistics Canada

Source: CFIA



Source: Canadian Beef Grading Agency



United States										
Week ending May 4, 2019										
Federally Inspected Slaughter					Northeast and North Central U.S. Wholesale Price					
			Year to date			April 2019 Wholesale Price				
Weekly										
	2019	2018	% chg	2019	2018	% chg	\$/100 lbs	Simple avg	Min	Max
Milk-fed or nature *										
North East	2 153	2 240	-3.9 %	38 417	37 930	1.3 %	307 Rack, Ribeye	1 825.00	1 825.00	1 825.00
North Central	1 739	1 567	11.0 %	26 577	30 395	-12.6 %	332 Loin, Trimmed 4x4	592.50	510.00	675.00
Total	3 892	3 807	2.2 %	64 994	68 325	-4.9 %	1336 Leg slice, Retail	862.50	750.00	975.00
Other calves	6 464	6 327	2.2 %	131 281	114 029	15.1 %	1312 Osso Buco, Fore Shank	785.00	675.00	895.00
Total	10 356	10 134	2.2 %	196 275	182 354	7.6 %	Shoulder Clod, Chuck	675.00	525.00	825.00
Production*										
Calves (million lbs)	1.5	1.4	7.1 %	25.1	25.0	0.4 %				
Live weight (lbs)	242	243	-0.4 %							
Dressed weight (lbs)	142	142	0.0 %							
Northeast and North Central					Pennsylvania Vintage Calf Auction					
(Veal Carcass, Hot Basis – Paid to Producer (Hide off, 255-315 lbs))					Graded Holstein Bull Calves					
* Special fed : milk fed, nature					April 30, 2019					
			Weighted Average Price			\$/ 100 lbs				
\$US / 100 lbs				Min	Max	Number 1	Weight	Head	Min	Max
							- 89 lbs	18	80.00	130.00
							90 - 120 lbs	217	95.00	200.00
Non-Packer Owned			308.67	295.00	312.00		+ 120 lbs	12	107.00	150.00
							Beef Cross	18	130.00	260.00
Packer Owned			302.69	298.00	310.00	Number 2	- 100 lbs	187	70.00	195.00
							+ 100 lbs	25	75.00	197.00
						Number 3	- 100 lbs	284	20.00	142.00
							+ 100 lbs	102	25.00	130.00
					* Does not include all head sold					
Source : USDA					Source : USDA					