

Veal Supply at a Glance - Canada

For week ending June 15, 2019

Quebec Live Auction											
	2019				2018				Volume (YTD)		
	Number (head)	Price (\$ / 100 lbs)			Number (head)	Price (\$ / 100 lbs)			head		
Dairy Calves		Average	Min	Max		Average	Min	Max	2019	2018	% chg
Holstein Male											
Good 90 -120 lbs	750	198.00	150.00	230.00	758	159.00	140.00	175.00	14 403	17 223	-16.4 %
Good 121 - 140 lbs	169	194.00	140.00	230.00	190	153.00	140.00	170.00	4 915	4 495	9.3 %
Average 90 - 140 lbs	500	160.00	120.00	195.00	591	130.00	100.00	155.00	10 906	14 445	-24.5 %
Misc. - All weights	355	56.00	20.00	120.00	386	61.00	20.00	110.00	6 676	8 996	-25.8 %
Holstein Female											
Good 90 -120 lbs	64	128.00	55.00	210.00	59	136.00	100.00	215.00	1 292	1 140	13.3 %
Other milk breeds (all weights)	27	104.00	50.00	250.00	48	97.00	20.00	170.00	590	1 017	-42.0 %
Crossbreeds dairy-butcher (all weights)	445	275.00	100.00	460.00	313	220.00	120.00	290.00	8 384	7 160	-14.6 %
A2 Grain fed veal calves (hide off)	1 494	215.00	n/a	n/a	1 663	230.00	n/a	n/a	35 177	32 025	9.8 %
596 lbs live / 325-353 lbs hide off											

Ontario Live Auction											
	2019				2018				Volume (YTD)		
	Number (head)	Price (\$ / 100 lbs)			Number (head)	Price (\$ / 100 lbs)			head		
		Average	Min	Max		Average	Min	Max	2019	2018	% chg
+ 600 lbs	758	93.61	81.60	104.95	649	118.60	102.96	131.49	17 940	15 928	12.6 %
451 - 600 lbs	39	77.80	63.08	94.26	24	106.61	94.13	117.58	1 197	1 076	11.2 %
301 - 450 lbs	57	104.66	75.38	166.69	7	202.29	185.71	219.64	1 023	755	35.5 %
126 - 300 lbs	128	154.74	110.42	245.43	81	145.96	99.27	255.31	3 097	2 507	23.5 %
- 125 lbs	854	160.24	99.48	260.67	796	136.80	76.21	257.81	17 453	20 196	-13.6 %

Source: Beef Farmers of Ontario

Federally Inspected Slaughter									
	Weekly			Year to date			Carcass Weight lbs (Jan-Apr.)		
	2019	2018	% chg	2019	2018	% chg	2019	2018	% chg
Quebec	3 361	3 608	-6.8 %	79 984	84 489	-5.3 %	361	328	10.1 %
Rest of Canada	157	211	-25.6 %	3 794	4 505	-15.8 %	359	369	-2.7 %
Canada	3 518	3 819	-7.9 %	83 778	88 994	-5.9 %	361	330	9.4 %

Source: Canadian Beef Grading Agency

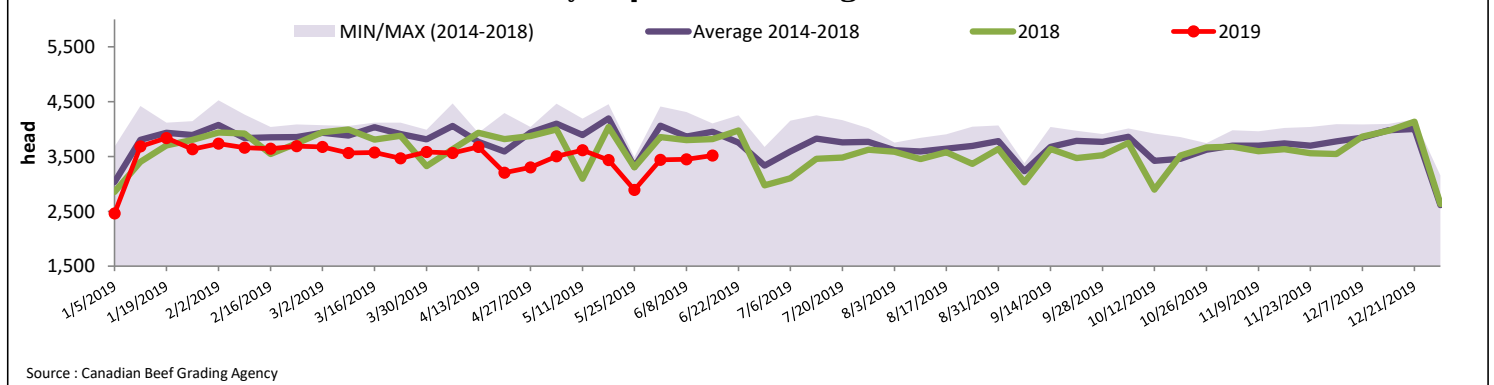
Source: Canadian Food Inspection Agency (CFIA)

Domestic Exports					Imports				
	Jan. 1 - April 30, 2019					Jan. 1 - June 15, 2019			
	2019	2018	% chg			2019	2018	% chg	
Total veal (tonnes)					Total veal (tonnes)				
United States	940	1 503	-37.5 %		United States	817	588	38.9 %	
United Arab Emirates	102	71	43.5 %		Netherlands	153	185	-17.3 %	
Saudi Arabia	5	0	-		Australia	89	218	-59.2 %	
Others	4	7	-47.5 %		New Zealand	49	86	-43.0 %	
Total	1 051	1 582	-33.5 %		Total	1 108	1 091	1.6 %	
					EU-28 (Veal total)	548	185	195.8 %	

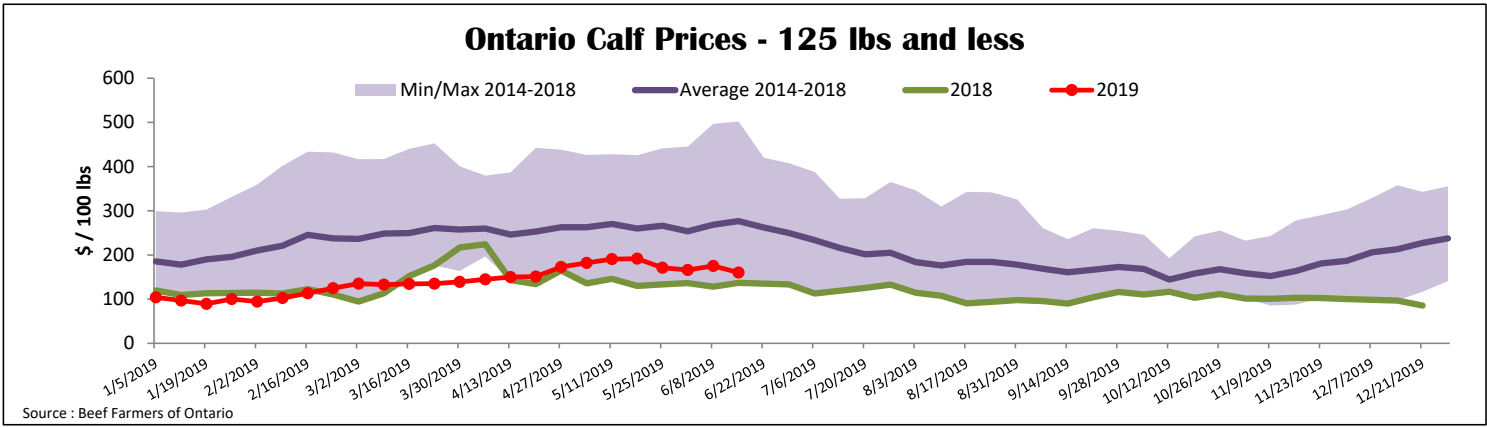
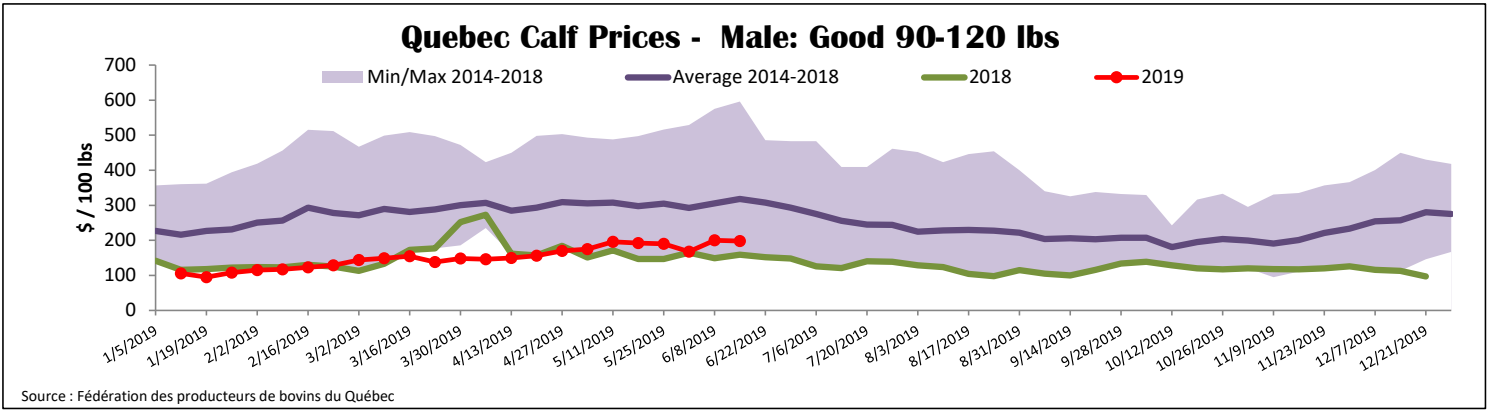
Source: Statistics Canada

Source: CFIA

Federally Inspected Calf Slaughter - Canada



Source: Canadian Beef Grading Agency



United States

Week ending June 8, 2019

Federally Inspected Slaughter				Northeast and North Central U.S. Wholesale Price							
	Weekly			Year to date			May 2019 Wholesale Price				
	2019	2018	% chg	2019	2018	% chg	\$/100 lbs	Simple avg	Min	Max	
Milk-fed or nature *											
North East	2 496	1 924	29.7 %	49 807	47 754	4.3 %	307 Rack, Ribeye	1 825.00	1 825.00	1 825.00	
North Central	1 379	1 622	-15.0 %	32 886	38 250	-14.0 %	332 Loin, Trimmed 4x4	592.50	510.00	675.00	
Total	3 875	3 546	9.3 %	82 693	86 004	-3.8 %	1336 Leg slice, Retail	862.50	750.00	975.00	
Other calves	6 618	6 839	-3.2 %	163 172	147 009	11.0 %	1312 Osso Buco, Fore Shank	785.00	675.00	895.00	
Total	10 493	10 385	1.0 %	245 865	233 013	5.5 %	Shoulder Clod, Chuck	675.00	525.00	825.00	
Production*											
Calves (million lbs)	1.4	1.4	0.0 %	31.7	31.8	-0.3 %					
Live weight (lbs)	227	233	-2.6 %								
Dressed weight (lbs)	132	135	-2.2 %								

Source : USDA

Northeast and North Central

(Veal Carcass, Hot Basis – Paid to Producer (Hide off, 255-315 lbs))

* Special fed : milk fed, nature

\$US / 100 lbs	Weighted Average Price	Min	Max
Non-Packer Owned	309.15	298.00	312.00
Packer Owned	302.20	298.00	310.00

Source : USDA

Pennsylvania Vintage Calf Auction

Graded Holstein Bull Calves June 8, 2019

	Weight	Head	\$/ 100 lbs	
			Min	Max
Number 1	- 89 lbs	15	50.00	85.00
	90 - 120 lbs	137	50.00	140.00
	+ 120 lbs	12	60.00	120.00
	Beef Cross	6	185.00	260.00
Number 2	- 100 lbs	154	40.00	117.50
	+ 100 lbs	199	40.00	115.00
Number 3	- 100 lbs	255	15.00	70.00
	+ 100 lbs	108	15.00	90.00

* Does not include all head sold

Source : USDA