

Veal Supply at a Glance - Canada

For week ending June 22, 2019

Quebec Live Auction											
	2019				2018				Volume (YTD)		
	Number (head)	Price (\$ / 100 lbs)			Number (head)	Price (\$ / 100 lbs)			head		
Dairy Calves		Average	Min	Max		Average	Min	Max	2019	2018	% chg
Holstein Male											
Good 90 -120 lbs	684	187.00	160.00	205.00	729	152.00	130.00	175.00	15 087	17 952	-16.0 %
Good 121 - 140 lbs	227	184.00	155.00	205.00	199	149.00	135.00	170.00	5 142	4 694	9.5 %
Average 90 - 140 lbs	524	154.00	110.00	190.00	619	125.00	80.00	155.00	11 430	15 064	-24.1 %
Misc. - All weights	406	63.00	20.00	125.00	467	54.00	20.00	105.00	7 082	9 463	-25.2 %
Holstein Female											
Good 90 -120 lbs	65	139.00	95.00	200.00	67	129.00	80.00	170.00	1 357	1 207	12.4 %
Other milk breeds (all weights)	42	69.00	9.00	130.00	36	109.00	65.00	150.00	632	1 053	-40.0 %
Crossbreeds dairy-butcher (all weights)	443	265.00	70.00	430.00	332	218.00	85.00	285.00	8 827	7 492	-15.1 %
A2 Grain fed veal calves (hide off)	1 382	215.00	n/a	n/a	1 232	225.00	n/a	n/a	36 579	33 257	10.0 %
596 lbs live / 325-353 lbs hide off											

Ontario Live Auction											
	2019				2018				Volume (YTD)		
	Number (head)	Price (\$ / 100 lbs)			Number (head)	Price (\$ / 100 lbs)			head		
		Average	Min	Max		Average	Min	Max	2019	2018	% chg
+ 600 lbs	760	93.04	80.29	105.38	784	108.78	94.30	121.59	18 700	16 712	11.9 %
451 - 600 lbs	40	82.25	66.60	99.98	37	96.91	88.21	105.46	1 237	1 113	11.1 %
301 - 450 lbs	43	114.27	71.90	160.47	18	141.92	104.97	178.05	1 066	773	37.9 %
126 - 300 lbs	114	139.96	88.06	283.95	102	123.09	86.07	231.26	3 211	2 609	23.1 %
- 125 lbs	813	156.95	102.62	240.83	850	135.29	93.35	250.08	18 266	21 046	-13.2 %

Source: Beef Farmers of Ontario

Federally Inspected Slaughter									
	Weekly			Year to date			Carcass Weight lbs (Jan-Apr.)		
	2019	2018	% chg	2019	2018	% chg	2019	2018	% chg
Quebec	3 404	3 747	-9.2 %	83 388	88 236	-5.5 %	361	328	10.1 %
Rest of Canada	164	228	-28.1 %	3 958	4 733	-16.4 %	359	369	-2.7 %
Canada	3 568	3 975	-10.2 %	87 346	92 969	-6.0 %	361	330	9.4 %

Source: Canadian Beef Grading Agency

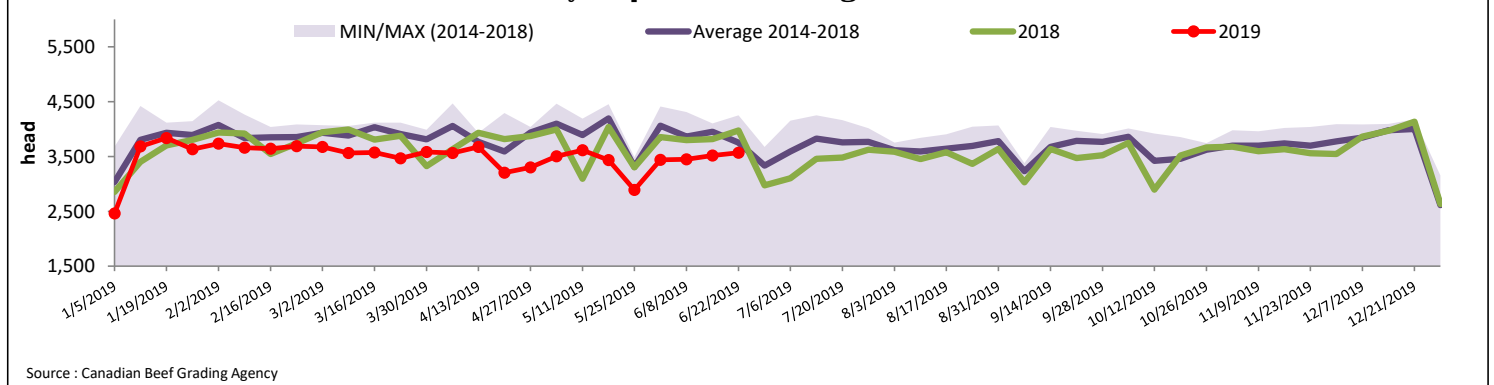
Source: Canadian Food Inspection Agency (CFIA)

Domestic Exports					Imports				
Total veal (tonnes)	Jan. 1 - April 30, 2019				Total veal (tonnes)	Jan. 1 - June 22, 2019			
	2019	2018	% chg			2019	2018	% chg	
United States	940	1 503	-37.5 %		United States	841	589	42.7 %	
United Arab Emirates	102	71	43.5 %		Netherlands	155	190	-18.5 %	
Saudi Arabia	5	0	-		Australia	89	218	-59.2 %	
Others	4	7	-47.5 %		New Zealand	49	86	-43.0 %	
Total	1 051	1 582	-33.5 %		Total	1 135	1 098	3.4 %	
					EU-28 (Veal total)	155	190	-18.3 %	

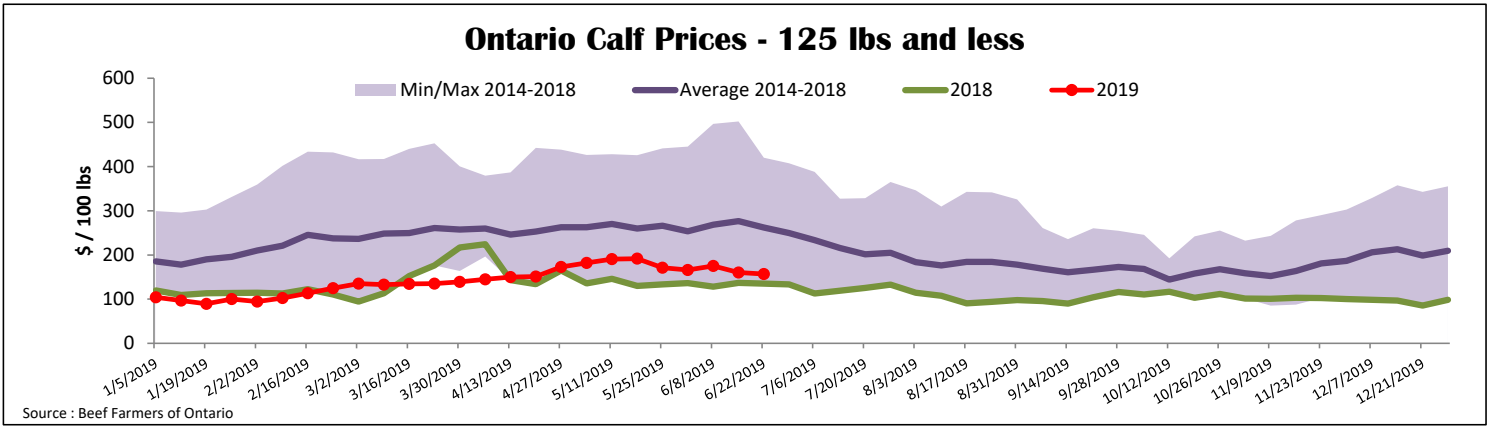
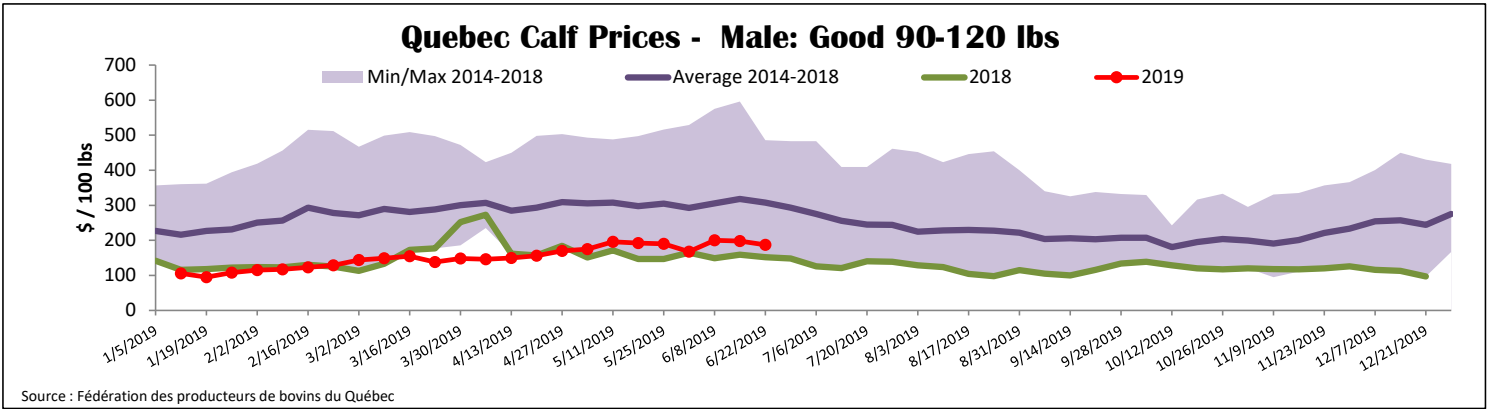
Source: Statistics Canada

Source: CFIA

Federally Inspected Calf Slaughter - Canada



Source: Canadian Beef Grading Agency



United States

Week ending June 15, 2019

Federally Inspected Slaughter				Northeast and North Central U.S. Wholesale Price						
Weekly			Year to date			May 2019 Wholesale Price				
Milk-fed or nature *	2019	2018	% chg	2019	2018	% chg	\$/100 lbs	Simple avg	Min	Max
North East	2 226	1 874	18.8 %	52 033	49 628	4.8 %	307 Rack, Ribeye	1 825.00	1 825.00	1 825.00
North Central	1 346	1 813	-25.8 %	34 232	40 063	-14.6 %	332 Loin, Trimmed 4x4	592.50	510.00	675.00
Total	3 572	3 687	-3.1 %	86 265	89 691	-3.8 %	1336 Leg slice, Retail	862.50	750.00	975.00
Other calves	7 097	6 885	3.1 %	170 269	153 894	10.6 %	1312 Osso Buco, Fore Shank	785.00	675.00	895.00
Total	10 669	10 572	0.9 %	256 534	243 585	5.3 %	Shoulder Clod, Chuck	675.00	525.00	825.00
Production*										
Calves (million lbs)	1.4	1.4	0.0 %	33.1	33.2	-0.3 %				
Live weight (lbs)	227	236	-3.8 %							
Dressed weight (lbs)	132	138	-4.3 %							

Source : USDA

Northeast and North Central

(Veal Carcass, Hot Basis – Paid to Producer (Hide off, 255-315 lbs))

* Special fed : milk fed, nature

\$US / 100 lbs	Weighted Average Price	Min	Max
Non-Packer Owned	308.80	300.00	312.00
Packer Owned	301.54	298.00	310.00

Source : USDA

Pennsylvania Vintage Calf Auction

Graded Holstein Bull Calves June 14, 2019

	Weight	Head	\$ / 100 lbs	
			Min	Max
Number 1	- 89 lbs	34	60.00	90.00
	90 - 120 lbs	200	55.00	140.00
	+ 120 lbs	13	65.00	110.00
Beef Cross		9	125.00	265.00
Number 2	- 100 lbs	105	40.00	125.00
	+ 100 lbs	137	40.00	120.00
Number 3	- 100 lbs	238	15.00	60.00
	+ 100 lbs	62	15.00	87.00

* Does not include all head sold

Source : USDA