

### Veal Supply at a Glance - Canada

For week ending June 29, 2019

Quebec Live Auction											
	2019				2018				Volume (YTD)		
	Number (head)	Price (\$ / 100 lbs)			Number (head)	Price (\$ / 100 lbs)			head		
Dairy Calves		Average	Min	Max		Average	Min	Max	2019	2018	% chg
Holstein Male											
Good 90 -120 lbs	531	142.00	115.00	180.00	672	148.00	120.00	170.00	15 618	18 624	-16.1 %
Good 121 - 140 lbs	142	140.00	120.00	170.00	180	151.00	130.00	175.00	5 284	4 874	8.4 %
Average 90 - 140 lbs	490	112.00	80.00	160.00	665	115.00	75.00	145.00	11 920	15 729	-24.2 %
Misc. - All weights	433	46.00	20.00	107.00	382	56.00	20.00	100.00	7 515	9 845	-23.7 %
Holstein Female											
Good 90 -120 lbs	52	78.00	30.00	170.00	69	132.00	100.00	160.00	1 409	1 276	10.4 %
Other milk breeds (all weights)	35	69.00	20.00	120.00	57	86.00	30.00	150.00	667	1 110	-39.9 %
Crossbreeds dairy-butcher (all weights)	434	213.00	110.00	350.00	301	204.00	120.00	280.00	9 261	7 793	-15.9 %
A2 Grain fed veal calves (hide off)	1 557	215.00	n/a	n/a	1 468	225.00	n/a	n/a	38 136	34 725	9.8 %
596 lbs live / 325-353 lbs hide off											

Ontario Live Auction											
	2019				2018				Volume (YTD)		
	Number (head)	Price (\$ / 100 lbs)			Number (head)	Price (\$ / 100 lbs)			head		
		Average	Min	Max		Average	Min	Max	2019	2018	% chg
+ 600 lbs	810	88.21	78.39	99.45	769	107.62	95.30	120.55	19 510	17 481	11.6 %
451 - 600 lbs	71	79.47	65.84	91.05	33	106.97	94.27	120.89	1 308	1 146	14.1 %
301 - 450 lbs	33	95.33	70.56	124.01	19	157.72	118.76	197.92	1 099	792	38.8 %
126 - 300 lbs	156	137.04	83.29	233.30	100	132.71	100.97	189.62	3 367	2 709	24.3 %
- 125 lbs	1 055	141.76	82.41	272.15	832	133.15	77.31	245.34	19 321	21 878	-11.7 %

Source: Beef Farmers of Ontario

Federally Inspected Slaughter									
	Weekly			Year to date			Carcass Weight lbs (Jan-May.)		
	2019	2018	% chg	2019	2018	% chg	2019	2018	% chg
Quebec	2 626	2 813	-6.6 %	86 014	91 049	-5.5 %	356	326	9.2 %
Rest of Canada	144	158	-8.9 %	4 102	4 891	-16.1 %	364	370	-1.8 %
<b>Canada</b>	<b>2 770</b>	<b>2 971</b>	<b>-6.8 %</b>	<b>90 116</b>	<b>95 940</b>	<b>-6.1 %</b>	<b>356</b>	<b>328</b>	<b>8.5 %</b>

Source: Canadian Beef Grading Agency

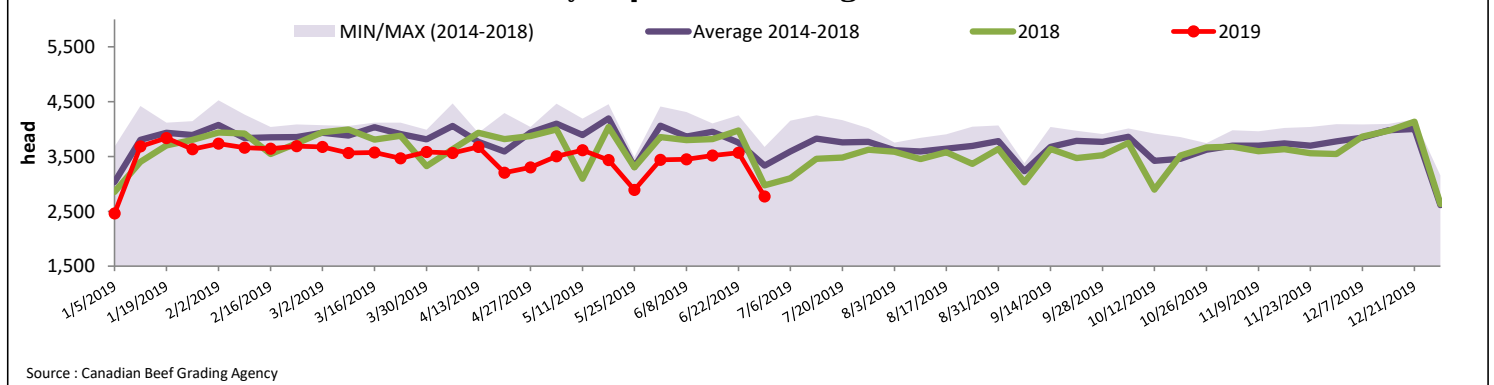
Source: Canadian Food Inspection Agency (CFIA)

Domestic Exports					Imports				
Total veal (tonnes)	Jan. 1 - May 31, 2019				Total veal (tonnes)	Jan. 1 - June 29, 2019			
	2019	2018	% chg			2019	2018	% chg	
United States	1 149	1 899	-39.5 %		United States	848	603	40.7 %	
United Arab Emirates	115	86	33.2 %		Netherlands	162	194	-16.3 %	
Saint Pierre and Miquelon	5	7	-22.4 %		Australia	89	218	-59.2 %	
Others	5	2	135.7 %		New Zealand	49	86	-43.0 %	
<b>Total</b>	<b>1 274</b>	<b>1 994</b>	<b>-36.1 %</b>		Others	0	13	-	
					<b>Total</b>	<b>1 149</b>	<b>1 114</b>	<b>3.1 %</b>	
					<b>EU-28 (Veal total)</b>	162	194	-16.0 %	

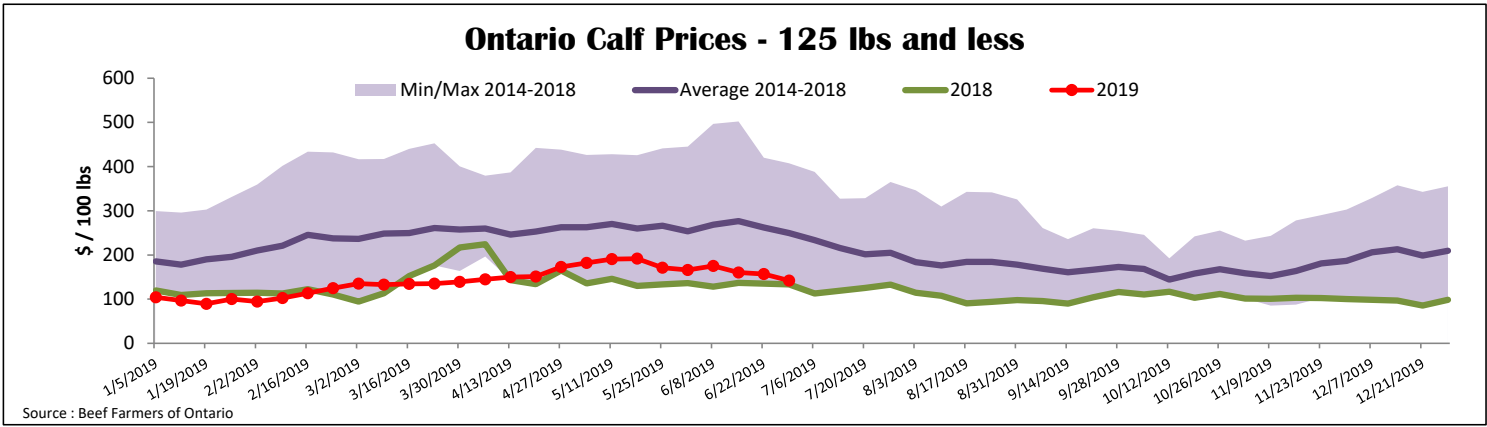
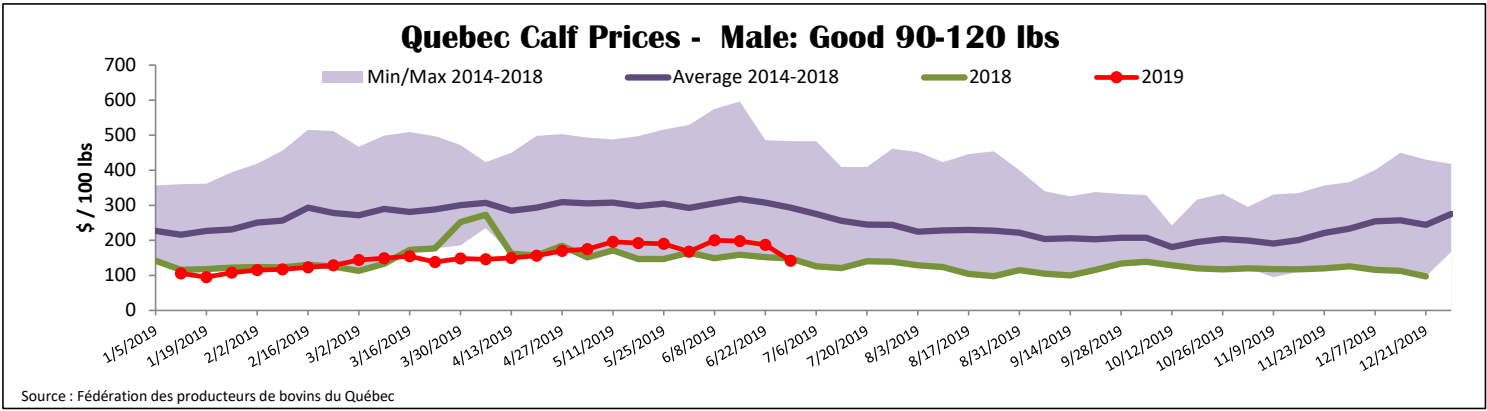
Source: Statistics Canada

Source: CFIA

### Federally Inspected Calf Slaughter - Canada



Source: Canadian Beef Grading Agency



## United States

Week ending June 22, 2019

Federally Inspected Slaughter				Northeast and North Central U.S. Wholesale Price							
	Weekly			Year to date			May 2019 Wholesale Price				
	2019	2018	% chg	2019	2018	% chg	\$/100 lbs	Simple avg	Min	Max	
Milk-fed or nature *											
North East	2 430	1 854	31.1 %	54 463	51 482	5.8 %	307 Rack, Ribeye	1 825.00	1 825.00	1 825.00	
North Central	1 050	1 363	-23.0 %	35 282	41 426	-14.8 %	332 Loin, Trimmed 4x4	592.50	510.00	675.00	
<b>Total</b>	<b>3 480</b>	<b>3 217</b>	<b>8.2 %</b>	<b>89 745</b>	<b>92 908</b>	<b>-3.4 %</b>	1336 Leg slice, Retail	862.50	750.00	975.00	
Other calves	7 349	6 512	12.9 %	177 618	160 406	10.7 %	1312 Osso Buco, Fore Shank	785.00	675.00	895.00	
<b>Total</b>	<b>10 829</b>	<b>9 729</b>	<b>11.3 %</b>	<b>267 363</b>	<b>253 314</b>	<b>5.5 %</b>	Shoulder Clod, Chuck	675.00	525.00	825.00	
Production*											
Calves (million lbs)	1.3	1.2	8.3 %	34.4	34.4	0.0 %					
Live weight (lbs)	210	213	-1.4 %								
Dressed weight (lbs)	121	123	-1.6 %								

Source : USDA

#### Northeast and North Central

(Veal Carcass, Hot Basis – Paid to Producer (Hide off, 255-315 lbs))

\* Special fed : milk fed, nature

\$US / 100 lbs	Weighted Average Price	Min	Max
Non-Packer Owned	309.78	305.00	312.00
Packer Owned	301.86	298.00	310.00

Source : USDA

#### Pennsylvania Vintage Calf Auction

Graded Holstein Bull Calves June 21, 2019

	Weight	Head	\$/ 100 lbs	
			Min	Max
Number 1	- 89 lbs	22	50.00	115.00
	90 - 120 lbs	162	60.00	150.00
	+ 120 lbs	6	80.00	125.00
	Beef Cross	14	170.00	285.00
Number 2	- 100 lbs	129	40.00	133.00
	+ 100 lbs	128	55.00	134.00
Number 3	- 100 lbs	247	15.00	94.00
	+ 100 lbs	79	20.00	70.00

\* Does not include all head sold

Source : USDA