

Veal Supply at a Glance - Canada

For week ending October 12, 2019

Quebec Live Auction											
	2019				2018				Volume (YTD)		
	Number (head)	Price (\$ / 100 lbs)			Number (head)	Price (\$ / 100 lbs)			head		
Dairy Calves		Average	Min	Max		Average	Min	Max	2019	2018	% chg
Holstein Male											
Good 90 -120 lbs	660	96.00	80.00	120.00	698	129.00	110.00	155.00	25 936	30 038	-13.7 %
Good 121 - 140 lbs	165	99.00	80.00	122.00	208	131.00	110.00	150.00	7 935	7 497	5.8 %
Average 90 - 140 lbs	483	69.00	50.00	100.00	493	101.00	60.00	135.00	19 188	23 770	-19.3 %
Misc. - All weights	272	34.00	20.00	60.00	424	38.00	20.00	80.00	12 292	16 682	-26.3 %
Holstein Female											
Good 90 -120 lbs	83	58.00	30.00	105.00	55	102.00	80.00	135.00	2 412	2 166	11.4 %
Other milk breeds (all weights)	34	53.00	20.00	130.00	31	64.00	10.00	142.00	1 183	1 689	-30.0 %
Crossbreeds dairy-butcher (all weights)	198	266.00	100.00	370.00	327	184.00	115.00	260.00	16 414	12 970	-21.0 %
A2 Grain fed veal calves (hide off)	1 237	228.10	n/a	n/a	1 442	236.80	n/a	n/a	56 443	54 032	4.5 %
596 lbs live / 325-353 lbs hide off											

Ontario Live Auction											
	2019				2018				Volume (YTD)		
	Number (head)	Price (\$ / 100 lbs)			Number (head)	Price (\$ / 100 lbs)			head		
		Average	Min	Max		Average	Min	Max	2019	2018	% chg
+ 600 lbs	673	119.82	96.94	137.67	608	117.62	99.17	135.56	29 885	27 717	7.8 %
451 - 600 lbs	68	89.76	61.09	109.82	40	97.62	82.05	117.35	2 133	1 759	21.3 %
301 - 450 lbs	49	147.82	102.42	185.62	51	148.56	106.84	179.98	1 690	1 176	43.7 %
126 - 300 lbs	123	98.39	57.68	221.50	86	117.69	81.35	201.82	5 212	4 533	15.0 %
- 125 lbs	832	98.65	44.35	254.82	812	117.05	74.61	241.35	33 445	34 980	-4.4 %

Source: Beef Farmers of Ontario

Federally Inspected Slaughter									
	Weekly			Year to date			Carcass Weight lbs (Jan-Aug.)		
	2019	2018	% chg	2019	2018	% chg	2019	2018	% chg
Quebec	3 026	2 768	9.3 %	129 940	140 382	-7.4 %	348	328	6.0 %
Rest of Canada	16	129	-	6 136	7 143	-14.1 %	373	376	-0.6 %
Canada	3 042	2 897	5.0 %	136 076	147 525	-7.8 %	349	331	5.7 %

Source: Canadian Beef Grading Agency

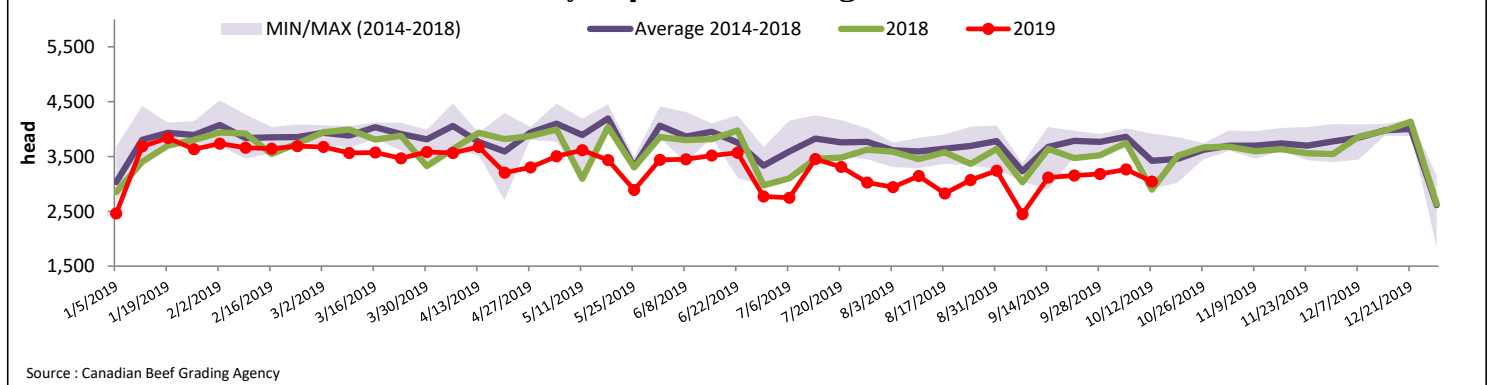
Source: Canadian Food Inspection Agency (CFIA)

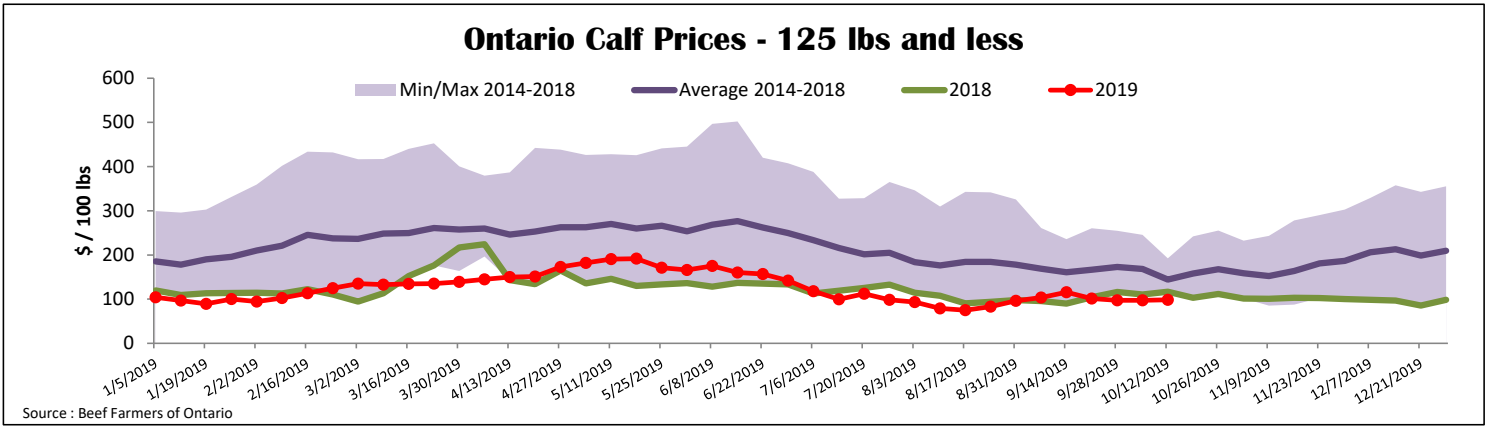
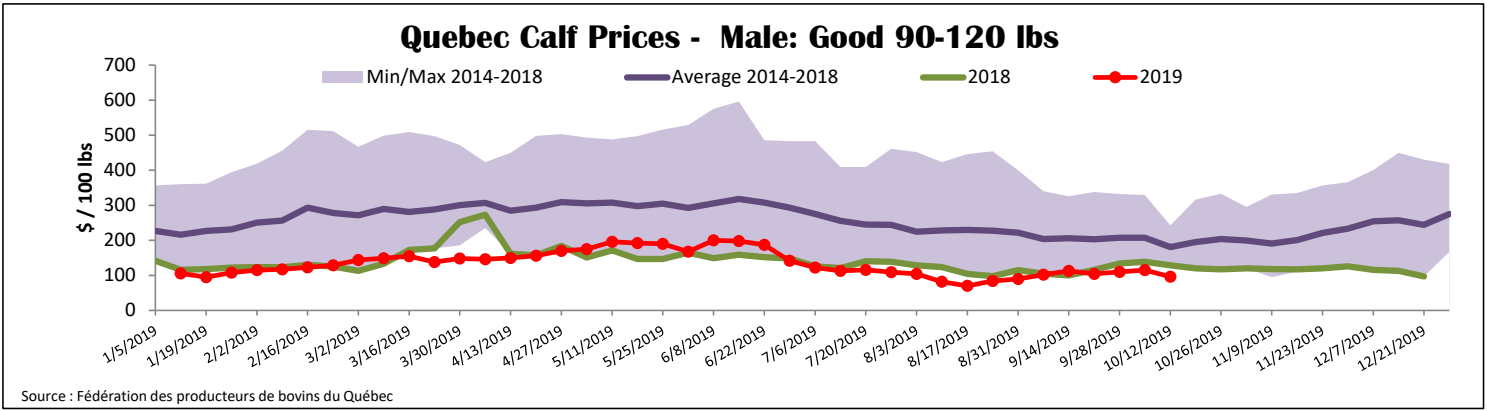
Domestic Exports					Imports				
	Jan. 1 - Aug. 31, 2019					Jan. 1 - Oct. 12, 2019			
	2019	2018	% chg			2019	2018	% chg	
Total veal (tonnes)					Total veal (tonnes)				
United States	1 816	2 853	-36.3 %		United States	1 137	899	26.4 %	
United Arab Emirates	141	117	20.1 %		New Zealand	294	932	-68.5 %	
Saint Pierre and Miquelon	7	10	-28.5 %		Netherlands	250	279	-10.2 %	
Others	7	13	-48.0 %		Australia	181	284	-36.3 %	
Total	1 972	2 993	-34.1 %		Others	23	13	77.5 %	
					Total	1 885	2 408	-21.7 %	
					EU-28 (Veal total)	251	279	-10.0 %	

Source: Statistics Canada

Source: CFIA

Federally Inspected Calf Slaughter - Canada





United States

Week ending October 5, 2019

	Federally Inspected Slaughter			Year to date			Northeast and North Central U.S. Wholesale Price			
	2019	2018	% chg	2019	2018	% chg	September 2019 Wholesale Price			
Milk-fed or nature *										
North East & North Central	3 915	4 190	-6.6 %	144 012	146 687	-1.8 %	\$/100 lbs	Simple avg	Min	Max
Other calves	8 064	7 379	9.3 %	297 001	275 641	7.7 %	307 Rack, Ribeye	1 825.00	1 825.00	1 825.00
Total	11 979	11 569	3.5 %	441 013	422 328	4.4 %	332 Loin, Trimmed 4x4	600.00	525.00	675.00
Production*							1336 Leg slice, Retail	862.50	750.00	975.00
Calves (million lbs)	1.5	1.5	0.0 %	54.9	55.3	-0.7 %	1312 Osso Buco, Fores Shank	785.00	675.00	895.00
Live weight (lbs)	213	230	-7.4 %				Shoulder Clod, Chuck	675.00	525.00	825.00
Dressed weight (lbs)	123	134	-8.2 %							

Source : USDA

Northeast and North Central

(Veal Carcass, Hot Basis – Paid to Producer (Hide off, 255-315 lbs))

* Special fed : milk fed, nature

\$US / 100 lbs	Weighted Average Price			Min	Max
	2019	2018	% chg		
Non-Packer & Packers Owned	311.01	307.00	317.00		

Source : USDA

Pennsylvania Vintage Calf Auction

Graded Holstein Bull Calves September 30, 2019

	Weight	Head	\$/ 100 lbs	
			Min	Max
Number 1	- 89 lbs	7	30.00	65.00
	90 - 120 lbs	138	30.00	95.00
	+ 120 lbs	5	60.00	75.00
Beef Cross		25	130.00	200.00
Number 2	- 100 lbs	120	15.00	80.00
	+ 100 lbs	115	40.00	170.00
Number 3	- 100 lbs	264	10.00	50.00
	+ 100 lbs	91	20.00	55.00

* Does not include all head sold

Source : USDA