

Veal Supply at a Glance - Canada

For week ending December 21, 2019

Quebec Live Auction											
	2019				2018				Volume (YTD)		
	Number (head)	Price (\$ / 100 lbs)			Number (head)	Price (\$ / 100 lbs)			head		
Dairy Calves		Average	Min	Max		Average	Min	Max	2019	2018	% chg
Holstein Male											
Good 90 -120 lbs	630	129.00	110.00	145.00	534	97.00	75.00	125.00	32 247	37 458	-13.9 %
Good 121 - 140 lbs	236	129.00	110.00	145.00	193	105.00	80.00	132.00	9 736	9 486	2.6 %
Average 90 - 140 lbs	516	105.00	75.00	135.00	773	61.00	30.00	90.00	23 799	29 395	-19.0 %
Misc. - All weights	256	43.00	20.00	80.00	328	29.00	20.00	50.00	14 869	20 254	-26.6 %
Holstein Female											
Good 90 -120 lbs	87	105.00	70.00	140.00	37	55.00	20.00	185.00	3 115	2 773	12.3 %
Other milk breeds (all weights)	21	74.00	20.00	110.00	18	37.00	20.00	60.00	1 453	2 096	-30.7 %
Crossbreeds dairy-butcher (all weights)	235	256.00	140.00	350.00	433	147.00	80.00	200.00	18 567	16 994	-8.5 %
A2 Grain fed veal calves (hide off)	912	250.80	n/a	n/a	1 386	245.00	n/a	n/a	71 245	68 444	4.1 %
596 lbs live / 325-353 lbs hide off											

Ontario Live Auction											
	2019				2018				Volume (YTD)		
	Number (head)	Price (\$ / 100 lbs)			Number (head)	Price (\$ / 100 lbs)			head		
		Average	Min	Max		Average	Min	Max	2019	2018	% chg
+ 600 lbs	538	122.21	103.65	141.03	628	103.78	84.92	117.77	35 983	34 715	3.7 %
451 - 600 lbs	40	108.57	86.47	124.95	50	92.80	77.72	109.64	2 797	2 332	19.9 %
301 - 450 lbs	69	112.68	79.80	149.59	29	130.58	100.99	169.58	2 446	1 698	44.1 %
126 - 300 lbs	121	105.23	68.29	179.98	117	95.00	65.00	157.07	6 501	5 688	14.3 %
- 125 lbs	848	110.23	53.81	232.27	810	85.53	39.02	187.50	41 703	43 301	-3.7 %

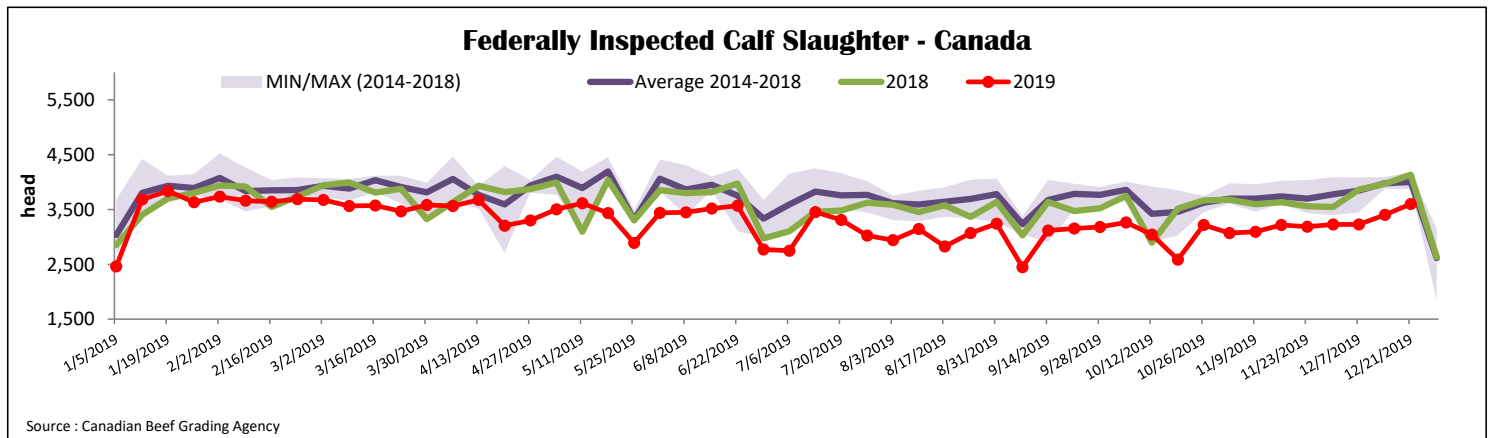
Source: Beef Farmers of Ontario

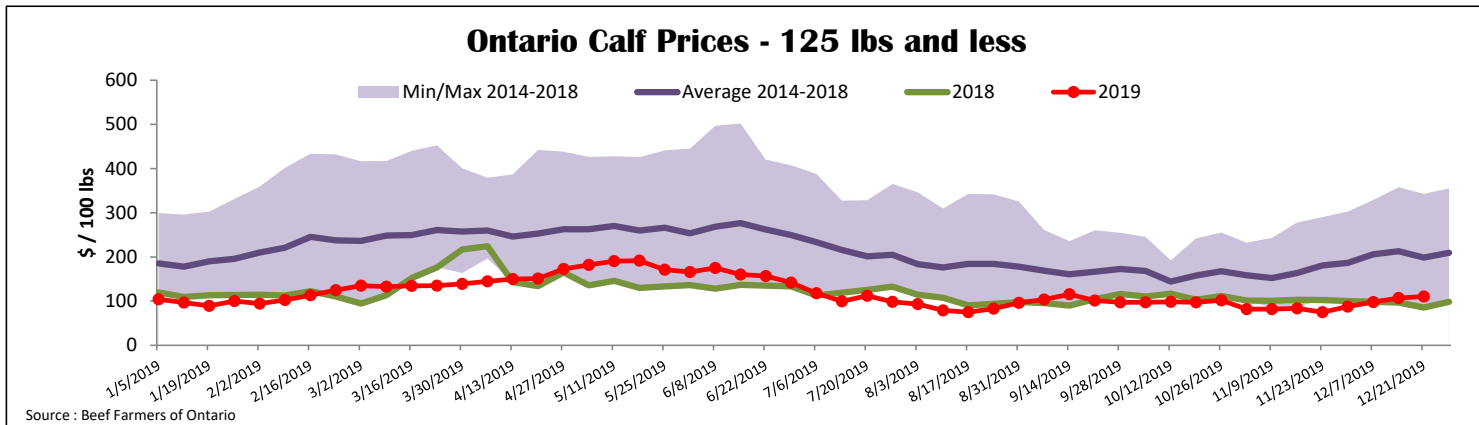
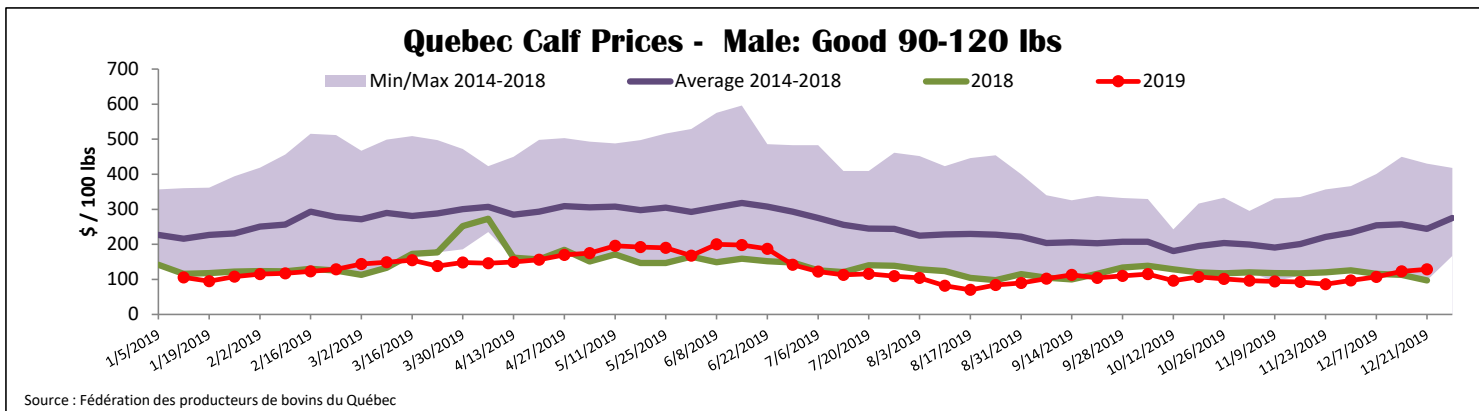
Federally Inspected Slaughter									
	Weekly			Year to date			Carcass Weight lbs (Jan-Oct.)		
	2019	2018	% chg	2019	2018	% chg	2019	2018	% chg
Quebec	3 601	3 971	-9.3 %	161 697	175 967	-8.1 %	345	328	5.3 %
Rest of Canada	0	163	-	6 200	8 715	-28.9 %	374	375	-0.4 %
Canada	3 601	4 134	-12.9 %	167 897	184 682	-9.1 %	347	330	5.4 %

Source: Canadian Beef Grading Agency / Source: Canadian Food Inspection Agency (CFIA)

Domestic Exports					Imports				
	Jan. 1 - Oct. 31, 2019					Jan. 1 - Dec. 21, 2019			
	2019	2018	% chg			2019	2018	% chg	
Total veal (tonnes)					Total veal (tonnes)				
United States	2 070	3 422	-39.5 %		United States	1 327	1 480	-10.3 %	
United Arab Emirates	171	142	21.0 %		New Zealand	893	1 832	-51.2 %	
Saint Pierre and Miquelon	10	13	-20.5 %		Netherlands	366	358	2.3 %	
Others	7	13	-48.0 %		Australia	232	289	-19.6 %	
Total	2 258	3 590	-37.1 %		Others	140	13	940.3 %	
					Total	2 958	3 972	-25.5 %	
					EU-28 (Veal total)	465	358	29.8 %	

Source: Statistics Canada / Source: CFIA





United States											
Week ending December 14, 2019											
Federally Inspected Slaughter					Northeast and North Central U.S. Wholesale Price						
Weekly					November 2019 Wholesale Price						
			Year to date								
	2019	2018	% chg	2019	2018	% chg	\$/100 lbs	Simple avg	Min	Max	
Milk-fed or nature *											
North East & North Central	4 486	3 776	18.8 %	184 747	184 436	0.2 %	307 Rack, Ribeye	1 825.00	1 825.00	1 825.00	
Other calves	7 164	9 194	-22.1 %	370 614	361 776	2.4 %	332 Loin, Trimmed 4x4	602.50	510.00	695.00	
Total	11 650	12 970	-10.2 %	555 361	546 212	1.7 %	1336 Leg slice, Retail	862.50	750.00	975.00	
Production*							1312 Osso Buco, Foreshank	785.00	675.00	895.00	
Calves (million lbs)	1.5	1.5	0.0 %	69.5	70.5	-1.4 %	Shoulder Clod, Chuck	562.50	500.00	625.00	
Live weight (lbs)	229	206	11.2 %								
Dressed weight (lbs)	133	118	12.7 %								
Northeast and North Central					Pennsylvania Vintage Calf Auction						
(Veal Carcass, Hot Basis – Paid to Producer (Hide off, 255-315 lbs))					Graded Holstein Bull Calves						
* Special fed : milk fed, nature					December 12, 2019						
\$US / 100 lbs			Weighted Average Price		Min	Max					
			304.62	295.00	312.00						
Non-Packer & Packers Owned											
							\$/ 100 lbs	Min	Max		
							Number 1	- 89 lbs	9	35.00	50.00
							90 - 120 lbs	123	40.00	97.50	
							+ 120 lbs	9	60.00	82.50	
							Beef Cross	27	70.00	180.00	
							Number 2	- 100 lbs	122	20.00	102.00
							+ 100 lbs	153	30.00	97.00	
							Number 3	- 100 lbs	252	10.00	40.00
							+ 100 lbs	100	15.00	80.00	
* Does not include all head sold											

Source : USDA