

Veal Supply at a Glance - Canada

For week ending December 28, 2019

Quebec Live Auction											
	2019				2018				Volume (YTD)		
	Number (head)	Price (\$ / 100 lbs)			Number (head)	Price (\$ / 100 lbs)			head		
Dairy Calves		Average	Min	Max		Average	Min	Max	2019	2018	% chg
Holstein Male											
Good 90 -120 lbs	362	119.00	100.00	135.00	n/a	n/a	n/a	n/a	32 609	37 458	-12.9 %
Good 121 - 140 lbs	97	120.00	100.00	145.00	n/a	n/a	n/a	n/a	9 833	9 486	3.7 %
Average 90 - 140 lbs	331	96.00	65.00	125.00	n/a	n/a	n/a	n/a	24 130	29 395	-17.9 %
Misc. - All weights	118	39.00	30.00	60.00	n/a	n/a	n/a	n/a	14 987	20 254	-26.0 %
Holstein Female											
Good 90 -120 lbs	51	90.00	50.00	155.00	n/a	n/a	n/a	n/a	3 166	2 773	14.2 %
Other milk breeds (all weights)	0	0.00	0.00	0.00	n/a	n/a	n/a	n/a	1 453	2 096	-30.7 %
Crossbreeds dairy-butcher (all weights)	116	198.00	120.00	265.00	n/a	n/a	n/a	n/a	18 683	16 994	-9.0 %
A2 Grain fed veal calves (hide off)	1 541	*250.8	n/a	n/a	1 470	240.00	n/a	n/a	72 794	69 914	4.1 %
596 lbs live / 325-353 lbs hide off											

*This data remains unchanged from the Dec 21 Veal Supply at a Glance

	2019				2018				Volume (YTD)		
	Number (head)	Price (\$ / 100 lbs)			Number (head)	Price (\$ / 100 lbs)			head		
		Average	Min	Max		Average	Min	Max	2019	2018	% chg
+ 600 lbs	81	122.85	97.51	138.57	55	106.82	97.95	119.89	36 064	34 770	3.7 %
451 - 600 lbs	20	105.90	81.18	132.00	7	80.57	41.42	102.86	2 817	2 339	20.4 %
301 - 450 lbs	6	98.56	81.00	110.33	0	0.00	0.00	0.00	2 452	1 698	44.4 %
126 - 300 lbs	36	92.14	58.06	126.11	58	119.54	80.14	283.21	6 537	5 746	13.8 %
- 125 lbs	574	97.38	59.95	119.15	536	98.77	48.66	218.57	42 277	43 837	-3.6 %

Source: Beef Farmers of Ontario

	Weekly			Year to date			Carcass Weight lbs (Jan-Oct.)		
	2019	2018	% chg	2019	2018	% chg	2019	2018	% chg
Quebec	2 264	2 500	-9.4 %	163 961	178 467	-8.1 %	345	328	5.3 %
Rest of Canada	0	132	-	6 200	8 847	-29.9 %	374	375	-0.4 %
Canada	2 264	2 632	-14.0 %	170 161	187 314	-9.2 %	347	330	5.4 %

Source: Canadian Beef Grading Agency

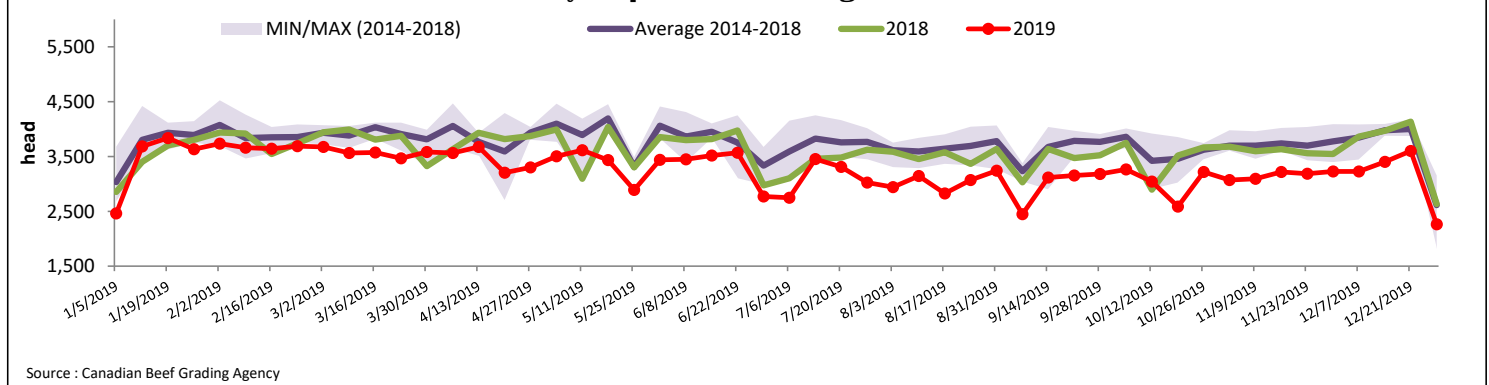
Source: Canadian Food Inspection Agency (CFIA)

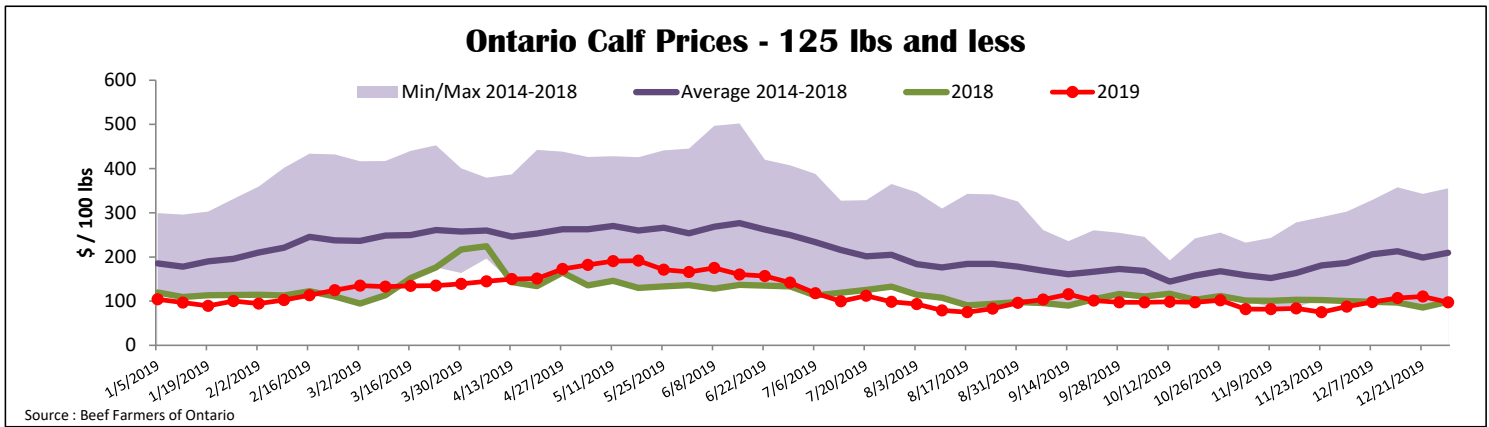
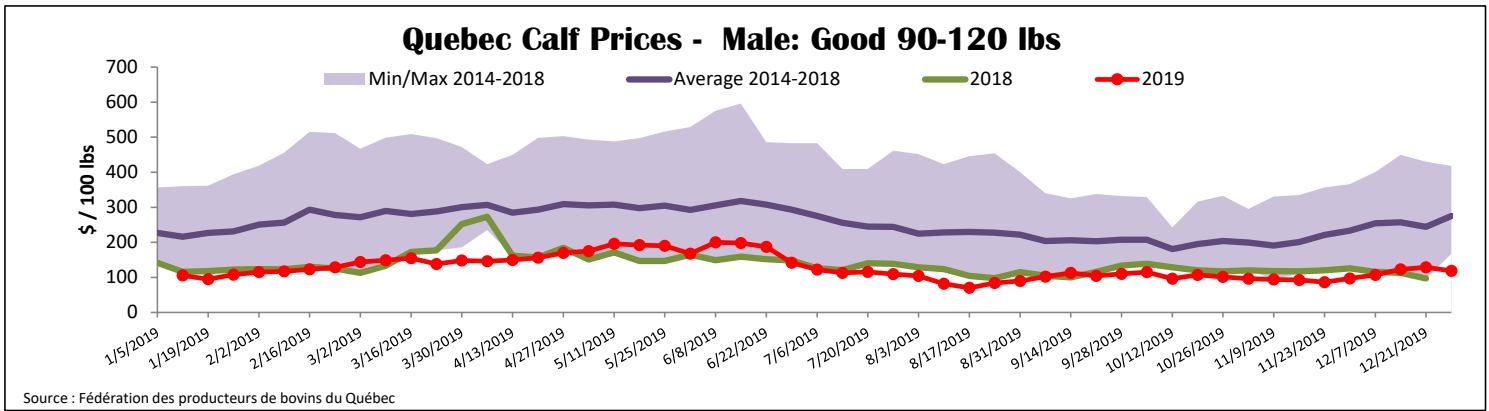
Domestic Exports				Imports					
	Jan. 1 - Oct. 31, 2019	2019		2018		2019	2018	% chg	
		tonnes	% chg	tonnes	% chg				
Total veal		2 070	-39.5 %	3 422		1 331	1 531	-13.1 %	
United States		171	21.0 %	142		893	1 851	-51.7 %	
United Arab Emirates		10	-20.5 %	13		366	358	2.3 %	
Saint Pierre and Miquelon		7	-48.0 %	13		232	289	-19.6 %	
Others						140	13	940.3 %	
Total		2 258	-37.1 %	3 590		2 962	4 042	-26.7 %	
EU-28 (Veal total)							465	358	29.8 %

Source: Statistics Canada

Source: CFIA

Federally Inspected Calf Slaughter - Canada





United States

Week ending December 21, 2019

	Federally Inspected Slaughter			Year to date			Northeast and North Central U.S. Wholesale Price				
	Weekly			Year to date			November 2019 Wholesale Price				
	2019	2018	% chg	2019	2018	% chg	\$/100 lbs	Simple avg	Min	Max	
Milk-fed or nature *											
North East & North Central	4 420	3 605	22.6 %	189 167	188 041	0.6 %	307 Rack, Ribeye	1 825.00	1 825.00	1 825.00	
Other calves	7 103	9 886	-28.2 %	377 717	371 662	1.6 %	332 Loin, Trimmed 4x4	602.50	510.00	695.00	
Total	11 523	13 491	-14.6 %	566 884	559 703	1.3 %	1336 Leg slice, Retail	862.50	750.00	975.00	
Production*							1312 Osso Buco, Fores Shank	785.00	675.00	895.00	
Calves (million lbs)	1.5	1.6	-6.3 %	71.0	72.1	-1.5 %	Shoulder Clod, Chuck	562.50	500.00	625.00	
Live weight (lbs)	229	208	10.1 %								
Dressed weight (lbs)	133	119	11.8 %								

Source : USDA

Northeast and North Central

(Veal Carcass, Hot Basis – Paid to Producer (Hide off, 255-315 lbs))

* Special fed : milk fed, nature

\$/US / 100 lbs	Weighted Average Price	Min	Max
Non-Packer & Packers Owned	304.53	292.00	312.00

Source : USDA

Pennsylvania Vintage Calf Auction

December 19, 2019

	Weight	Head	\$/ 100 lbs	
			Min	Max
Number 1	- 89 lbs	14	15.00	70.00
	90 - 120 lbs	107	30.00	105.00
	+ 120 lbs	8	50.00	105.00
Beef Cross		23	105.00	230.00
Number 2	- 100 lbs	106	20.00	75.00
	+ 100 lbs	139	45.00	80.00
Number 3	- 100 lbs	258	10.00	67.00
	+ 100 lbs	108	20.00	40.00

* Does not include all head sold

Source : USDA