



Veal Supply at a Glance - Canada

For week ending January 4, 2020

Quebec Live Auction											
	2020				2019				Volume (YTD)		
	Number	Price (\$ / 100 lbs)			Number	Price (\$ / 100 lbs)			head		
Dairy Calves	(head)	Average	Min	Max	(head)	Average	Min	Max	2020	2019	% chg
Holstein Male											
Good 90 -120 lbs	394	125.00	115.00	140.00	n/a	n/a	n/a	n/a	394	n/a	-
Good 121 - 140 lbs	156	123.00	110.00	135.00	n/a	n/a	n/a	n/a	156	n/a	-
Average 90 - 140 lbs	333	95.00	60.00	115.00	n/a	n/a	n/a	n/a	333	n/a	-
Misc. - All weights	132	39.00	30.00	70.00	n/a	n/a	n/a	n/a	132	n/a	-
Holstein Female											
Good 90 -120 lbs	39	94.00	40.00	160.00	n/a	n/a	n/a	n/a	39	n/a	-
Other milk breeds (all weights)	4	34.00	20.00	64.00	n/a	n/a	n/a	n/a	4	n/a	-
Crossbreeds dairy-butcher (all weights)	152	218.00	120.00	270.00	n/a	n/a	n/a	n/a	152	n/a	-
A2 Grain fed veal calves (hide off)	1 548	*250.8	n/a	n/a	1 407	230.00	n/a	n/a	1 548	1 407	10.0 %
596 lbs live / 325-353 lbs hide off											

*This data remains unchanged from the Dec 21 Veal Supply at a Glance

	2020				2019				Volume (YTD)		
	Number	Price (\$ / 100 lbs)			Number	Price (\$ / 100 lbs)			head		
	(head)	Average	Min	Max	(head)	Average	Min	Max	2020	2019	% chg
+ 600 lbs	509	132.34	114.79	149.40	442	107.01	94.17	118.27	509	442	15.2 %
451 - 600 lbs	31	115.82	98.37	129.89	45	100.84	81.96	117.42	31	45	-31.1 %
301 - 450 lbs	13	105.82	99.38	116.31	2	147.00	142.00	152.00	13	2	550.0 %
126 - 300 lbs	39	113.51	74.26	185.00	96	107.97	75.00	216.67	39	96	-59.4 %
- 125 lbs	595	113.47	61.23	245.02	548	104.25	63.55	239.06	595	548	8.6 %

Source: Beef Farmers of Ontario

	Weekly			Year to date			Carcass Weight lbs (Jan-Nov.)		
	2020	2019	% chg	2020	2019	% chg	2019	2018	% chg
Quebec	2 316	2 333	-0.7 %	2 316	2 333	-0.7 %	345	328	5.0 %
Rest of Canada	0	128	-	0	128	-100.0 %	374	375	-0.5 %
Canada	2 316	2 461	-5.9 %	2 316	2 461	-5.9 %	346	330	4.6 %

Source: Canadian Beef Grading Agency

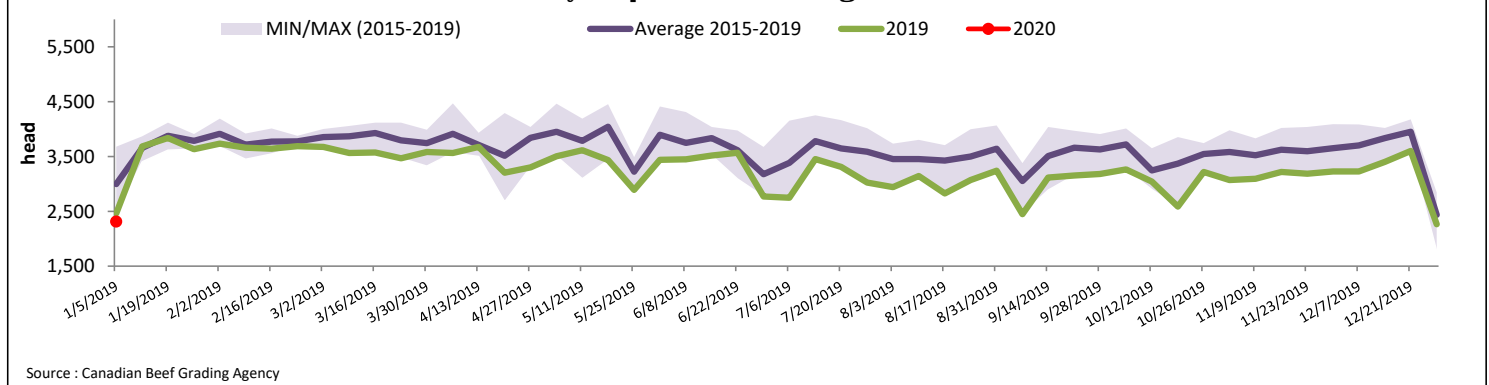
Source: Canadian Food Inspection Agency (CFIA)

Domestic Exports				Imports			
Total veal (tonnes)	Jan. 1 - Nov. 30, 2019			Total veal (tonnes)	Jan. 1 - Jan. 4, 2020		
United States	2 103	3 648	-42.3 %	United States	1	72	-99.0 %
United Arab Emirates	190	167	13.9 %	New Zealand	0	33	-
Saint Pierre and Miquelon	12	14	-16.2 %	Australia	0	17	-
Others	7	13	-45.9 %	Netherlands	0	5	-
Total	2 312	3 842	-39.8 %	Total	1	127	-99.4 %
				EU-28 (Veal total)	0	5	-

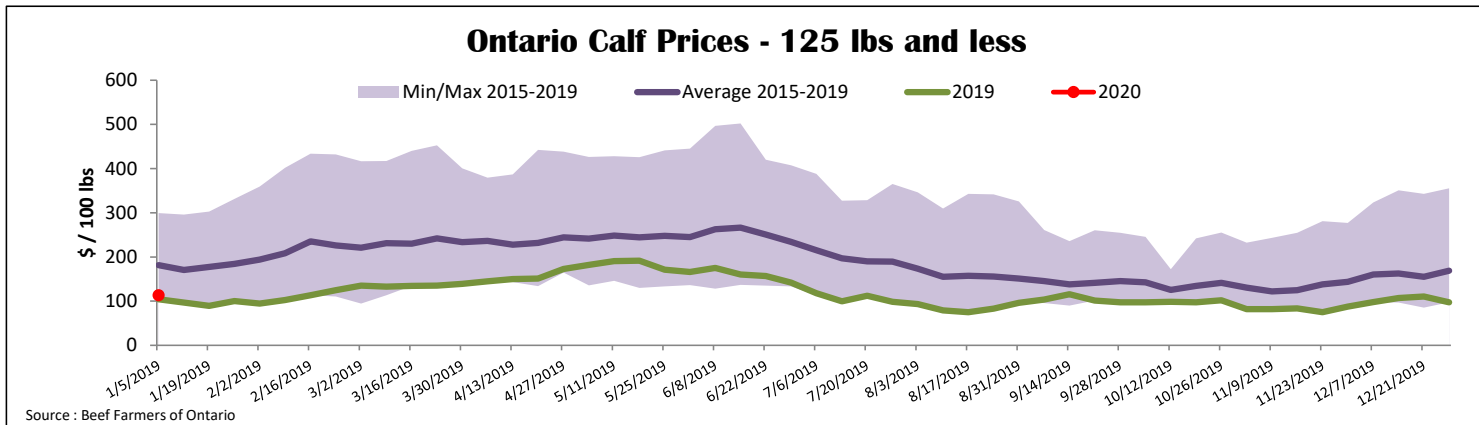
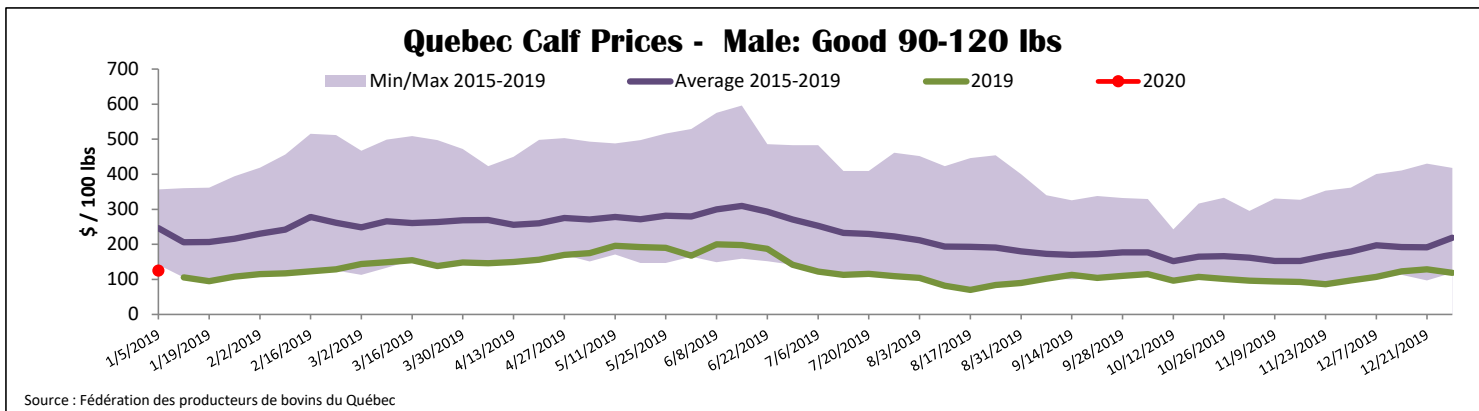
Source: Statistics Canada

Source: CFIA

Federally Inspected Calf Slaughter - Canada



Source: Canadian Beef Grading Agency



United States

Week ending December 28, 2019

Federally Inspected Slaughter				Northeast and North Central U.S. Wholesale Price						
	Weekly			Year to date			December 2019 Wholesale Price			
	2019	2018	% chg	2019	2018	% chg	\$/100 lbs	Simple avg	Min	Max
Milk-fed or nature *										
North East & North Central	3 196	3 161	1.1 %	192 363	191 202	0.6 %	307 Rack, Ribeye	1 825.00	1 825.00	1 825.00
Other calves	5 712	7 002	-18.4 %	377 503	384 590	-1.8 %	332 Loin, Trimmed 4x4	610.00	525.00	695.00
Total	8 908	10 163	-12.3 %	569 866	575 792	-1.0 %	1336 Leg slice, Retail	900.00	825.00	975.00
Production*							1312 Osso Buco, Fores Shank	812.50	675.00	950.00
Calves (million lbs)	1.1	1.3	-15.4 %	72.1	73.4	-1.8 %	Shoulder Clod, Chuck	562.50	500.00	625.00
Live weight (lbs)	222	237	-6.3 %							
Dressed weight (lbs)	128	138	-7.2 %							

Source : USDA

Northeast and North Central				Pennsylvania Vintage Calf Auction				
(Veal Carcass, Hot Basis – Paid to Producer (Hide off, 255-315 lbs))				Graded Holstein Bull Calves				
* Special fed : milk fed, nature				December 19, 2019				
\$US / 100 lbs	Weighted Average Price	Min	Max		Weight	Head	\$/ 100 lbs	
							Min	Max
Non-Packer & Packers Owned	305.52	297.00	312.00	Number 1	- 89 lbs	14	15.00	70.00
					90 - 120 lbs	107	30.00	105.00
					+ 120 lbs	8	50.00	105.00
					Beef Cross	23	105.00	230.00
				Number 2	- 100 lbs	106	20.00	75.00
					+ 100 lbs	139	45.00	80.00
				Number 3	- 100 lbs	258	10.00	67.00
					+ 100 lbs	108	20.00	40.00

* Does not include all head sold

Source : USDA