

Veal Supply at a Glance - Canada

For week ending January 25, 2020

Quebec Live Auction											
	2020				2019				Volume (YTD)		
	Number (head)	Price (\$ / 100 lbs)			Number (head)	Price (\$ / 100 lbs)			head		
Dairy Calves		Average	Min	Max		Average	Min	Max	2020	2019	% chg
Holstein Male											
Good 90 -120 lbs	677	122.00	110.00	141.00	559	108.00	90.00	125.00	2 540	1 995	27.3 %
Good 121 - 140 lbs	226	122.00	100.00	135.00	215	102.00	75.00	125.00	1 043	835	24.9 %
Average 90 - 140 lbs	515	99.00	60.00	120.00	399	72.00	40.00	100.00	2 071	1 751	18.3 %
Misc. - All weights	278	44.00	20.00	85.00	298	32.00	20.00	60.00	918	1 103	-16.8 %
Holstein Female											
Good 90 -120 lbs	71	107.00	40.00	160.00	30	63.00	30.00	160.00	284	121	134.7 %
Other milk breeds (all weights)	27	70.00	30.00	110.00	20	46.00	20.00	115.00	92	91	1.1 %
Crossbreeds dairy-butcher (all weights)	191	233.00	125.00	345.00	329	181.00	100.00	320.00	883	1 291	-31.6 %
A2 Grain fed veal calves (hide off)	1 369	250.00	n/a	n/a	1 368	215.00	n/a	n/a	5 845	5 744	1.8 %
596 lbs live / 325-353 lbs hide off											

Ontario Live Auction											
	2020				2019				Volume (YTD)		
	Number (head)	Price (\$ / 100 lbs)			Number (head)	Price (\$ / 100 lbs)			head		
		Average	Min	Max		Average	Min	Max	2020	2019	% chg
+ 600 lbs	556	118.76	95.63	134.41	563	93.89	79.22	107.53	2 287	2 466	-7.3 %
451 - 600 lbs	63	113.53	91.42	133.66	39	86.38	74.68	99.13	208	166	25.3 %
301 - 450 lbs	32	146.54	101.79	190.51	16	126.18	98.87	150.00	125	93	34.4 %
126 - 300 lbs	115	107.13	74.82	179.76	115	110.10	64.93	197.90	566	580	-2.4 %
- 125 lbs	837	126.20	81.16	293.13	620	100.25	67.05	205.15	3 354	2 756	21.7 %

Source: Beef Farmers of Ontario

Federally Inspected Slaughter									
	Weekly			Year to date			Carcass Weight lbs (Jan-Dec.)		
	2020	2019	% chg	2020	2019	% chg	2019	2018	% chg
Quebec	3 441	3 456	-0.4 %	12 379	13 000	-4.8 %	343	328	4.8 %
Rest of Canada	0	178	-	0	613	-	374	376	-0.6 %
Canada	3 441	3 634	-5.3 %	12 379	13 613	-9.1 %	344	330	4.4 %

Source: Canadian Beef Grading Agency

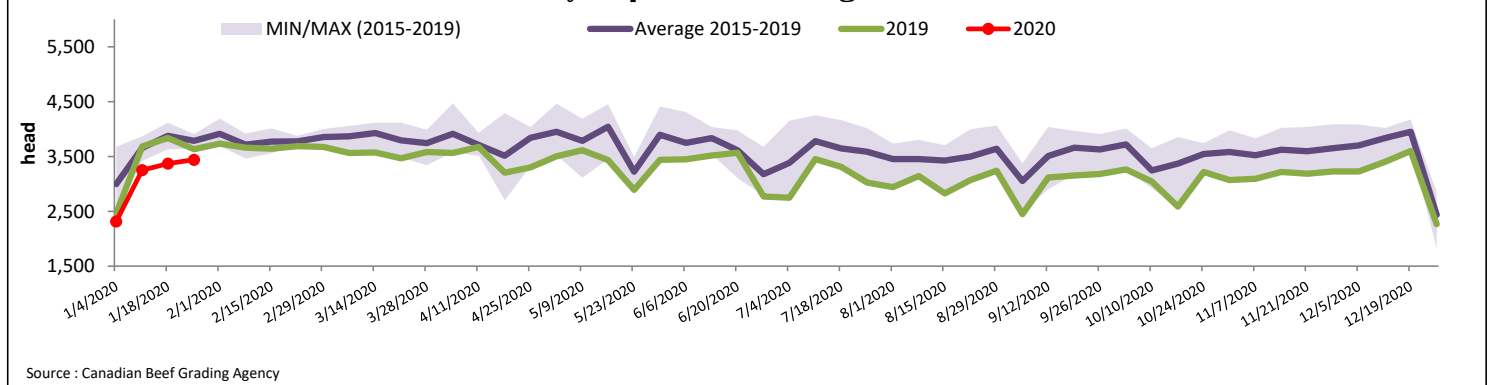
Source: Canadian Food Inspection Agency (CFIA)

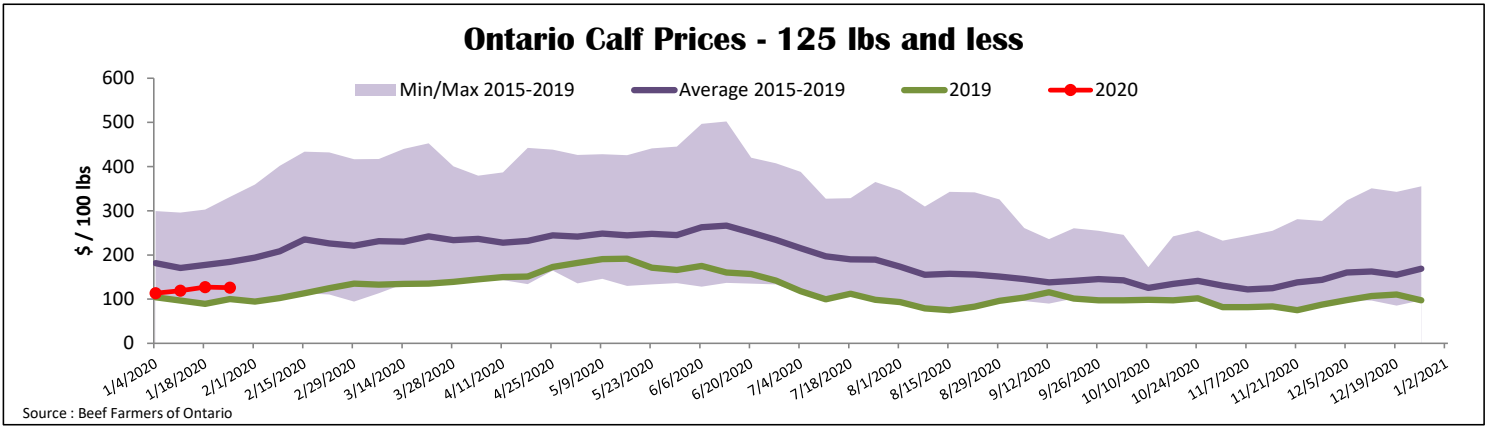
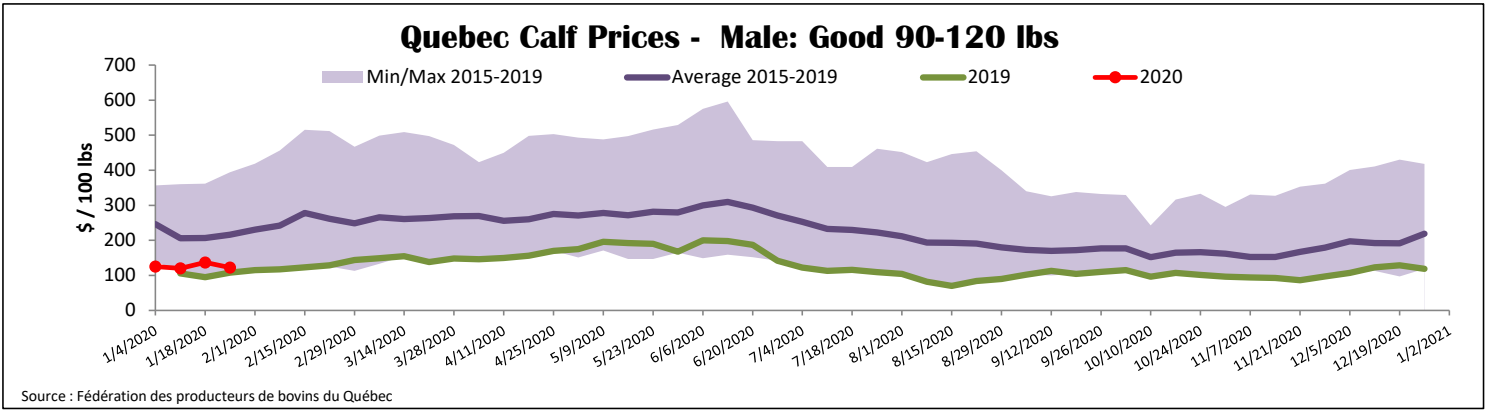
Domestic Exports					Imports				
Total veal (tonnes)	Jan. 1 - Nov. 30, 2019				Total veal (tonnes)	Jan. 1 - Jan. 25, 2020			
	2019	2018	% chg			2020	2019	% chg	
United States	2 103	3 648	-42.3 %		72	272	-73.7 %		
United Arab Emirates	190	167	13.9 %		28	18	60.0 %		
Saint Pierre and Miquelon	12	14	-16.2 %		0	33	-		
Others	7	13	-45.9 %		0	24	-		
Total	2 312	3 842	-39.8 %		100	347	-71.2 %		
					EU-28 (Veal total)	28	18	60.0 %	

Source: Statistics Canada

Source: CFIA

Federally Inspected Calf Slaughter - Canada





United States

Week ending January 18, 2020

Federally Inspected Slaughter				Northeast and North Central U.S. Wholesale Price						
	Weekly			Year to date			December 2019 Wholesale Price			
	2020	2019	% chg	2020	2019	% chg	\$/100 lbs	Simple avg	Min	Max
Milk-fed or nature *										
North East & North Central	4 318	3 652	18.2 %	11 537	10 553	9.3 %	307 Rack, Ribeye	1 825.00	1 825.00	1 825.00
Other calves	6 653	8 056	-17.4 %	21 337	24 196	-11.8 %	332 Loin, Trimmed 4x4	610.00	525.00	695.00
Total	10 971	11 708	-6.3 %	32 874	34 749	-5.4 %	1336 Leg slice, Retail	900.00	825.00	975.00
Production*							1312 Osso Buco, Fores Shank	812.50	675.00	950.00
Calves (million lbs)	1.5	1.5	0.0 %	4.1	4.3	-4.7 %	Shoulder Clod, Chuck	562.50	500.00	625.00
Live weight (lbs)	232	217	6.9 %							
Dressed weight (lbs)	135	125	8.0 %							

Source : USDA

Northeast and North Central				Pennsylvania Vintage Calf Auction				
(Veal Carcass, Hot Basis – Paid to Producer (Hide off, 255-315 lbs))				Graded Holstein Bull Calves				
* Special fed : milk fed, nature				January 23, 2020				
\$US / 100 lbs	Weighted Average Price	Min	Max		Weight	Head	\$/ 100 lbs	
							Min	Max
Non-Packer & Packers Owned	305.67	298.00	312.00	Number 1	- 89 lbs	6	25.00	60.00
					90 - 120 lbs	136	50.00	110.00
					+ 120 lbs	18	65.00	95.00
					Beef Cross	13	50.00	190.00
				Number 2	- 100 lbs	105	20.00	100.00
					+ 100 lbs	159	45.00	85.00
				Number 3	- 100 lbs	204	10.00	80.00
					+ 100 lbs	85	17.50	87.00

* Does not include all head sold

Source : USDA