

### Veal Supply at a Glance - Canada

For week ending February 1, 2020

Quebec Live Auction											
	2020				2019				Volume (YTD)		
	Number (head)	Price (\$ / 100 lbs)			Number (head)	Price (\$ / 100 lbs)			head		
Dairy Calves		Average	Min	Max		Average	Min	Max	2020	2019	% chg
Holstein Male											
Good 90 -120 lbs	610	117.00	100.00	125.00	640	115.00	100.00	140.00	3 150	2 635	19.5 %
Good 121 - 140 lbs	210	116.00	100.00	130.00	202	114.00	95.00	130.00	1 253	1 037	20.8 %
Average 90 - 140 lbs	515	101.00	80.00	115.00	478	81.00	50.00	105.00	2 586	2 229	16.0 %
Misc. - All weights	234	52.00	30.00	85.00	243	35.00	20.00	65.00	1 152	1 346	-14.4 %
Holstein Female											
Good 90 -120 lbs	75	113.00	80.00	190.00	51	69.00	40.00	115.00	359	172	108.7 %
Other milk breeds (all weights)	28	76.00	44.00	105.00	26	49.00	20.00	110.00	120	117	2.6 %
Crossbreeds dairy-butcher (all weights)	224	247.00	140.00	345.00	325	164.00	60.00	250.00	1 107	1 616	-31.5 %
A2 Grain fed veal calves (hide off)	1 532	250.00	n/a	n/a	1 399	215.00	n/a	n/a	6 095	7 143	-14.7 %
596 lbs live / 325-353 lbs hide off											

Ontario Live Auction											
	2020				2019				Volume (YTD)		
	Number (head)	Price (\$ / 100 lbs)			Number (head)	Price (\$ / 100 lbs)			head		
		Average	Min	Max		Average	Min	Max	2020	2019	% chg
+ 600 lbs	626	118.59	96.47	136.90	488	94.84	78.54	109.89	2 913	2 954	-1.4 %
451 - 600 lbs	47	95.15	79.44	113.31	37	85.35	70.62	98.78	255	203	25.6 %
301 - 450 lbs	46	103.86	82.28	135.21	18	86.04	72.06	107.94	171	111	54.1 %
126 - 300 lbs	117	104.03	65.58	186.44	115	104.89	73.17	207.54	683	695	-1.7 %
- 125 lbs	827	116.43	73.99	252.75	763	94.75	72.49	137.85	4 181	3 519	18.8 %

Source: Beef Farmers of Ontario

Federally Inspected Slaughter									
	Weekly			Year to date			Carcass Weight lbs (Jan-Dec.)		
	2020	2019	% chg	2020	2019	% chg	2019	2018	% chg
Quebec	3 407	3 522	-3.3 %	15 786	16 522	-4.5 %	343	328	4.8 %
Rest of Canada	0	212	-	0	825	-	374	376	-0.6 %
<b>Canada</b>	<b>3 407</b>	<b>3 734</b>	<b>-8.8 %</b>	<b>15 786</b>	<b>17 347</b>	<b>-9.0 %</b>	<b>344</b>	<b>330</b>	<b>4.4 %</b>

Source: Canadian Beef Grading Agency

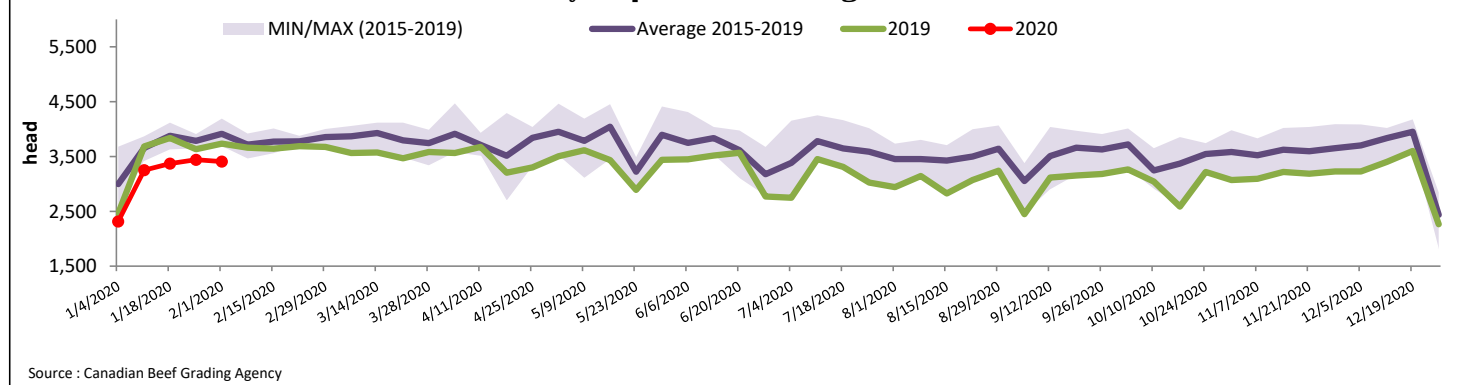
Source: Canadian Food Inspection Agency (CFIA)

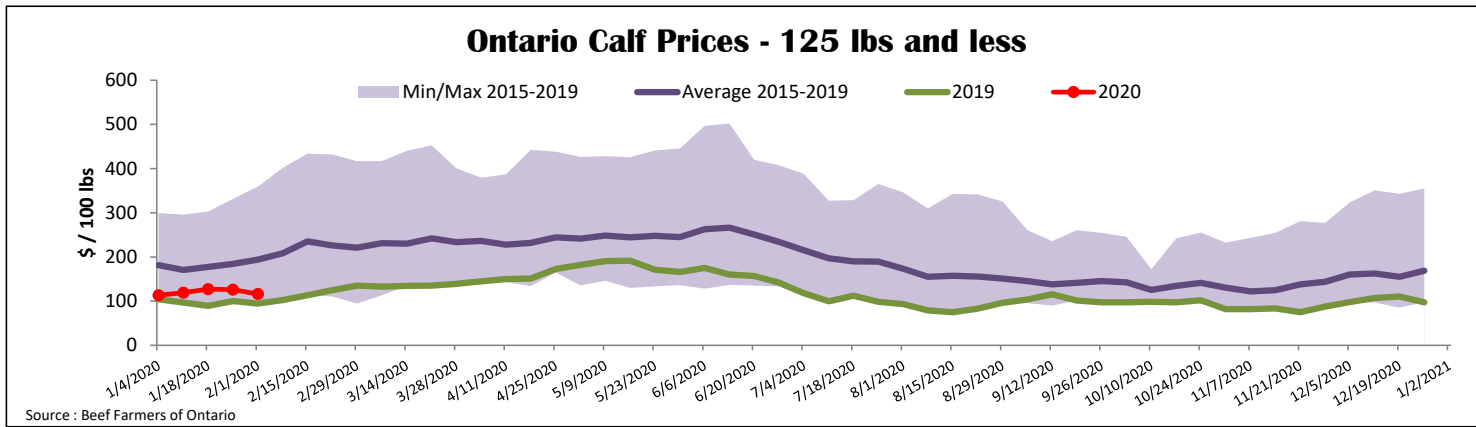
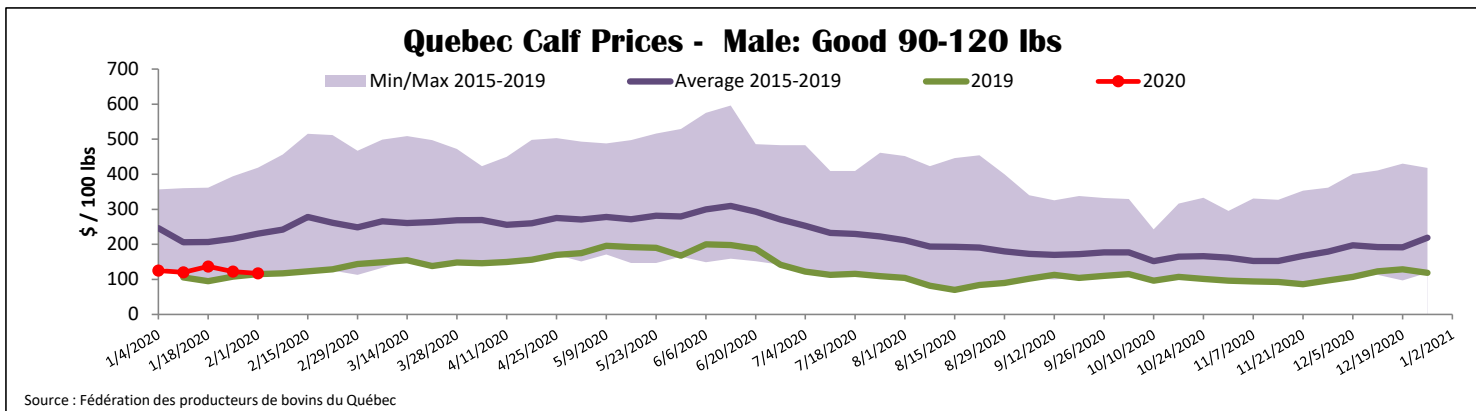
Domestic Exports					Imports				
Total veal (tonnes)	Jan. 1 - Dec. 30, 2019				Total veal (tonnes)	Jan. 1 - Feb. 1, 2020			
	2019	2018	% chg			2020	2019	% chg	
United States	2 184	3 902	-44.0 %		74	312	-76.1 %		
United Arab Emirates	209	182	14.6 %		37	22	66.5 %		
Saint Pierre and Miquelon	13	15	-15.2 %		0	49	-		
Others	7	13	-48.0 %		0	33	-		
<b>Total</b>	<b>2 412</b>	<b>4 112</b>	<b>-41.3 %</b>		<b>112</b>	<b>416</b>	<b>-73.2 %</b>		
					<b>EU-28 (Veal total)</b>	37	22	66.5 %	

Source: Statistics Canada

Source: CFIA

### Federally Inspected Calf Slaughter - Canada





## United States

Week ending January 25, 2020

Federally Inspected Slaughter				Northeast and North Central U.S. Wholesale Price							
Weekly				Year to date				December 2019 Wholesale Price			
Milk-fed or nature *	<b>2020</b>	<b>2019</b>	<b>% chg</b>	<b>2020</b>	<b>2019</b>	<b>% chg</b>	\$/100 lbs	Simple avg	Min	Max	
North East & North Central	3 915	3 761	4.1 %	15 452	14 314	8.0 %	307 Rack, Ribeye	1 825.00	1 825.00	1 825.00	
Other calves	6 515	7 648	-14.8 %	27 852	31 844	-12.5 %	332 Loin, Trimmed 4x4	610.00	525.00	695.00	
<b>Total</b>	<b>10 430</b>	<b>11 409</b>	<b>-8.6 %</b>	<b>43 304</b>	<b>46 158</b>	<b>-6.2 %</b>	1336 Leg slice, Retail	900.00	825.00	975.00	
Production*							1312 Osso Buco, Foreshank	812.50	675.00	950.00	
Calves (million lbs)	1.4	1.4	0.0 %	5.5	5.7	-3.5 %	Shoulder Clod, Chuck	562.50	500.00	625.00	
Live weight (lbs)	230	218	5.5 %								
Dressed weight (lbs)	133	126	5.6 %								

Source : USDA

Northeast and North Central				Pennsylvania Vintage Calf Auction					
(Veal Carcass, Hot Basis – Paid to Producer (Hide off, 255-315 lbs))				Graded Holstein Bull Calves					
* Special fed : milk fed, nature				January 30, 2020					
\$US / 100 lbs		Weighted Average Price	Min	Max		Weight	Head	\$/ 100 lbs	
					Number 1	- 89 lbs	15	30.00	75.00
						90 - 120 lbs	138	40.00	110.00
						+ 120 lbs	8	60.00	95.00
						Beef Cross	27	80.00	225.00
					Number 2	- 100 lbs	91	20.00	87.50
						+ 100 lbs	171	40.00	100.00
					Number 3	- 100 lbs	204	10.00	70.00
						+ 100 lbs	110	12.00	70.00

\* Does not include all head sold

Source : USDA