

Veal Supply at a Glance - Canada

For week ending February 8, 2020

Quebec Live Auction											
	2020				2019				Volume (YTD)		
	Number (head)	Price (\$ / 100 lbs)			Number (head)	Price (\$ / 100 lbs)			head		
Dairy Calves		Average	Min	Max		Average	Min	Max	2020	2019	% chg
Holstein Male											
Good 90 -120 lbs	579	116.00	100.00	130.00	563	117.00	100.00	140.00	3 729	3 198	16.6 %
Good 121 - 140 lbs	201	111.00	75.00	125.00	205	118.00	100.00	140.00	1 454	1 242	17.1 %
Average 90 - 140 lbs	516	94.00	60.00	110.00	502	83.00	40.00	125.00	3 102	2 731	13.6 %
Misc. - All weights	260	49.00	30.00	75.00	272	33.00	20.00	60.00	1 412	1 618	-12.7 %
Holstein Female											
Good 90 -120 lbs	80	97.00	70.00	150.00	60	76.00	40.00	135.00	439	232	89.2 %
Other milk breeds (all weights)	20	63.00	10.00	105.00	31	61.00	15.00	160.00	140	148	-5.4 %
Crossbreeds dairy-butcher (all weights)	245	234.00	100.00	325.00	364	175.00	80.00	275.00	1 352	1 980	-31.7 %
A2 Grain fed veal calves (hide off)	1 420	250.00	n/a	n/a	1 518	215.00	n/a	n/a	7 515	8 661	-13.2 %
596 lbs live / 325-353 lbs hide off											

Ontario Live Auction											
	2020				2019				Volume (YTD)		
	Number (head)	Price (\$ / 100 lbs)			Number (head)	Price (\$ / 100 lbs)			head		
+ 600 lbs	478	118.76	100.10	136.88	783	94.12	79.29	110.25	3 391	3 737	-9.3 %
451 - 600 lbs	41	93.03	76.06	115.66	57	80.55	61.01	97.86	296	260	13.8 %
301 - 450 lbs	41	116.51	90.29	149.81	40	105.20	76.54	134.74	212	151	40.4 %
126 - 300 lbs	118	113.38	67.84	194.86	146	105.39	64.61	169.50	801	841	-4.8 %
- 125 lbs	770	113.46	73.95	241.47	719	102.37	60.92	222.31	4 951	4 238	16.8 %

Source: Beef Farmers of Ontario

Federally Inspected Slaughter									
	Weekly			Year to date			Carcass Weight lbs (Jan-Dec.)		
	2020	2019	% chg	2020	2019	% chg	2019	2018	% chg
Quebec	3 396	3 530	-3.8 %	19 182	20 052	-4.3 %	343	328	4.8 %
Rest of Canada	0	129	-	0	954	-	374	376	-0.6 %
Canada	3 396	3 659	-7.2 %	19 182	21 006	-8.7 %	344	330	4.4 %

Source: Canadian Beef Grading Agency

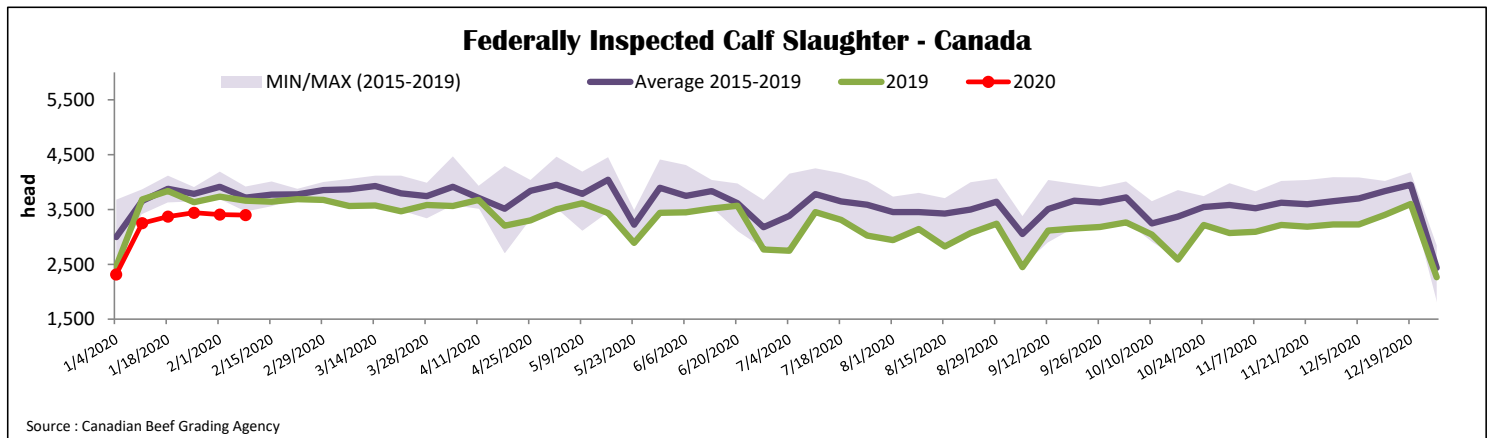
Source: Canadian Food Inspection Agency (CFIA)

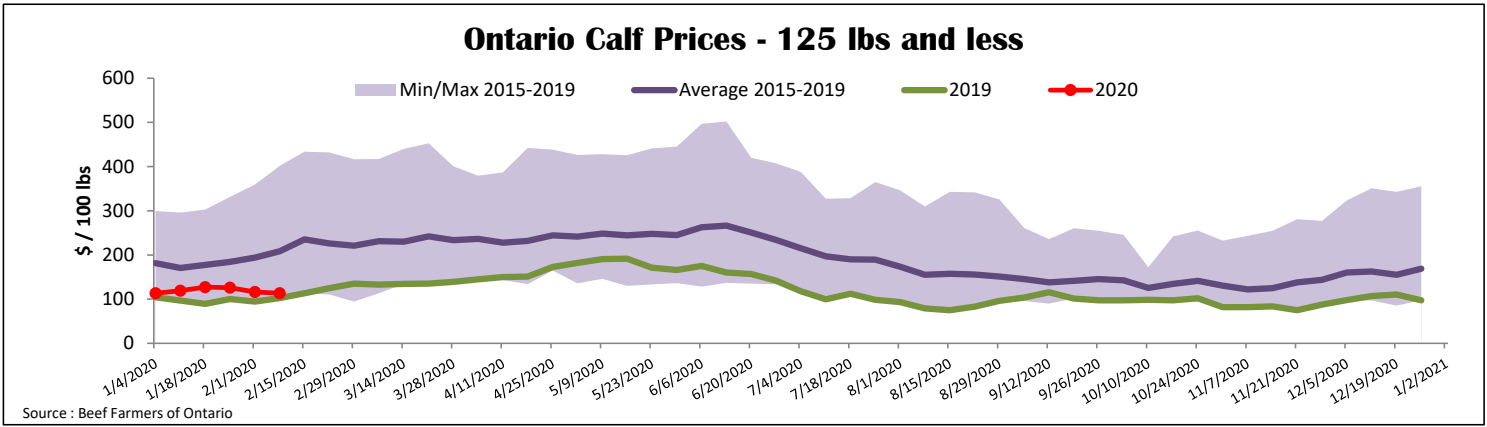
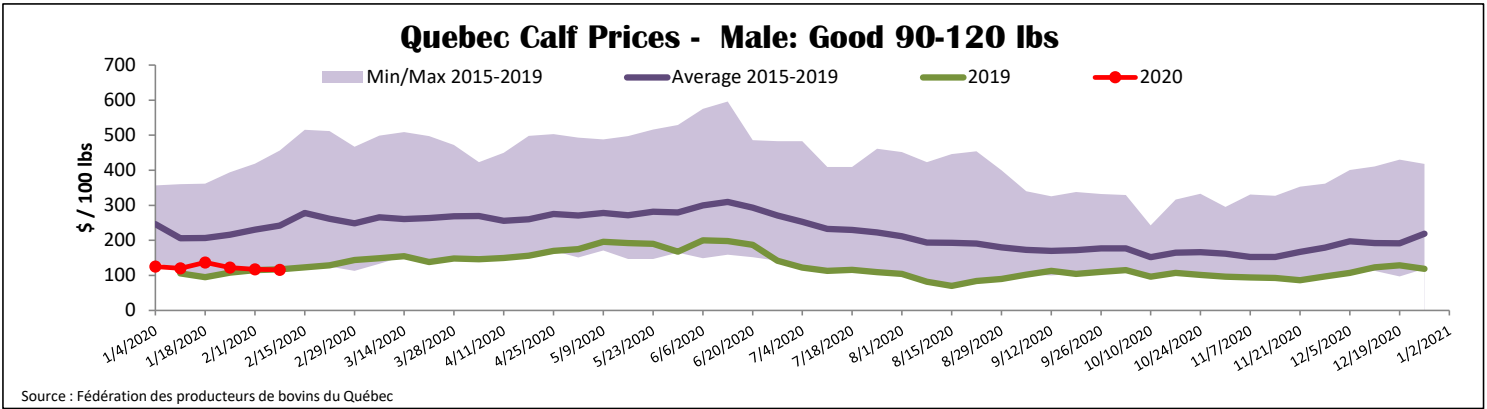
Domestic Exports					Imports				
	Jan. 1 - Dec. 30, 2019					Jan. 1 - Feb. 1, 2020			
	2019	2018	% chg			2020	2019	% chg	
Total veal (tonnes)					Total veal (tonnes)				
United States	2 184	3 902	-44.0 %		United States	74	312	-76.1 %	
United Arab Emirates	209	182	14.6 %		Netherlands	37	22	66.5 %	
Saint Pierre and Miquelon	13	15	-15.2 %		Australia	0	49	-	
Others	7	13	-48.0 %		New Zealand	0	33	-	
Total	2 412	4 112	-41.3 %		Others	0	0	-	
					Total	112	416	-73.2 %	
					EU-28 (Veal total)	37	22	66.5 %	

Source: Statistics Canada

Source: CFIA

*Data has not been updated for the week of February 8





United States

Week ending February 1, 2020

Federally Inspected Slaughter				Northeast and North Central U.S. Wholesale Price						
	Weekly			Year to date			January 2020 Wholesale Price			
	2020	2019	% chg	2020	2019	% chg	\$/100 lbs	Simple avg	Min	Max
Milk-fed or nature *										
North East & North Central	3 862	3 293	17.3 %	19 314	17 607	9.7 %	307 Rack, Ribeye	1 825.00	1 825.00	1 825.00
Other calves	6 883	8 720	-21.1 %	34 735	40 564	-14.4 %	332 Loin, Trimmed 4x4	610.00	525.00	695.00
Total	10 745	12 013	-10.6 %	54 049	58 171	-7.1 %	1336 Leg slice, Retail	900.00	825.00	975.00
Production*							1312 Osso Buco, Foreshank	822.50	695.00	950.00
Calves (million lbs)	1.3	1.4	-7.1 %	6.8	7.1	-4.2 %	Shoulder Clod, Chuck	562.50	500.00	625.00
Live weight (lbs)	223	198	12.6 %							
Dressed weight (lbs)	126	113	11.5 %							

Source : USDA

Northeast and North Central				Pennsylvania Vintage Calf Auction				
(Veal Carcass, Hot Basis – Paid to Producer (Hide off, 255-315 lbs))				Graded Holstein Bull Calves				
* Special fed : milk fed, nature				February 6, 2020				
\$US / 100 lbs	Weighted Average Price	Min	Max		Weight	Head	\$/ 100 lbs	
							Min	Max
Non-Packer & Packers Owned	305.38	298.00	312.00	Number 1	- 89 lbs	16	50.00	90.00
					90 - 120 lbs	118	10.00	120.00
					+ 120 lbs	10	85.00	100.00
					Beef Cross	14	140.00	240.00
				Number 2	- 100 lbs	89	30.00	115.00
					+ 100 lbs	129	55.00	105.00
				Number 3	- 100 lbs	195	10.00	89.00
					+ 100 lbs	132	12.00	210.00

* Does not include all head sold

Source : USDA