

Veal Supply at a Glance - Canada

For week ending February 15, 2020

Quebec Live Auction											
	2020				2019				Volume (YTD)		
	Number (head)	Price (\$ / 100 lbs)			Number (head)	Price (\$ / 100 lbs)			head		
Dairy Calves		Average	Min	Max		Average	Min	Max	2020	2019	% chg
Holstein Male											
Good 90 -120 lbs	586	117.00	105.00	130.00	518	123.00	110.00	170.00	4 315	3 716	16.1 %
Good 121 - 140 lbs	214	119.00	100.00	135.00	195	122.00	105.00	170.00	1 668	1 437	16.1 %
Average 90 - 140 lbs	464	99.00	75.00	120.00	405	87.00	50.00	120.00	3 566	3 136	13.7 %
Misc. - All weights	254	44.00	30.00	90.00	210	36.00	20.00	65.00	1 666	1 828	-8.9 %
Holstein Female											
Good 90 -120 lbs	81	106.00	50.00	170.00	28	85.00	50.00	145.00	520	260	100.0 %
Other milk breeds (all weights)	31	83.00	50.00	120.00	23	58.00	10.00	100.00	171	171	0.0 %
Crossbreeds dairy-butcher (all weights)	232	223.00	120.00	305.00	311	172.00	100.00	250.00	1 584	2 291	-30.9 %
A2 Grain fed veal calves (hide off)	1 434	250.00	n/a	n/a	1 562	215.20	n/a	n/a	8 949	10 223	-12.5 %
596 lbs live / 325-353 lbs hide off											

Ontario Live Auction											
	2020				2019				Volume (YTD)		
	Number (head)	Price (\$ / 100 lbs)			Number (head)	Price (\$ / 100 lbs)			head		
+ 600 lbs	558	121.14	106.81	131.79	654	95.52	79.40	112.35	3 949	4 391	-10.1 %
451 - 600 lbs	36	110.81	81.53	133.57	37	89.60	62.94	110.19	332	297	11.8 %
301 - 450 lbs	43	134.93	97.88	166.79	37	116.42	80.80	156.72	255	188	35.6 %
126 - 300 lbs	120	104.26	58.17	190.15	101	122.17	72.76	226.49	921	942	-2.2 %
- 125 lbs	761	116.30	70.83	260.11	597	113.34	78.80	235.45	5 712	4 835	18.1 %

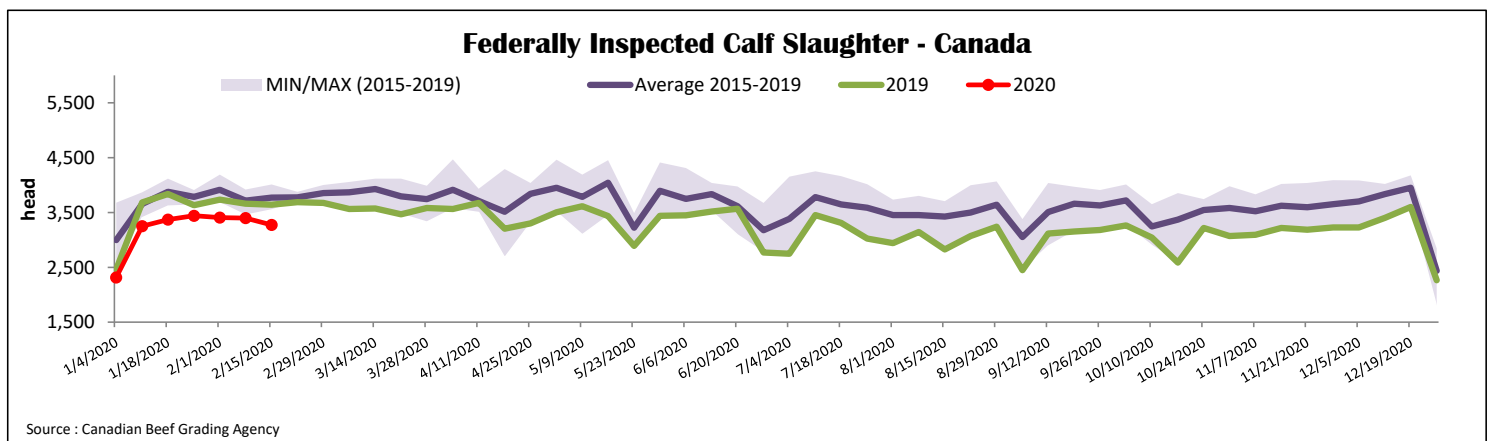
Source: Beef Farmers of Ontario

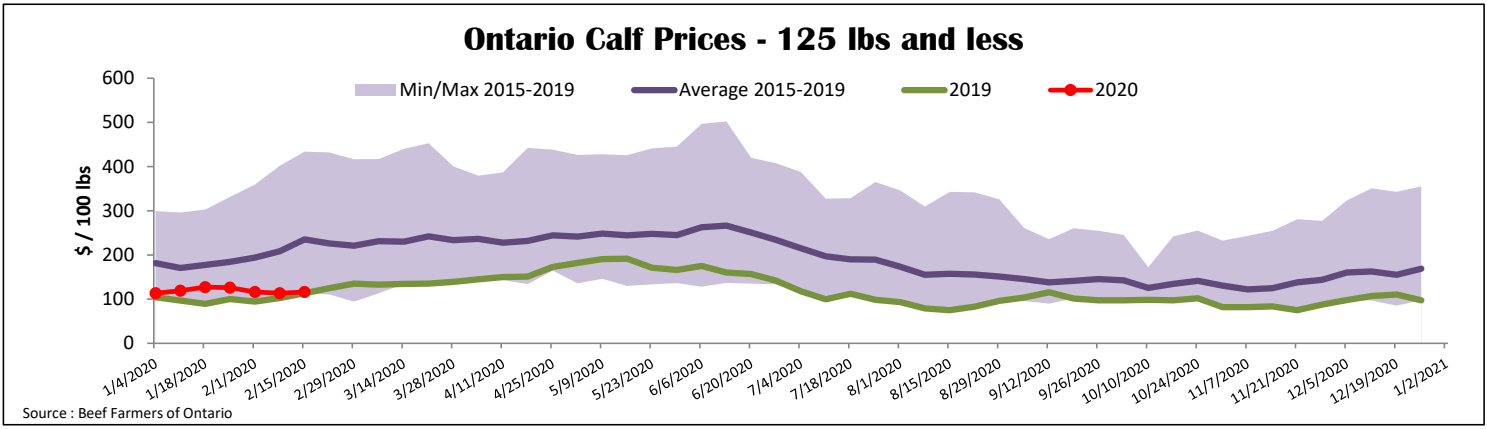
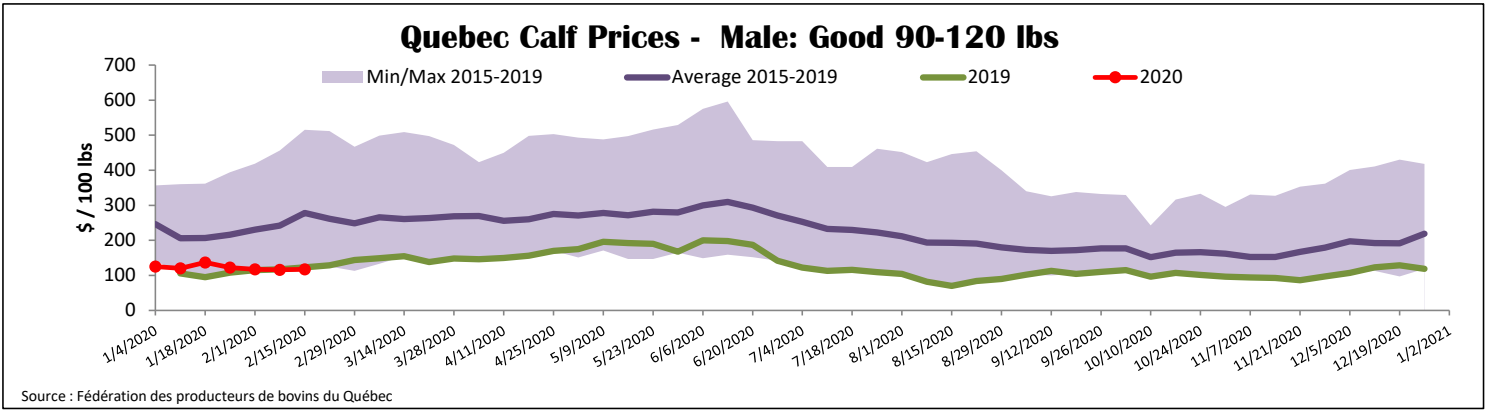
Federally Inspected Slaughter									
	Weekly			Year to date			Carcass Weight lbs (Jan-Dec.)		
	2020	2019	% chg	2020	2019	% chg	2019	2018	% chg
Quebec	3 274	3 467	-5.6 %	22 456	23 519	-4.5 %	343	328	4.8 %
Rest of Canada	0	174	-	0	1 128	-	374	376	-0.6 %
Canada	3 274	3 641	-10.1 %	22 456	24 647	-8.9 %	344	330	4.4 %

Source: Canadian Beef Grading Agency / Source: Canadian Food Inspection Agency (CFIA)

Domestic Exports					Imports				
	Jan. 1 - Dec. 30, 2019					Jan. 1 - Feb. 1, 2020			
	2019	2018	% chg			2020	2019	% chg	
Total veal (tonnes)					Total veal (tonnes)				
United States	2 184	3 902	-44.0 %		United States	74	312	-76.1 %	
United Arab Emirates	209	182	14.6 %		Netherlands	37	22	66.5 %	
Saint Pierre and Miquelon	13	15	-15.2 %		Australia	0	49	-	
Others	7	13	-48.0 %		New Zealand	0	33	-	
Total	2 412	4 112	-41.3 %		Total	112	416	-73.2 %	
					EU-28 (Veal total)	37	22	66.5 %	

Source: Statistics Canada / Source: CFIA





United States

Week ending February 8, 2020

Federally Inspected Slaughter				Northeast and North Central U.S. Wholesale Price						
Weekly			Year to date			January 2020 Wholesale Price				
Milk-fed or nature	2020	2019	% chg	2020	2019	% chg	\$/100 lbs	Simple avg	Min	Max
North East & North Central	3 494	3 840	-9.0 %	22 808	21 447	6.3 %	307 Rack, Ribeye	1 825.00	1 825.00	1 825.00
Other calves	6 335	8 543	-25.8 %	41 070	49 107	-16.4 %	332 Loin, Trimmed 4x4	610.00	525.00	695.00
Total	9 829	12 383	-20.6 %	63 878	70 554	-9.5 %	1336 Leg slice, Retail	900.00	825.00	975.00
Production							1312 Osso Buco, Foreshank	822.50	695.00	950.00
Calves (million lbs)	1.2	1.5	-20.0 %	8.0	8.6	-7.0 %	Shoulder Clod, Chuck	562.50	500.00	625.00
Live weight (lbs)	217	214	1.4 %							
Dressed weight (lbs)	125	123	1.6 %							

Source : USDA

Northeast and North Central				Pennsylvania Vintage Calf Auction							
(Veal Carcass, Hot Basis – Paid to Producer (Hide off, 255-315 lbs))				Graded Holstein Bull Calves							
Special fed : milk fed, nature				February 13, 2020							
\$US / 100 lbs	Weighted Average Price		Min	Max	Weight	Head	\$/ 100 lbs				
							Min	Max			
Non-Packer & Packers Owned				305.11	297.00	312.00	Number 1	- 89 lbs	18	30.00	70.00
								90 - 120 lbs	109	5.00	140.00
								+ 120 lbs	3	75.00	105.00
								Beef Cross	15	130.00	235.00
							Number 2	- 100 lbs	81	25.00	167.00
								+ 100 lbs	112	50.00	162.00
							Number 3	- 100 lbs	216	10.00	122.00
								+ 100 lbs	98	12.50	182.00

* Does not include all head sold

Source : USDA