



Veal Supply at a Glance - Canada

For week ending February 22, 2020

Quebec Live Auction											
	2020				2019				Volume (YTD)		
	Number (head)	Price (\$ / 100 lbs)			Number (head)	Price (\$ / 100 lbs)			head		
Dairy Calves		Average	Min	Max		Average	Min	Max	2020	2019	% chg
Holstein Male											
Good 90 -120 lbs	588	120.00	105.00	135.00	651	129.00	110.00	155.00	4 903	4 367	12.3 %
Good 121 - 140 lbs	165	123.00	105.00	150.00	287	133.00	110.00	155.00	1 833	1 724	6.3 %
Average 90 - 140 lbs	390	100.00	80.00	125.00	524	100.00	60.00	135.00	3 956	3 660	8.1 %
Misc. - All weights	261	47.00	30.00	85.00	295	35.00	15.00	65.00	1 927	2 123	-9.2 %
Holstein Female											
Good 90 -120 lbs	82	98.00	60.00	150.00	54	103.00	50.00	150.00	602	314	91.7 %
Other milk breeds (all weights)	21	80.00	60.00	105.00	22	64.00	20.00	126.00	192	193	-0.5 %
Crossbreeds dairy-butcher (all weights)	235	244.00	130.00	350.00	459	194.00	110.00	290.00	1 819	2 750	-33.9 %
A2 Grain fed veal calves (hide off)	1 379	250.00	n/a	n/a	1 632	215.00	n/a	n/a	10 328	11 855	-12.9 %
596 lbs live / 325-353 lbs hide off											

Ontario Live Auction											
	2020				2019				Volume (YTD)		
	Number (head)	Price (\$ / 100 lbs)			Number (head)	Price (\$ / 100 lbs)			head		
		Average	Min	Max		Average	Min	Max	2020	2019	% chg
+ 600 lbs	479	124.69	109.76	141.53	683	97.78	81.67	114.48	4 428	5 074	-12.7 %
451 - 600 lbs	48	92.92	81.57	105.21	39	89.38	65.24	116.88	380	336	13.1 %
301 - 450 lbs	37	156.21	102.46	208.16	35	107.39	74.99	147.09	292	223	30.9 %
126 - 300 lbs	110	109.24	74.12	202.70	139	104.16	58.81	187.67	1 031	1 081	-4.6 %
- 125 lbs	867	122.49	76.27	256.91	714	124.83	82.89	254.77	6 579	5 549	18.6 %

Source: Beef Farmers of Ontario

Federally Inspected Slaughter									
	2020			2019			Carcass Weight lbs (Jan-Dec.)		
	Weekly	% chg		Year to date	% chg		2019	2018	% chg
Quebec	3 112	3 490	-10.8 %	25 568	27 009	-5.3 %	343	328	4.8 %
Rest of Canada	0	200	-	0	1 328	-	374	376	-0.6 %
Canada	3 112	3 690	-15.7 %	25 568	28 337	-9.8 %	344	330	4.4 %

Source: Canadian Beef Grading Agency

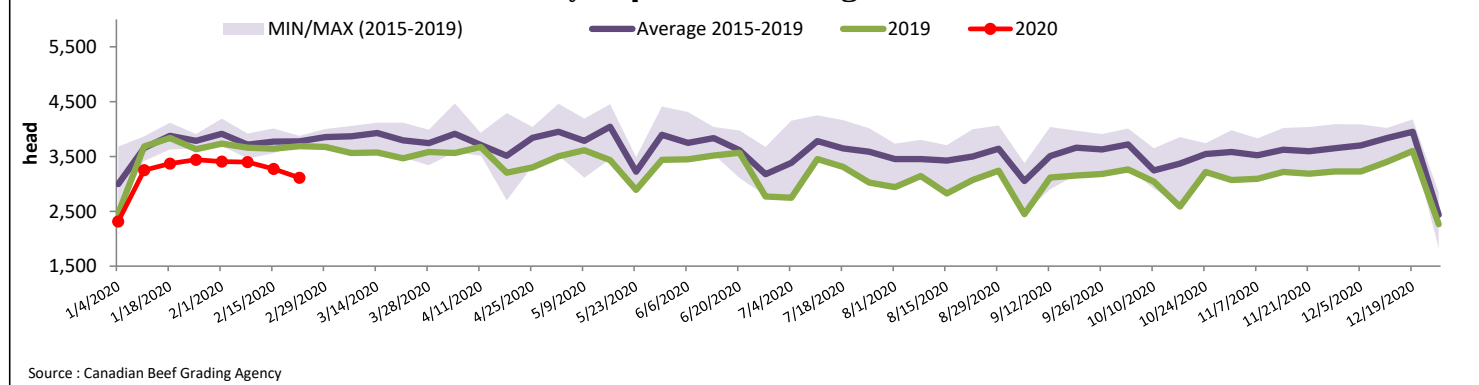
Source: Canadian Food Inspection Agency (CFIA)

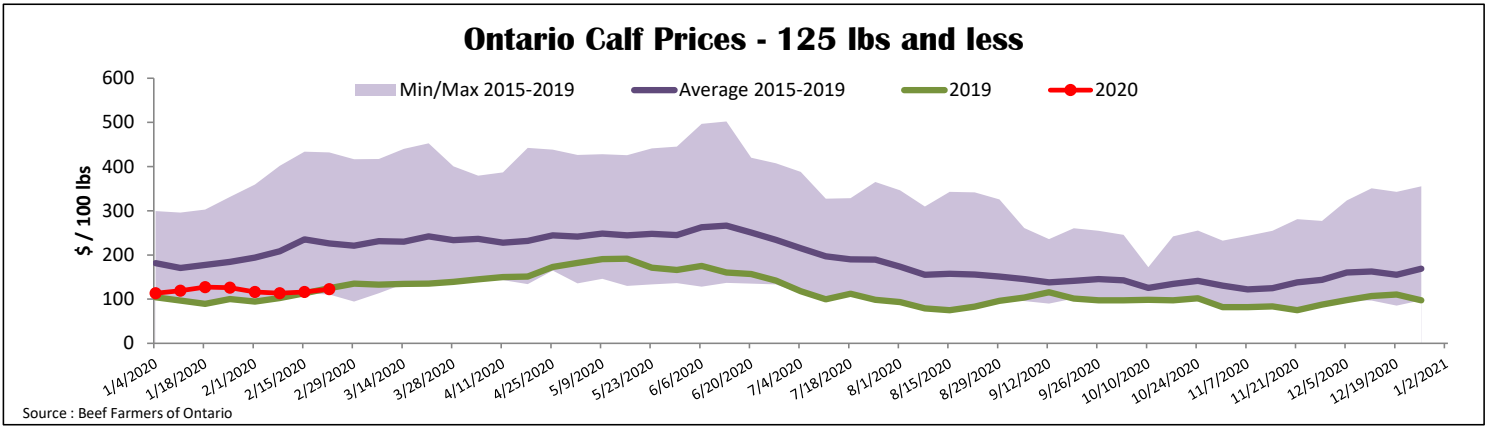
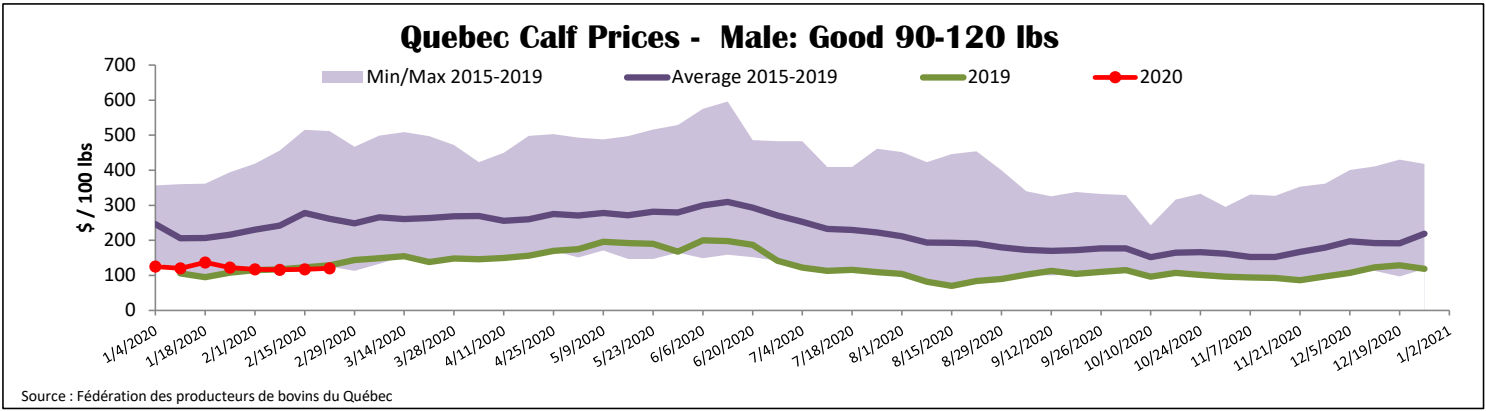
Domestic Exports					Imports				
Total veal (tonnes)	Jan. 1 - Dec. 31, 2019				Total veal (tonnes)	Jan. 1 - Feb. 22, 2020			
	2019	2018	% chg			2020	2019	% chg	
United States	2 184	3 902	-44.0 %		United States	171	436	-60.9 %	
United Arab Emirates	209	182	14.6 %		New Zealand	56	33	69.5 %	
Saint Pierre and Miquelon	13	15	-15.2 %		Netherlands	51	48	6.9 %	
Others	7	13	-48.0 %		Australia	47	49	-5.1 %	
Total	2 412	4 112	-41.3 %		Others	27	0	-	
					Total	351	566	-38.1 %	
					EU-28 (Veal total)	78	48	69.5 %	

Source: Statistics Canada

Source: CFIA

Federally Inspected Calf Slaughter - Canada





United States

Week ending February 15, 2020

Federally Inspected Slaughter				Year to date			Northeast and North Central U.S. Wholesale Price			
		Weekly					January 2020 Wholesale Price			
	2020	2019	% chg	2020	2019	% chg	\$/100 lbs	Simple avg	Min	Max
Milk-fed or nature										
North East & North Central	3 923	3 766	4.2 %	26 731	25 213	6.0 %	307 Rack, Ribeye	1 825.00	1 825.00	1 825.00
Other calves	6 102	7 981	-23.5 %	47 172	57 088	-17.4 %	332 Loin, Trimmed 4x4	610.00	525.00	695.00
Total	10 025	11 747	-14.7 %	73 903	82 301	-10.2 %	1336 Leg slice, Retail	900.00	825.00	975.00
Production							1312 Osso Buco, Foreshank	822.50	695.00	950.00
Calves (million lbs)	1.2	1.4	-14.3 %	9.2	10.0	-8.0 %	Shoulder Clod, Chuck	562.50	500.00	625.00
Live weight (lbs)	217	214	1.4 %							
Dressed weight (lbs)	125	124	0.8 %							

Source : USDA

Northeast and North Central				Pennsylvania Vintage Calf Auction					
(Veal Carcass, Hot Basis – Paid to Producer (Hide off, 255-315 lbs))				Graded Holstein Bull Calves					
Special fed : milk fed, nature				February 20, 2020					
\$US / 100 lbs	Weighted Average Price		Min	Max			\$/ 100 lbs	Min	Max
					Number 1	Weight	Head		
						- 89 lbs	11	25.00	80.00
						90 - 120 lbs	114	15.00	142.50
						+ 120 lbs	13	60.00	135.00
						Beef Cross	17	125.00	240.00
					Number 2	- 100 lbs	99	35.00	120.00
						+ 100 lbs	130	40.00	110.00
					Number 3	- 100 lbs	199	10.00	82.00
						+ 100 lbs	106	15.00	84.00

* Does not include all head sold

Source : USDA