

## Veal Supply at a Glance - Canada

For week ending February 29, 2020

Quebec Live Auction											
	2020				2019				Volume (YTD)		
	Number (head)	Price (\$ / 100 lbs)			Number (head)	Price (\$ / 100 lbs)			head		
Dairy Calves		Average	Min	Max		Average	Min	Max	2020	2019	% chg
Holstein Male	552	121.00	110.00	130.00	561	144.00	112.00	180.00	5 455	4 928	10.7 %
Good 90 - 120 lbs	203	123.00	110.00	140.00	172	143.00	112.00	170.00	2 036	1 896	7.4 %
Average 90 - 140 lbs	457	101.00	75.00	120.00	402	116.00	80.00	145.00	4 413	4 062	8.6 %
Misc. - All weights	246	46.00	30.00	80.00	261	47.00	20.00	90.00	2 173	2 384	-8.9 %
Holstein Female											
Good 90 - 120 lbs	62	112.00	70.00	160.00	54	115.00	60.00	145.00	664	368	80.4 %
Other milk breeds (all weights)	36	70.00	50.00	112.00	18	70.00	20.00	120.00	228	211	8.1 %
Crossbreeds dairy-butcher (all weights)	215	222.00	115.00	330.00	302	185.00	100.00	295.00	2 034	3 052	-33.4 %
A2 Grain fed veal calves (hide off)	1 299	250.00	n/a	n/a	1 504	215.00	n/a	n/a	13 064	13 359	-2.2 %
596 lbs live / 325-353 lbs hide off											

Ontario Live Auction											
	2020				2019				Volume (YTD)		
	Number (head)	Price (\$ / 100 lbs)			Number (head)	Price (\$ / 100 lbs)			head		
+ 600 lbs	667	120.61	104.40	135.38	708	90.78	74.45	107.26	5 095	5 782	-11.9 %
451 - 600 lbs	66	106.62	91.34	123.34	68	88.87	67.35	109.84	446	404	10.4 %
301 - 450 lbs	37	115.74	90.81	161.45	57	110.25	84.30	135.70	329	280	17.5 %
126 - 300 lbs	135	110.18	71.66	210.54	125	109.97	64.22	231.11	1 166	1 206	-3.3 %
- 125 lbs	792	126.82	72.30	278.14	603	135.05	89.99	256.67	7 371	6 152	19.8 %

Source: Beef Farmers of Ontario

Federally Inspected Slaughter									
	Weekly			Year to date			Carcass Weight lbs (Jan.)		
	2020	2019	% chg	2020	2019	% chg	2020	2019	% chg
Quebec	3 312	3 486	-5.0 %	28 880	30 495	-5.3 %	335	340	-1.3 %
Rest of Canada	0	187	-	0	1 515	-	n/a	391	-
<b>Canada</b>	<b>3 312</b>	<b>3 673</b>	<b>-9.8 %</b>	<b>28 880</b>	<b>32 010</b>	<b>-9.8 %</b>	<b>335</b>	<b>342</b>	<b>-2.0 %</b>

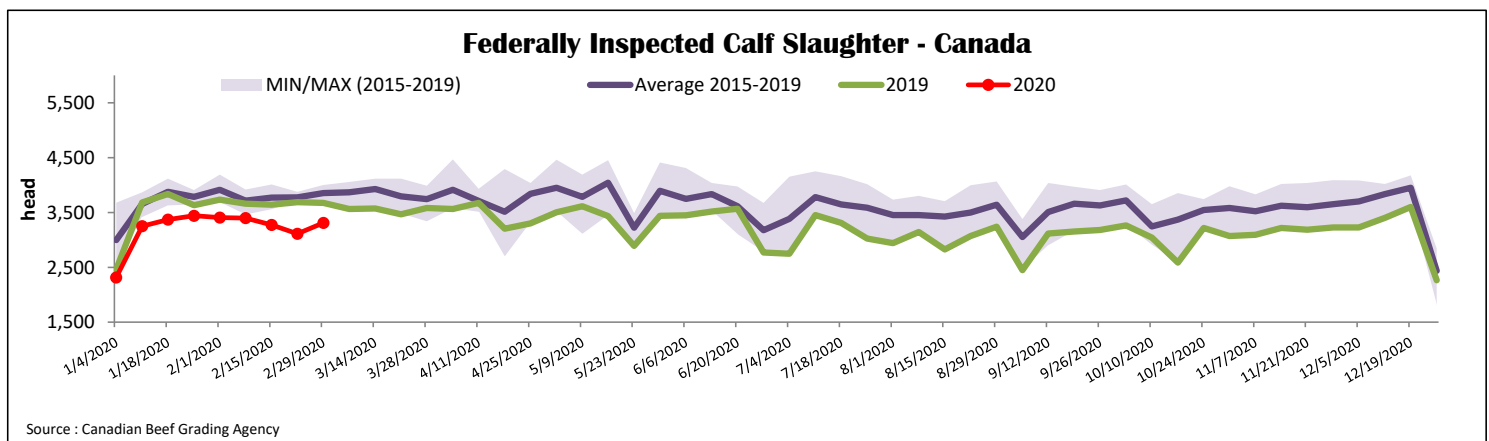
Source: Canadian Beef Grading Agency

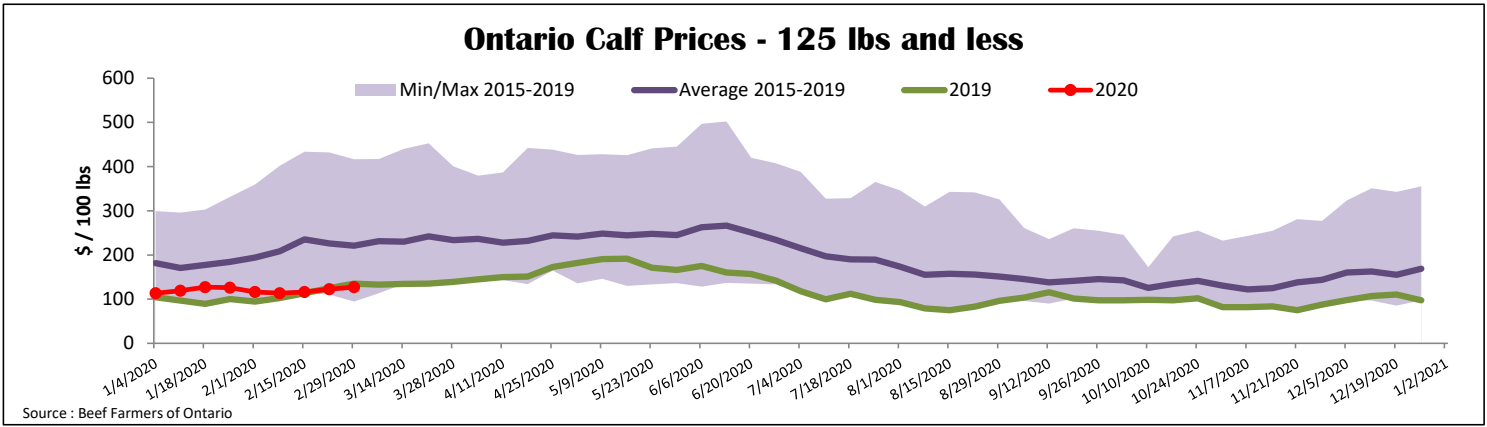
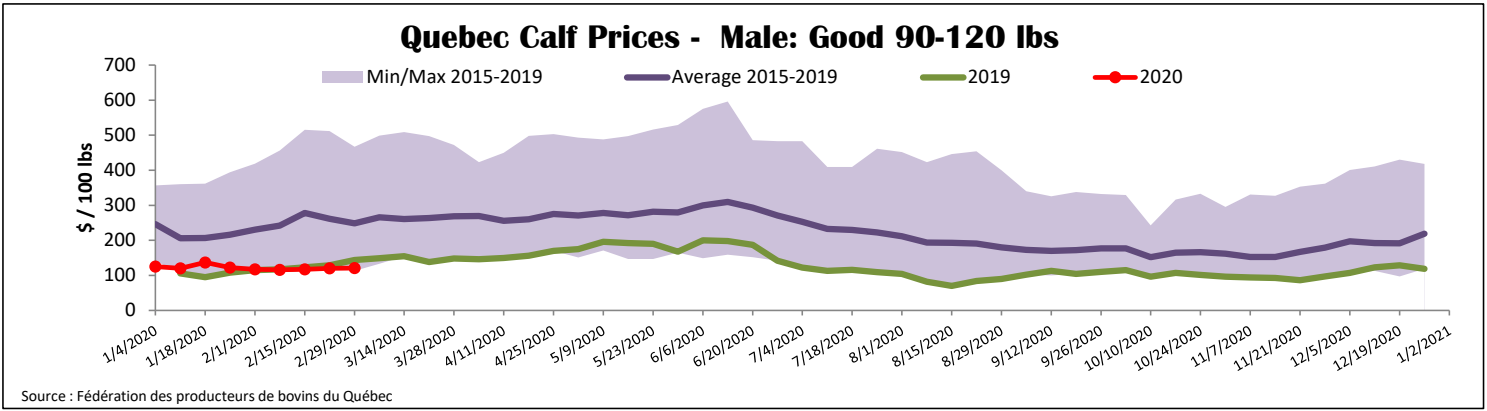
Source: Canadian Food Inspection Agency (CFIA)

Domestic Exports					Imports				
Total veal (tonnes)	Jan. 1 - Dec. 31, 2019				Total veal (tonnes)	Jan. 1 - Feb. 29, 2020			
	2019	2018	% chg			2020	2019	% chg	
United States	2 184	3 902	-44.0 %		United States	192	480	-59.9 %	
United Arab Emirates	209	182	14.6 %		New Zealand	56	49	13.8 %	
Saint Pierre and Miquelon	13	15	-15.2 %		Netherlands	51	53	-3.5 %	
Others	7	13	-48.0 %		Australia	47	49	-5.1 %	
<b>Total</b>	<b>2 412</b>	<b>4 112</b>	<b>-41.3 %</b>		Others	27	0	-	
					<b>Total</b>	<b>373</b>	<b>631</b>	<b>-40.9 %</b>	
					<b>EU-28 (Veal total)</b>	<b>78</b>	<b>53</b>	<b>13.8 %</b>	

Source: Statistics Canada

Source: CFIA





## United States

Week ending February 22, 2020

Federally Inspected Slaughter				Northeast and North Central U.S. Wholesale Price									
Weekly				Year to date				January 2020 Wholesale Price					
Milk-fed or nature	<b>2020</b>	<b>2019</b>	% chg	<b>2020</b>	<b>2019</b>	% chg	\$/100 lbs	Simple avg	Min	Max			
North East & North Central	3 342	3 806	-12.2 %	30 073	29 019	3.6 %	307 Rack, Ribeye	1 825.00	1 825.00	1 825.00			
Other calves	6 413	7 836	-18.2 %	53 585	64 924	-17.5 %	332 Loin, Trimmed 4x4	610.00	525.00	695.00			
<b>Total</b>	<b>9 755</b>	<b>11 642</b>	<b>-16.2 %</b>	<b>83 658</b>	<b>93 943</b>	<b>-10.9 %</b>	1336 Leg slice, Retail	900.00	825.00	975.00			
Production							1312 Osso Buco, Fores Shank	822.50	695.00	950.00			
Calves (million lbs)	1.2	1.5	-20.0 %	10.4	11.5	-9.6 %	Shoulder Clod, Chuck	562.50	500.00	625.00			
Live weight (lbs)	222	220	0.9 %										
Dressed weight (lbs)	128	127	0.8 %										

Source : USDA

Northeast and North Central				Pennsylvania Vintage Calf Auction					
(Veal Carcass, Hot Basis – Paid to Producer (Hide off, 255-315 lbs))				Graded Holstein Bull Calves					
Special fed : milk fed, nature				February 20, 2020					
\$US / 100 lbs		Weighted Average Price	Min	Max			\$ / 100 lbs		
					Number 1	Weight	Head	Min	Max
						- 89 lbs	11	25.00	80.00
						90 - 120 lbs	114	15.00	142.50
						+ 120 lbs	13	60.00	135.00
						Beef Cross	17	125.00	240.00
					Number 2	- 100 lbs	99	35.00	120.00
						+ 100 lbs	130	40.00	110.00
					Number 3	- 100 lbs	199	10.00	82.00
						+ 100 lbs	106	15.00	84.00

\*This data remains unchanged from last week's Veal Supply at a Glance  
\* Does not include all head sold

Source : USDA