

Veal Supply at a Glance - Canada

For week ending March 7, 2020

Quebec Live Auction											
	2020				2019				Volume (YTD)		
	Number (head)	Price (\$ / 100 lbs)			Number (head)	Price (\$ / 100 lbs)			head		
Dairy Calves		Average	Min	Max		Average	Min	Max	2020	2019	% chg
Holstein Male	583	135.00	120.00	160.00	602	149.00	110.00	175.00	6 038	5 530	9.2 %
Good 90 -120 lbs	244	133.00	110.00	155.00	246	147.00	118.00	170.00	2 280	2 142	6.4 %
Average 90 - 140 lbs	419	118.00	80.00	150.00	509	113.00	80.00	140.00	4 832	4 571	5.7 %
Misc. - All weights	211	51.00	18.00	100.00	336	44.00	15.00	90.00	2 384	2 720	-12.4 %
Holstein Female											
Good 90 -120 lbs	74	119.00	60.00	160.00	49	109.00	50.00	190.00	738	417	77.0 %
Other milk breeds (all weights)	16	92.00	50.00	127.00	23	67.00	15.00	120.00	244	234	4.3 %
Crossbreeds dairy-butcher (all weights)	257	254.00	140.00	350.00	386	212.00	100.00	340.00	2 291	3 438	-33.4 %
A2 Grain fed veal calves (hide off)	1 298	250.20	n/a	n/a	1 362	215.10	n/a	n/a	14 362	14 721	-2.4 %
596 lbs live / 325-353 lbs hide off											

Ontario Live Auction											
	2020				2019				Volume (YTD)		
	Number (head)	Price (\$ / 100 lbs)			Number (head)	Price (\$ / 100 lbs)			head		
+ 600 lbs	568	121.78	106.90	134.17	758	89.53	75.36	103.88	5 663	6 540	-13.4 %
451 - 600 lbs	28	104.85	94.00	115.52	41	84.18	57.95	111.55	474	445	6.5 %
301 - 450 lbs	39	109.09	83.90	156.92	63	93.53	73.25	115.06	368	343	7.3 %
126 - 300 lbs	124	119.50	82.56	220.82	156	115.89	72.68	206.31	1 290	1 362	-5.3 %
- 125 lbs	771	131.71	81.91	273.17	700	132.58	80.76	255.03	8 142	6 852	18.8 %

Source: Beef Farmers of Ontario

Federally Inspected Slaughter									
	Weekly			Year to date			Carcass Weight lbs (Jan.)		
	2020	2019	% chg	2020	2019	% chg	2020	2019	% chg
Quebec	3 364	3 417	-1.6 %	32 244	33 912	-4.9 %	335	340	-1.3 %
Rest of Canada	0	145	-	0	1 660	-	N/A	391	-
Canada	3 364	3 562	-5.6 %	32 244	35 572	-9.4 %	335	342	-2.0 %

Source: Canadian Beef Grading Agency

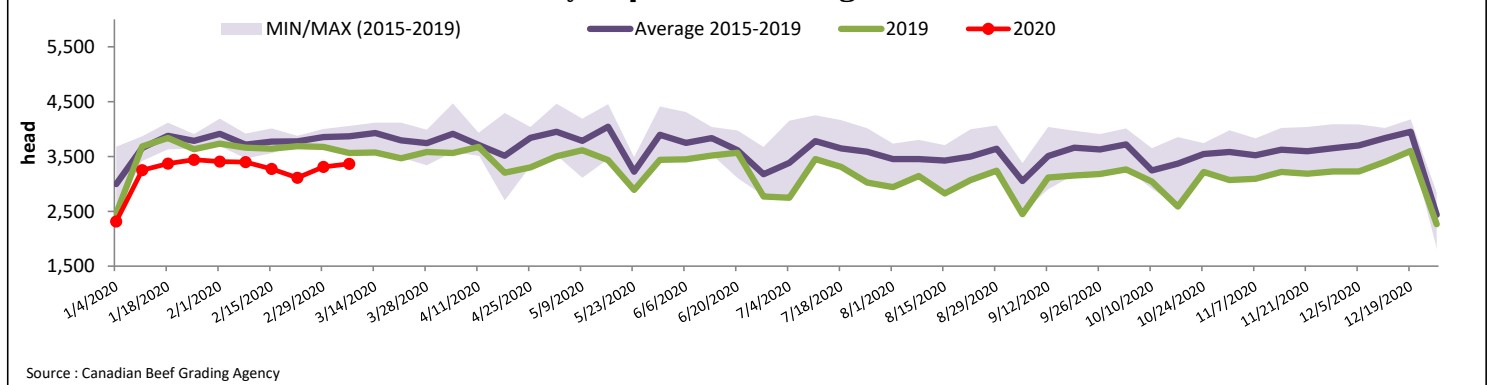
Source: Canadian Food Inspection Agency (CFIA)

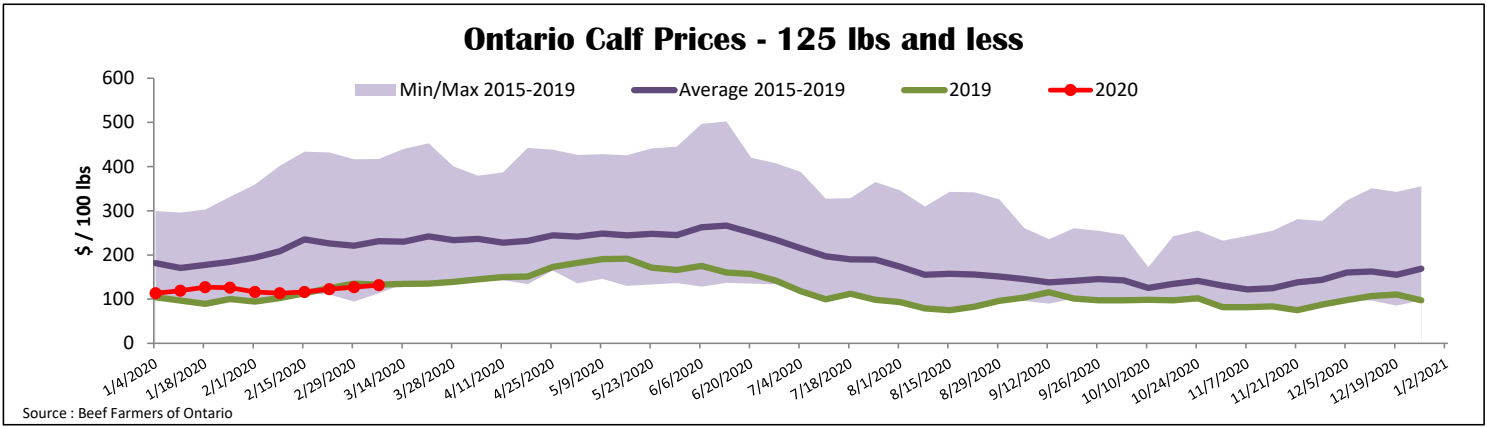
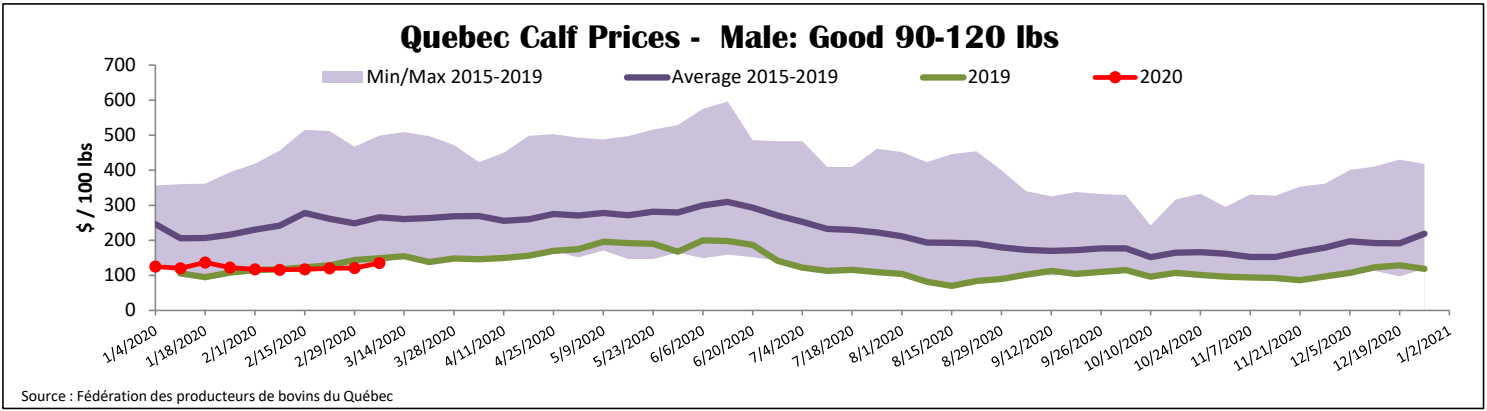
Domestic Exports					Imports				
Total veal (tonnes)	Jan. 1 - Jan. 31, 2020				Total veal (tonnes)	Jan. 1 - March 7, 2020			
	2020	2019	% chg			2020	2019	% chg	
United States	106	288	-63.1 %		211	504	-58.2 %		
United Arab Emirates	19	13	44.6 %		94	49	91.0 %		
Saint Pierre and Miquelon	1	1	14.3 %		58	58	-0.6 %		
Others	0	0			47	54	-13.1 %		
Total	126	302	-58.3 %		436	665	-34.5 %		
					EU-28 (Veal total)	85	58	91.0 %	

Source: Statistics Canada

Source: CFIA

Federally Inspected Calf Slaughter - Canada





United States

Week ending February 29, 2020

Federally Inspected Slaughter				Northeast and North Central U.S. Wholesale Price						
Weekly			Year to date			February 2020 Wholesale Price				
Milk-fed or nature	2020	2019	% chg	2020	2019	% chg	\$/100 lbs	Simple avg	Min	Max
North East & North Central	4 062	3 645	11.4 %	34 135	32 664	4.5 %	307 Rack, Ribeye	1 950.00	1 950.00	1 950.00
Other calves	5 719	7 747	-26.2 %	59 304	72 671	-18.4 %	332 Loin, Trimmed 4x4	610.00	525.00	695.00
Total	9 781	11 392	-14.1 %	93 439	105 335	-11.3 %	1336 Leg slice, Retail	900.00	825.00	975.00
Production							1312 Osso Buco, Foreshank	845.00	695.00	995.00
Calves (million lbs)	1.3	1.4	-7.1 %	11.7	12.9	-9.3 %	Shoulder Clod, Chuck	600.00	525.00	675.00
Live weight (lbs)	224	216	3.7 %							
Dressed weight (lbs)	130	125	4.0 %							

Source : USDA

Northeast and North Central				Pennsylvania Vintage Calf Auction					
(Veal Carcass, Hot Basis – Paid to Producer (Hide off, 255-315 lbs))				Graded Holstein Bull Calves					
Special fed : milk fed, nature				February 29, 2020					
\$US / 100 lbs	Weighted Average Price		Min	Max	Weight	Head	\$/ 100 lbs		
							Min	Max	
Non-Packer & Packers Owned	305.71		297.00	312.00	Number 1	- 89 lbs	2	55.00	72.50
						90 - 120 lbs	78	55.00	117.50
						+ 120 lbs	6	75.00	90.00
						Beef Cross	16	160.00	235.00
					Number 2	- 100 lbs	79	20.00	95.00
						+ 100 lbs	99	60.00	107.50
					Number 3	- 100 lbs	176	12.00	88.00
						+ 100 lbs	71	15.00	70.00

* Does not include all head sold

Source : USDA