

## Veal Supply at a Glance - Canada

For week ending April 11, 2020

Quebec Live Auction											
	2020				2019				Volume (YTD)		
	Number (head)	Price (\$ / 100 lbs)			Number (head)	Price (\$ / 100 lbs)			head		
Dairy Calves		Average	Min	Max		Average	Min	Max	2020	2019	% chg
Holstein Male											
Good 90 -120 lbs	525	125.00	110.00	155.00	618	150.00	130.00	165.00	8 769	8 889	-1.3 %
Good 121 - 140 lbs	188	124.00	110.00	150.00	195	146.00	120.00	165.00	3 203	3 186	0.5 %
Average 90 - 140 lbs	317	101.00	60.00	125.00	467	124.00	90.00	145.00	6 941	6 848	1.4 %
Misc. - All weights	147	49.00	30.00	85.00	275	46.00	15.00	100.00	3 356	4 034	-16.8 %
Holstein Female											
Good 90 -120 lbs	55	93.00	50.00	130.00	66	123.00	80.00	180.00	1 028	729	41.0 %
Other milk breeds (all weights)	19	86.00	70.00	110.00	27	69.00	10.00	125.00	434	357	21.6 %
Crossbreeds dairy-butcher (all weights)	165	203.00	125.00	275.00	333	252.00	120.00	400.00	3 289	5 165	-36.3 %
A2 Grain fed veal calves (hide off)	1 409	225.00	n/a	n/a	1 411	215.00	n/a	n/a	22 103	21 919	0.8 %
596 lbs live / 325-353 lbs hide off											

Ontario Live Auction											
	2020				2019				Volume (YTD)		
	Number (head)	Price (\$ / 100 lbs)			Number (head)	Price (\$ / 100 lbs)			head		
+ 600 lbs	597	110.22	97.79	120.54	800	85.21	72.72	96.86	9 310	10 886	-14.5 %
451 - 600 lbs	17	113.83	102.79	128.41	43	89.15	64.50	110.85	724	698	3.7 %
301 - 450 lbs	30	106.82	70.33	141.03	46	115.92	84.13	147.78	592	544	8.8 %
126 - 300 lbs	74	116.34	85.59	201.65	104	141.11	101.55	239.75	1 801	1 971	-8.6 %
- 125 lbs	592	133.34	73.03	281.27	658	149.95	99.36	270.89	11 690	10 555	10.8 %

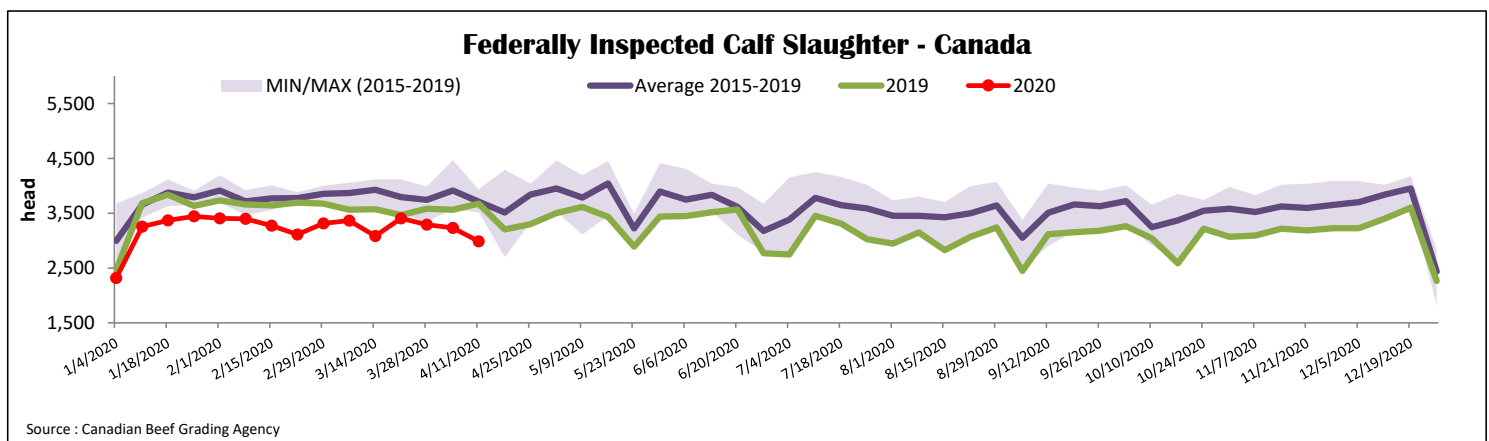
Source: Beef Farmers of Ontario

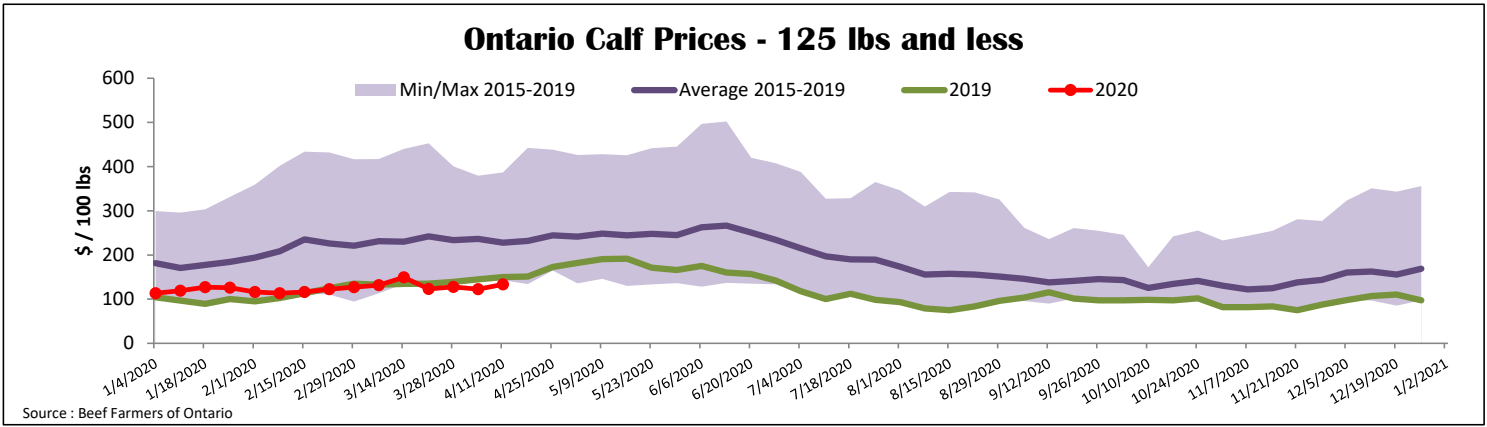
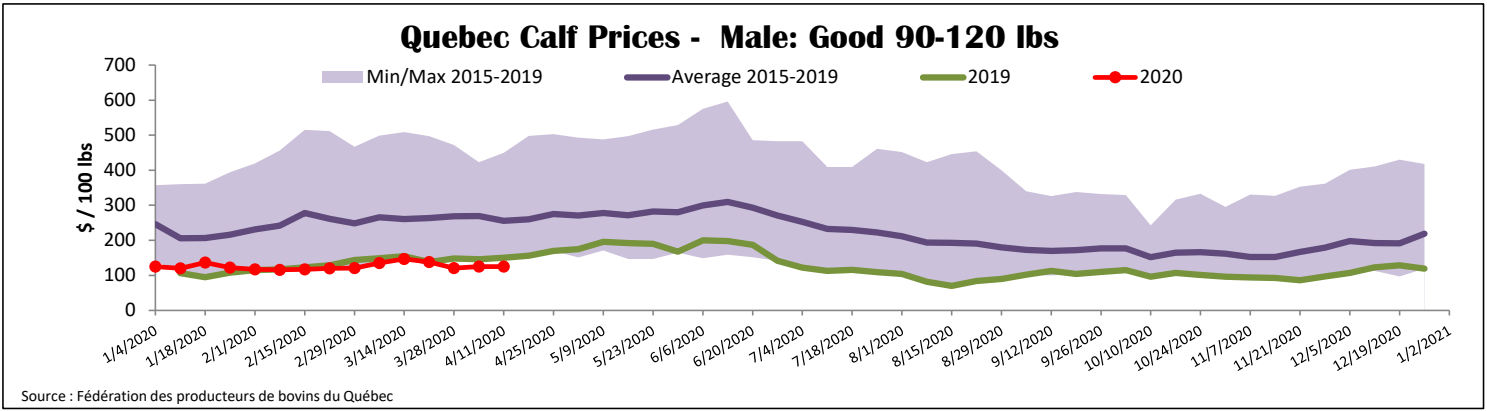
Federally Inspected Slaughter									
	Weekly			Year to date			Carcass Weight lbs (Jan.-Feb.)		
	2020	2019	% chg	2020	2019	% chg	2020	2019	% chg
Quebec	2 989	3 402	-12.1 %	48 244	50 900	-5.2 %	337	338	-0.4 %
Rest of Canada	0	273	-	0	2 530	-	N/A	357	-
<b>Canada</b>	<b>2 989</b>	<b>3 675</b>	<b>-18.7 %</b>	<b>48 244</b>	<b>53 430</b>	<b>-9.7 %</b>	<b>337</b>	<b>339</b>	<b>-0.7 %</b>

Source: Canadian Beef Grading Agency

Domestic Exports					Imports				
	Jan. 1 - Feb. 29, 2020					Jan. 1 - April 11, 2020			
	2020	2019	% chg			2020	2019	% chg	
Total veal (tonnes)					Total veal (tonnes)				
United States	267	510	-47.7 %		United States	281	675	-58.3 %	
United Arab Emirates	32	77	-59.0 %		New Zealand	108	49	120.3 %	
Saint Pierre and Miquelon	2	1	20.9 %		Australia	87	104	-16.5 %	
Others	0	0	-		<b>EU-28</b>				
<b>Total</b>	<b>300</b>	<b>589</b>	<b>-49.0 %</b>		Netherlands	75	87	-13.5 %	
					Others	27	0	-	
					<b>EU-28 total</b>	<b>102</b>	<b>87</b>	<b>17.1 %</b>	
					<b>Total</b>	<b>579</b>	<b>915</b>	<b>-36.7 %</b>	

Source: Statistics Canada





## United States

Week ending April 4, 2020

Federally Inspected Slaughter				Northeast and North Central U.S. Wholesale Price						
	Weekly			Year to date			March 2020 Wholesale Price			
	2020	2019	% chg	2020	2019	% chg	\$/100 lbs	Simple avg	Min	Max
Milk-fed or nature										
North East & North Central	2 944	3 664	-19.7 %	53 772	50 285	6.9 %	307 Rack, Ribeye	1 950.00	1 950.00	1 950.00
Other calves	4 928	6 227	-20.9 %	86 641	107 298	-19.3 %	332 Loin, Trimmed 4x4	610.00	525.00	695.00
<b>Total</b>	<b>7 872</b>	<b>9 891</b>	<b>-20.4 %</b>	<b>140 413</b>	<b>157 583</b>	<b>-10.9 %</b>	1336 Leg slice, Retail	900.00	825.00	975.00
Production							1312 Osso Buco, Foreshank	845.00	695.00	995.00
Calves (million lbs)	0.9	1.4	-35.7 %	17.8	19.6	-9.2 %	Shoulder Clod, Chuck	600.00	525.00	675.00
Live weight (lbs)	211	239	-11.7 %							
Dressed weight (lbs)	120	139	-13.7 %							

Source : USDA

Northeast and North Central				Pennsylvania Vintage Calf Auction				
(Veal Carcass, Hot Basis – Paid to Producer (Hide off, 255-315 lbs))				Graded Holstein Bull Calves				
Special fed : milk fed, nature				March 31, 2020				
\$US / 100 lbs	Weighted Average Price	Min	Max		Weight	Head	\$/ 100 lbs	
							Min	Max
Non-Packer & Packers Owned	303.76	295.00	312.00	Number 1	- 89 lbs	0	-	-
					90 - 120 lbs	9	80.00	85.00
					+ 120 lbs	4	80.00	80.00
					Beef Cross	0	-	-
				Number 2	- 100 lbs	14	50.00	75.00
					+ 100 lbs	30	75.00	80.00
				Number 3	- 100 lbs	97	20.00	65.00
					+ 100 lbs	36	60.00	60.00

\* Does not include all head sold

Source : USDA