

### Veal Supply at a Glance - Canada

For week ending May 16, 2020

Quebec Live Auction											
	2020				2019				Volume (YTD)		
	Number (head)	Price (\$ / 100 lbs)			Number (head)	Price (\$ / 100 lbs)			head		
Dairy Calves		Average	Min	Max		Average	Min	Max	2020	2019	% chg
Holstein Male											
Good 90 -120 lbs	516	137.00	120.00	155.00	694	192.00	155.00	210.00	11 148	11 845	-5.9 %
Good 121 - 140 lbs	187	140.00	120.00	160.00	228	186.00	150.00	210.00	4 059	4 124	-1.6 %
Average 90 - 140 lbs	373	116.00	90.00	135.00	517	164.00	120.00	195.00	8 851	8 966	-1.3 %
Misc. - All weights	158	79.00	40.00	135.00	327	85.00	20.00	150.00	4 230	5 331	-20.7 %
Holstein Female											
Good 90 -120 lbs	49	120.00	75.00	200.00	73	154.00	110.00	200.00	1 263	1 031	22.5 %
Other milk breeds (all weights)	20	92.00	60.00	130.00	33	102.00	20.00	200.00	543	494	9.9 %
Crossbreeds dairy-butcher (all weights)	177	284.00	100.00	355.00	387	267.00	150.00	480.00	4 133	6 847	-39.6 %
A2 Grain fed veal calves (hide off)	1 562	222.00	n/a	n/a	1 381	215.10	n/a	n/a	29 976	29 166	2.8 %
596 lbs live / 325-353 lbs hide off											

Ontario Live Auction											
	2020				2019				Volume (YTD)		
	Number (head)	Price (\$ / 100 lbs)			Number (head)	Price (\$ / 100 lbs)			head		
+ 600 lbs	643	114.12	103.83	124.88	766	92.52	78.10	106.46	12 242	14 761	-17.1 %
451 - 600 lbs	40	108.20	96.57	120.47	56	87.09	70.77	106.19	930	972	-4.3 %
301 - 450 lbs	38	144.58	109.32	175.71	39	123.95	82.62	162.12	735	779	-5.6 %
126 - 300 lbs	117	132.91	96.25	209.58	95	164.17	104.43	282.13	2 244	2 565	-12.5 %
- 125 lbs	683	144.79	82.87	305.24	807	191.58	134.77	330.47	14 611	14 240	2.6 %

Source: Beef Farmers of Ontario

Federally Inspected Slaughter									
	Weekly			Year to date			Carcass Weight lbs (Jan.-Mar.)		
	2020	2019	% chg	2020	2019	% chg	2020	2019	% chg
Quebec	3 405	3 286	3.6 %	63 939	67 303	-5.0 %	340	341	-0.3 %
Rest of Canada	0	147	-	1	3 182	-99.97 %	N/A	358	-
<b>Canada</b>	<b>3 405</b>	<b>3 433</b>	<b>-0.8 %</b>	<b>63 940</b>	<b>70 485</b>	<b>-9.3 %</b>	<b>337</b>	<b>339</b>	<b>-0.7 %</b>

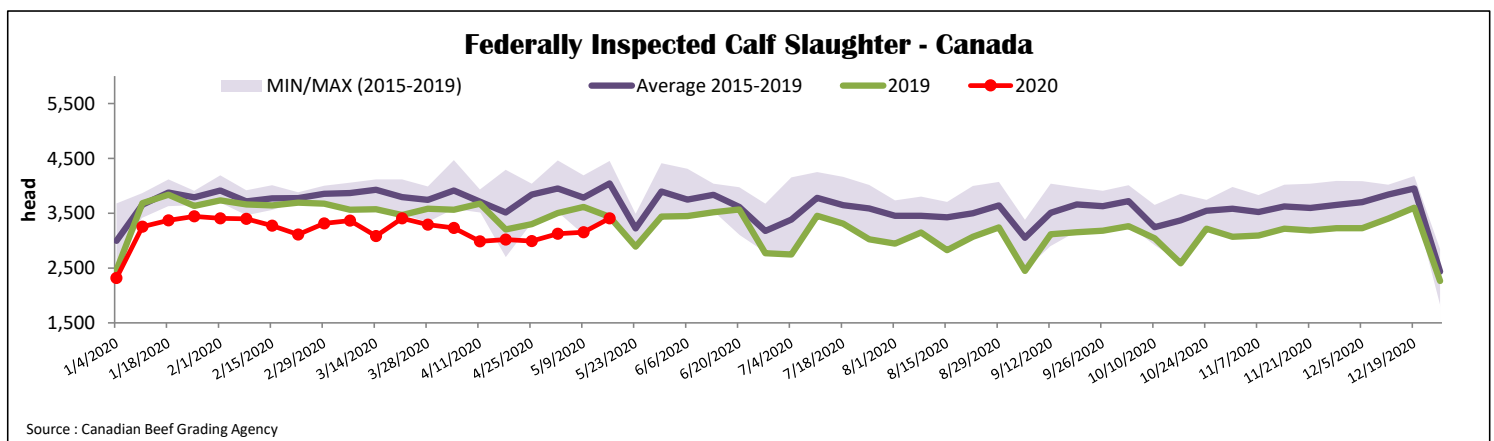
Source: Canadian Beef Grading Agency

Source: Canadian Food Inspection Agency (CFIA)

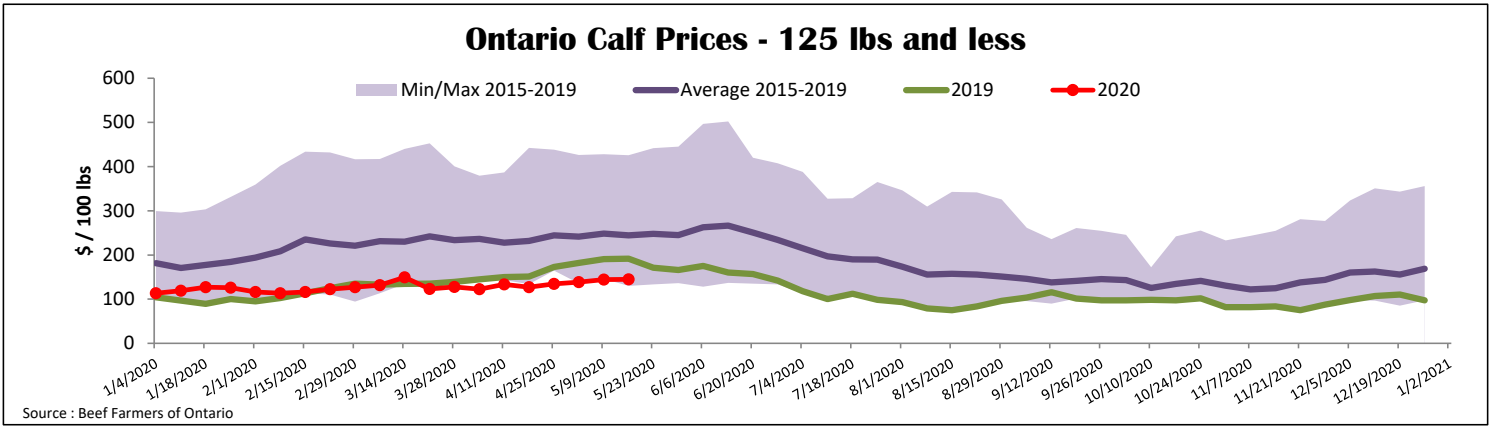
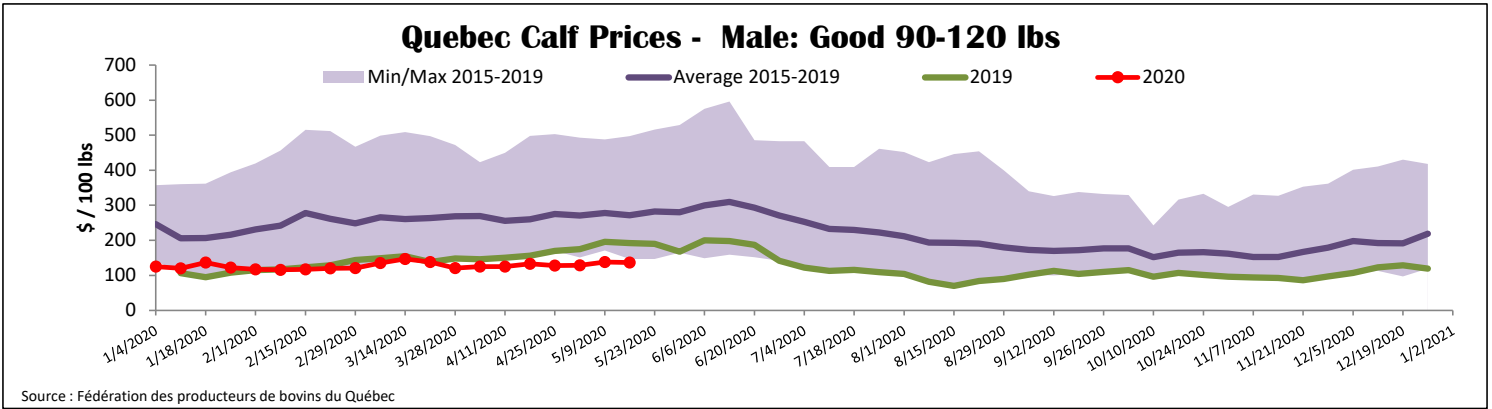
Domestic Exports					Imports				
Total veal (tonnes)	Jan. 1 - March 31, 2020				Total veal (tonnes)	Jan. 1 - May 16, 2020			
	2020	2019	% chg			2020	2019	% chg	
United States	426	726	-41.2 %		United States	304	741	-58.9 %	
United Arab Emirates	39	93	-58.3 %		New Zealand	108	49	-	
Saint Pierre and Miquelon	3	3	21.7 %		Australia	103	108	-4.2 %	
Others	0	5	-		<b>EU-28</b>				
<b>Total</b>	<b>468</b>	<b>826</b>	<b>-43.3 %</b>		Netherlands	95	138	-31.0 %	
					Others	27	0	-	
					<b>EU-28 total</b>	<b>122</b>	<b>138</b>	<b>-11.7 %</b>	
					<b>Total</b>	<b>638</b>	<b>1 036</b>	<b>-38.4 %</b>	

Source: Statistics Canada

Source: CFIA



Source: Canadian Beef Grading Agency



## United States

Week ending **May 9, 2020**

	Federally Inspected Slaughter			Year to date		
	2020	2019	% chg	2020	2019	% chg
Milk-fed or nature						
North East & North Central*	3 402	3 421	-0.6 %	67 310	68 415	-1.6 %
Other calves	3 495	6 157	-43.2 %	109 950	137 438	-20.0 %
<b>Total</b>	<b>6 897</b>	<b>9 578</b>	<b>-28.0 %</b>	<b>177 260</b>	<b>205 853</b>	<b>-13.9 %</b>
Production						
Calves (million lbs)	1.1	1.2	-8.3 %	23.1	26.3	-12.2 %
Live weight (lbs)	272	223	22.0 %			
Dressed weight (lbs)	160	129	24.0 %			

Source : USDA

Northeast and North Central U.S. Wholesale Price			
April 2020 Wholesale Price			
\$/100 lbs	Simple avg	Min	Max
307 Rack, Ribeye	1 950.00	1 950.00	1 950.00
332 Loin, Trimmed 4x4	610.00	525.00	695.00
1336 Leg slice, Retail	900.00	825.00	975.00
1312 Osso Buco, Foreshank	845.00	695.00	995.00
Shoulder Clod, Chuck	600.00	525.00	675.00

Source : USDA

North East & North Central				
(Veal Carcass, Hot Basis – Paid to Producer (Hide off, 255-315 lbs))				
Special fed : milk fed, nature				
\$US / 100 lbs	Weighted Average Price	Min	Max	
Non-Packer & Packers Owned*	284.28	260.00	300.00	

Source : USDA

Pennsylvania Calf Auction				
Graded Holstein Bull Calves				
May 8, 2020				
	Weight	Head	\$ / 100 lbs	
			Min	Max
Number 1	- 89 lbs	17	65.00	115.00
	90 - 120 lbs	76	80.00	240.00
	+ 120 lbs	3	80.00	90.00
	Beef Cross	20	125.00	290.00
Number 2	- 100 lbs	29	40.00	756.00
	+ 100 lbs	29	70.00	110.00
Number 3	- 100 lbs	30	10.00	85.00
	+ 100 lbs	10	35.00	75.00

\* Does not include all head sold

Source : USDA