



Veal Supply at a Glance - Canada

For week ending May 23, 2020

Quebec Live Auction											
	2020				2019				Volume (YTD)		
	Number (head)	Price (\$ / 100 lbs)			Number (head)	Price (\$ / 100 lbs)			head		
Dairy Calves											
Holstein Male		Average	Min	Max		Average	Min	Max	2020	2019	% chg
Good 90 -120 lbs	512	152.00	130.00	175.00	500	190.00	160.00	220.00	11 660	12 345	-5.5 %
Good 121 - 140 lbs	179	154.00	135.00	170.00	176	188.00	160.00	215.00	4 238	4 300	-1.4 %
Average 90 - 140 lbs	346	129.00	100.00	170.00	475	161.00	120.00	200.00	9 197	9 441	-2.6 %
Misc. - All weights	169	76.00	30.00	130.00	299	68.00	20.00	120.00	4 399	5 630	-21.9 %
Holstein Female											
Good 90 -120 lbs	69	125.00	90.00	185.00	61	148.00	120.00	200.00	1 332	1 092	22.0 %
Other milk breeds (all weights)	14	79.00	20.00	120.00	19	86.00	10.00	145.00	557	513	8.6 %
Crossbreeds dairy-butcher (all weights)	188	291.00	150.00	370.00	318	270.00	145.00	400.00	4 321	7 165	-39.7 %
A2 Grain fed veal calves (hide off)	1 482	222.00	n/a	n/a	1 584	215.10	n/a	n/a	31 462	30 750	2.3 %
596 lbs live / 325-353 lbs hide off											

Ontario Live Auction											
	2020				2019				Volume (YTD)		
	Number (head)	Price (\$ / 100 lbs)			Number (head)	Price (\$ / 100 lbs)			head		
+ 600 lbs	643	112.62	100.27	128.29	768	95.30	81.50	108.07	12 885	15 529	-17.0 %
451 - 600 lbs	42	110.32	93.93	118.57	65	81.37	64.11	97.23	972	1 037	-6.3 %
301 - 450 lbs	36	195.57	123.83	236.99	77	102.66	78.00	152.39	771	856	-9.9 %
126 - 300 lbs	140	161.04	110.76	265.21	144	137.07	98.05	233.66	2 384	2 709	-12.0 %
- 125 lbs	673	158.31	99.68	305.29	769	170.92	106.66	351.87	15 284	15 009	1.8 %

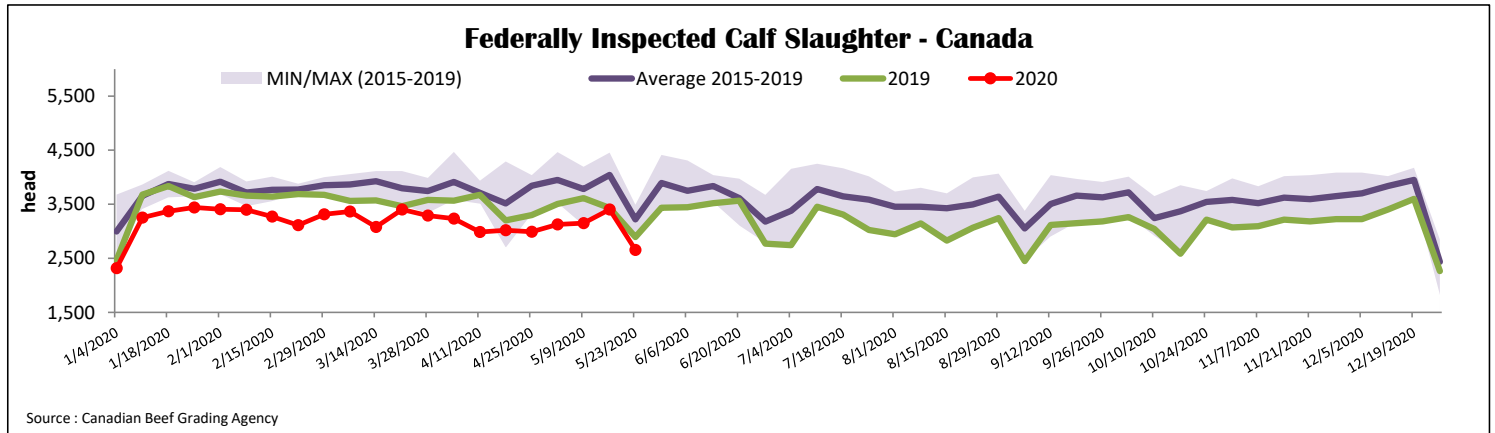
Source: Beef Farmers of Ontario

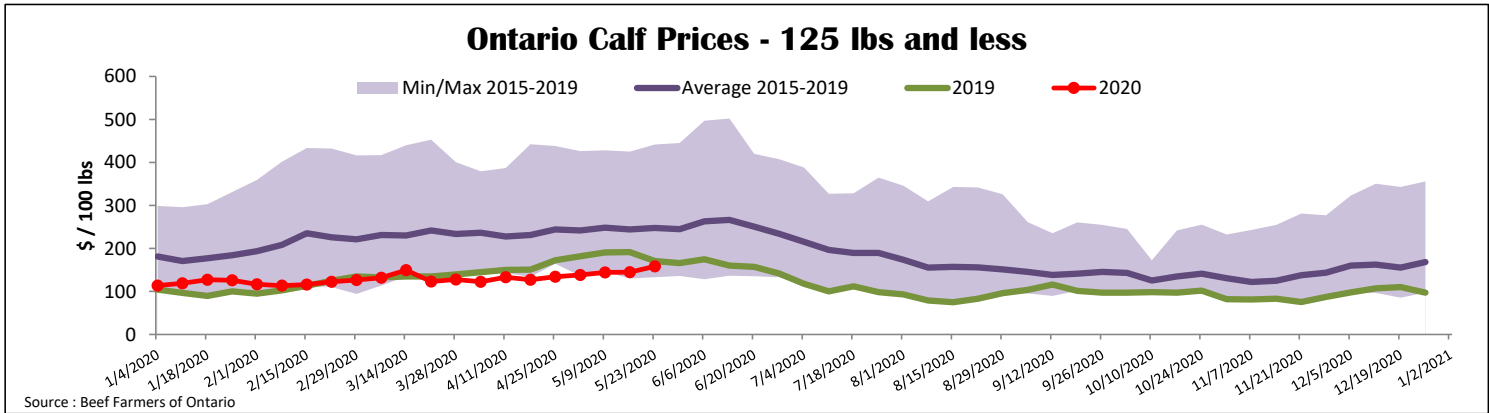
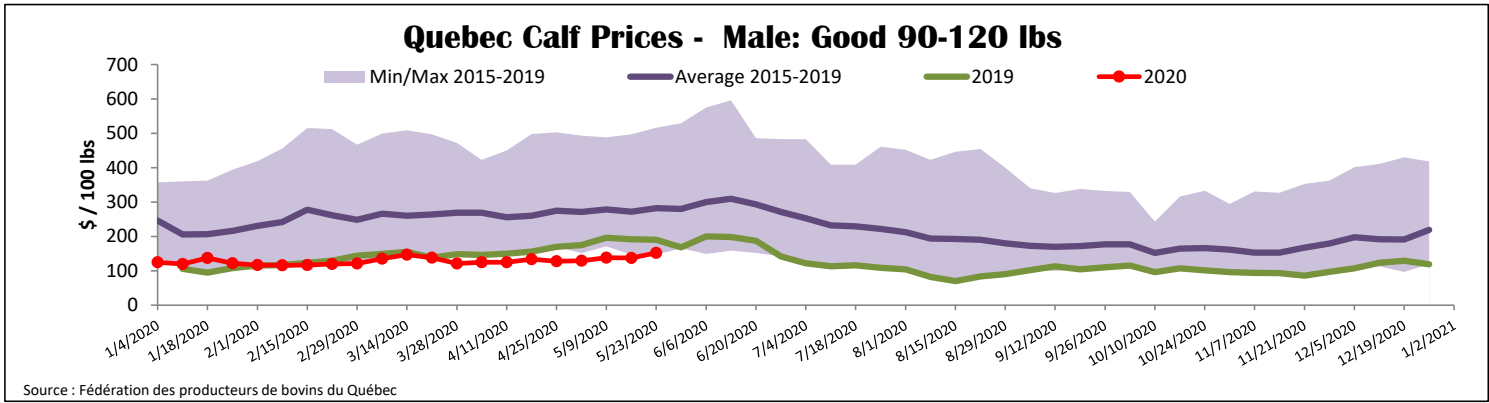
Federally Inspected Slaughter												
	2020			2019			Year to date			Carcass Weight lbs (Jan.-Mar.)		
		Weekly	% chg			% chg	2020	2019	% chg	2020	2019	% chg
Quebec	2 656	2 744	-3.2 %	66 595	70 047	-4.9 %	340	341	-0.3 %			
Rest of Canada	0	148	-	1	3 330	-99.97 %	N/A	358	-			
Canada	2 656	2 892	-8.2 %	66 596	73 377	-9.2 %	337	339	-0.7 %			

Source: Canadian Beef Grading Agency

Domestic Exports					Imports						
Jan. 1 - March 31, 2020					Jan. 1 - May 23, 2020						
	2020	2019	% chg		2020	2019	% chg		2020	2019	% chg
Total veal (tonnes)				Total veal (tonnes)							
United States	426	726	-41.2 %	United States	306	754	-59.4 %				
United Arab Emirates	39	93	-58.3 %	New Zealand	108	49	-				
Saint Pierre and Miquelon	3	3	21.7 %	Australia	103	108	-4.2 %				
Others	0	5	-	EU-28							
Total	468	826	-43.3 %	Netherlands	120	143	-16.4 %				
				Others	27	0	-				
				EU-28 total	147	143	2.2 %				
				Total	664	1 054	-37.0 %				

Source: Statistics Canada





United States											
Week ending May 16, 2020											
Federally Inspected Slaughter					Northeast and North Central U.S. Wholesale Price						
			Weekly						April 2020 Wholesale Price		
			Year to date								
Milk-fed or nature	2020	2019	% chg	2020	2019	% chg	\$/100 lbs	Simple avg	Min	Max	
North East & North Central*	3 919	3 763	4.1 %	71 229	72 178	-1.3 %	307 Rack, Ribeye	1 950.00	1 950.00	1 950.00	
Other calves	3 883	6 253	-37.9 %	113 833	143 691	-20.8 %	332 Loin, Trimmed 4x4	610.00	525.00	695.00	
Total	7 802	10 016	-22.1 %	185 062	215 869	-14.3 %	1336 Leg slice, Retail	900.00	825.00	975.00	
Production							1312 Osso Buco, Foreshank	845.00	695.00	995.00	
Calves (million lbs)	1.3	1.4	-7.1 %	24.4	27.7	-11.9 %	Shoulder Clod, Chuck	600.00	525.00	675.00	
Live weight (lbs)	277	236	17.4 %								
Dressed weight (lbs)	163	138	18.1 %								
						Source : USDA					
						Source : USDA					
North East & North Central					Pennsylvania Calf Auction						
(Veal Carcass, Hot Basis – Paid to Producer (Hide off, 255-315 lbs))					Graded Holstein Bull Calves						
Special fed : milk fed, nature					May 15, 2020						
					\$/ 100 lbs						
		Weighted Average Price		Min		Max					
\$US / 100 lbs											
Non-Packer & Packers Owned*		284.17		260.00		300.00					
					\$ / 100 lbs						
		Weight		Head		Min		Max			
Number 1		- 89 lbs		20		70.00		100.00			
		90 - 120 lbs		48		70.00		115.00			
		+ 120 lbs		-		-		-			
		Beef Cross		13		135.00		220.00			
Number 2		- 100 lbs		35		50.00		105.00			
		+ 100 lbs		12		50.00		100.00			
Number 3		- 100 lbs		15		20.00		90.00			
		+ 100 lbs		4		30.00		70.00			
* Does not include all head sold											
					Source : USDA						