

## Veal Supply at a Glance - Canada

For week ending June 6, 2020

Quebec Live Auction											
	2020				2019				Volume (YTD)		
	Number (head)	Price (\$ / 100 lbs)			Number (head)	Price (\$ / 100 lbs)			head		
Dairy Calves											
Holstein Male		Average	Min	Max		Average	Min	Max	2020	2019	% chg
Good 90 -120 lbs	645	161.00	140.00	190.00	734	200.00	175.00	225.00	12 925	13 653	-5.3 %
Good 121 - 140 lbs	201	157.00	140.00	185.00	211	199.00	165.00	225.00	4 617	4 746	-2.7 %
Average 90 - 140 lbs	453	131.00	100.00	160.00	509	169.00	130.00	205.00	10 101	10 406	-2.9 %
Misc. - All weights	238	63.00	20.00	110.00	322	79.00	30.00	150.00	4 847	6 321	-23.3 %
Holstein Female											
Good 90 -120 lbs	86	131.00	90.00	270.00	76	148.00	120.00	195.00	1 458	1 228	18.7 %
Other milk breeds (all weights)	23	102.00	40.00	210.00	32	100.00	35.00	235.00	619	565	9.6 %
Crossbreeds dairy-butcher (all weights)	288	310.00	190.00	415.00	435	294.00	110.00	490.00	4 841	7 993	-39.4 %
A2 Grain fed veal calves (hide off)	1 286	222.00	n/a	n/a	1 540	215.00	n/a	n/a	34 154	33 728	1.3 %
596 lbs live / 325-353 lbs hide off											

Ontario Live Auction											
	2020				2019				Volume (YTD)		
	Number (head)	Price (\$ / 100 lbs)			Number (head)	Price (\$ / 100 lbs)			head		
+ 600 lbs	534	112.74	100.69	129.07	774	95.42	83.21	107.07	14 102	17 182	-17.9 %
451 - 600 lbs	53	106.33	95.78	118.48	52	90.78	75.71	103.87	1 087	1 168	-6.9 %
301 - 450 lbs	23	121.82	91.22	163.91	49	126.26	97.94	171.45	838	966	-13.3 %
126 - 300 lbs	121	153.40	111.60	246.48	103	162.49	103.24	334.94	2 644	2 969	-10.9 %
- 125 lbs	827	157.25	95.06	330.06	831	175.05	111.59	332.48	16 823	16 599	1.3 %

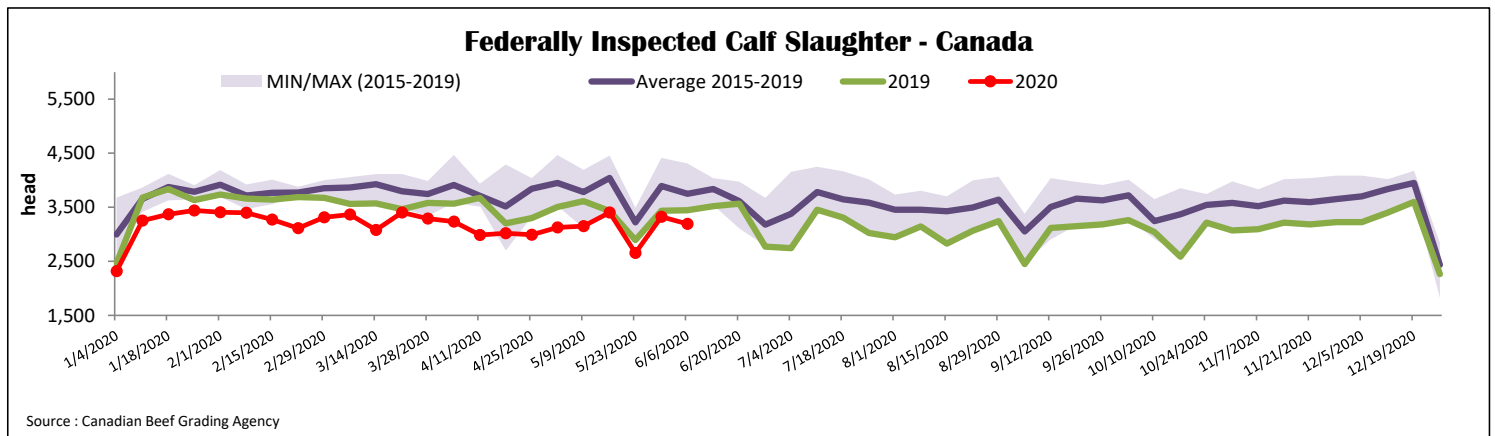
Source: Beef Farmers of Ontario

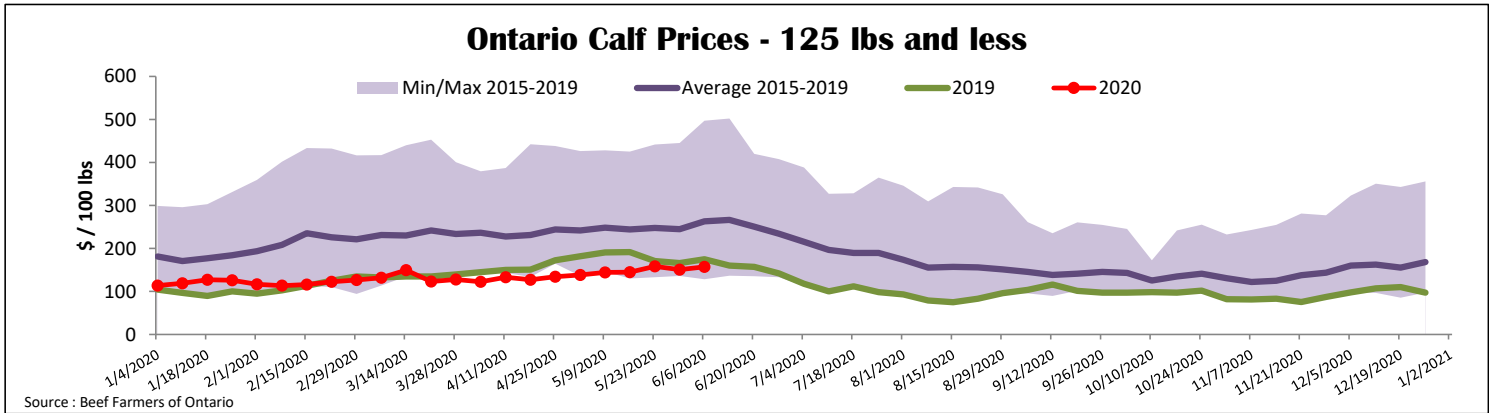
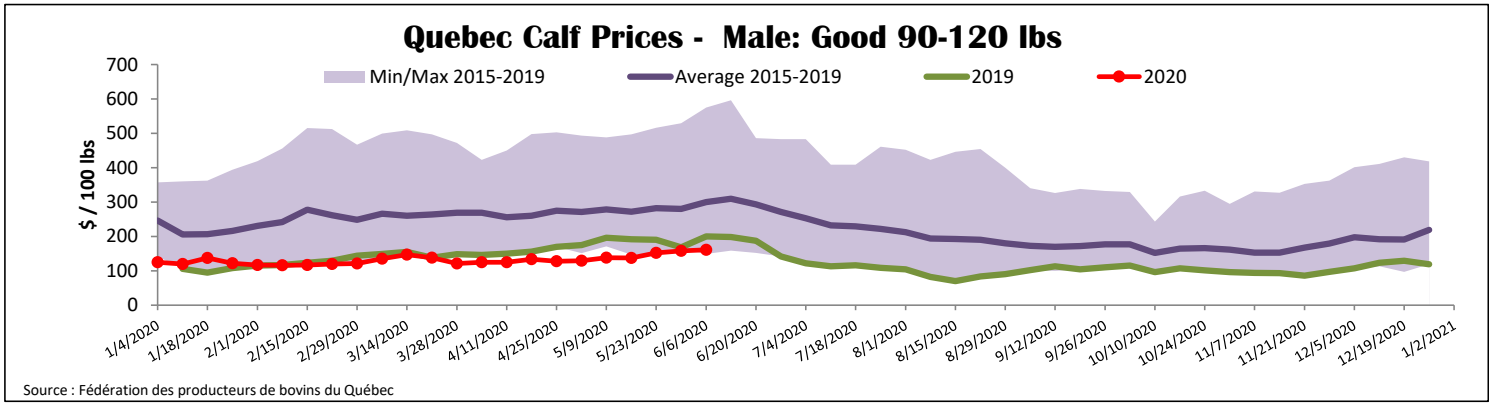
Federally Inspected Slaughter									
	Weekly			Year to date			Carcass Weight lbs (Jan.-Mar.)		
	2020	2019	% chg	2020	2019	% chg	2020	2019	% chg
Quebec	3 194	3 285	-2.8 %	73 111	76 623	-4.6 %	340	341	-0.3 %
Rest of Canada	0	161	-	1	3 637	-99.97 %	N/A	358	-
<b>Canada</b>	<b>3 194</b>	<b>3 446</b>	<b>-7.3 %</b>	<b>73 112</b>	<b>80 260</b>	<b>-8.9 %</b>	<b>337</b>	<b>339</b>	<b>-0.7 %</b>

Source: Canadian Beef Grading Agency / Source: Canadian Food Inspection Agency (CFIA)

Domestic Exports					Imports				
Total veal (tonnes)	Jan. 1 - April 30, 2020				Total veal (tonnes)	Jan. 1 - June 6, 2020			
	2020	2019	% chg			2020	2019	% chg	
United States	561	940	-40.3 %		United States	365	781	-53.2 %	
United Arab Emirates	39	102	-62.1 %		New Zealand	108	49	-	
Saint Pierre and Miquelon	4	4	13.2 %		Australia	105	108	-2.8 %	
Others	0	5	-		<b>EU-28</b>				
					Netherlands	125	155	-19.2 %	
					Others	27	0	-	
<b>Total</b>	<b>604</b>	<b>1 051</b>	<b>-42.6 %</b>		<b>EU-28 total</b>	<b>152</b>	<b>156</b>	<b>-2.3 %</b>	
					<b>Total</b>	<b>731</b>	<b>1 094</b>	<b>-33.2 %</b>	

Source: Statistics Canada / Source: CFIA





<b>United States</b>											
Week ending May 30, 2020											
<b>Federally Inspected Slaughter</b>					<b>Northeast and North Central U.S. Wholesale Price</b>						
			Weekly						May 2020 Wholesale Price		
	<b>2020</b>	<b>2019</b>	<b>% chg</b>	<b>2020</b>	<b>2019</b>	<b>% chg</b>	\$/100 lbs	Simple avg	Min	Max	
Milk-fed or nature							307 Rack, Ribeye	1 950.00	1 950.00	1 950.00	
North East & North Central*	3 603	2 969	21.4 %	78 410	78 818	-0.5 %	332 Loin, Trimmed 4x4	610.00	525.00	695.00	
Other calves	3 553	6 599	-46.2 %	120 780	156 554	-22.9 %	1336 Leg slice, Retail	900.00	825.00	975.00	
<b>Total</b>	<b>7 156</b>	<b>9 568</b>	<b>-25.2 %</b>	<b>199 190</b>	<b>235 372</b>	<b>-15.4 %</b>	1312 Osso Buco, Foreshank	845.00	695.00	995.00	
Production							Shoulder Clod, Chuck	600.00	525.00	675.00	
Calves (million lbs)	1.1	1.2	-8.3 %	26.6	30.3	-12.2 %					
Live weight (lbs)	265	220	20.5 %								
Dressed weight (lbs)	155	127	22.0 %								
					Source : USDA						
<b>North East &amp; North Central</b>					<b>Pennsylvania Calf Auction</b>						
(Veal Carcass, Hot Basis – Paid to Producer (Hide off, 255-315 lbs))					Graded Holstein Bull Calves						
Special fed : milk fed, nature					May 29, 2020						
\$US / 100 lbs	Weighted Average Price			Min	Max						
	283.68			260.00	300.00						
Non-Packer & Packers Owned*											
					\$ / 100 lbs						
					Number 1	Weight	Head	Min	Max		
						- 89 lbs	18	72.50	110.00		
						90 - 120 lbs	84	77.50	140.00		
						+ 120 lbs	6	80.00	125.00		
						Beef Cross	17	165.00	290.00		
					Number 2	- 100 lbs	37	55.00	110.00		
						+ 100 lbs	24	67.50	120.00		
					Number 3	- 100 lbs	30	10.00	95.00		
						+ 100 lbs	6	40.00	65.00		
					* Does not include all head sold						
					Source : USDA						