

Veal Supply at a Glance - Canada

For week ending July 18, 2020

Quebec Live Auction											
	2020				2019				Volume (YTD)		
	Number (head)	Average Price (\$ / 100 lbs)	Min	Max	Number (head)	Average Price (\$ / 100 lbs)	Min	Max	2020 head	2019 head	% chg
Dairy Calves											
Holstein Male											
Good 90 - 120 lbs	660	113.00	100.00	130.00	778	116.00	100.00	135.00	16 692	17 865	-6.6 %
Good 121 - 140 lbs	193	118.00	80.00	135.00	204	118.00	100.00	140.00	5 757	5 892	-2.3 %
Average 90 - 140 lbs	461	86.00	50.00	120.00	516	73.00	70.00	120.00	12 968	13 417	-3.3 %
Misc. - All weights	338	40.00	20.00	70.00	332	39.00	14.00	70.00	6 479	8 716	-25.7 %
Holstein Female											
Good 90 - 120 lbs	78	103.00	30.00	220.00	86	85.00	40.00	175.00	1 926	1 639	17.5 %
Other milk breeds (all weights)	37	54.00	10.00	100.00	30	65.00	30.00	120.00	805	770	4.5 %
Crossbreeds dairy-butcher (all weights)	319	187.00	100.00	280.00	477	229.00	65.00	390.00	6 473	10 734	-39.7 %
A2 Grain fed veal calves (hide off)	1 353	230.20	n/a	n/a	1 399	215.00	n/a	n/a	42 732	42 444	0.7 %
596 lbs live / 325-353 lbs hide off											

Ontario Live Auction											
	2020				2019				Volume (YTD)		
	Number (head)	Average Price (\$ / 100 lbs)	Min	Max	Number (head)	Average Price (\$ / 100 lbs)	Min	Max	2020 head	2019 head	% chg
+ 600 lbs	603	128.78	118.96	143.07	730	91.40	81.31	104.13	17 825	21 654	-17.7 %
451 - 600 lbs	39	108.79	94.41	128.33	44	81.36	59.98	104.16	1 284	1 443	-11.0 %
301 - 450 lbs	29	113.88	70.82	158.41	27	99.59	63.33	146.44	990	1 171	-15.5 %
126 - 300 lbs	141	109.85	66.66	177.94	111	123.91	66.75	261.91	3 420	3 712	-7.9 %
- 125 lbs	819	105.91	60.72	221.10	1 046	112.11	56.88	285.02	22 026	22 371	-1.5 %

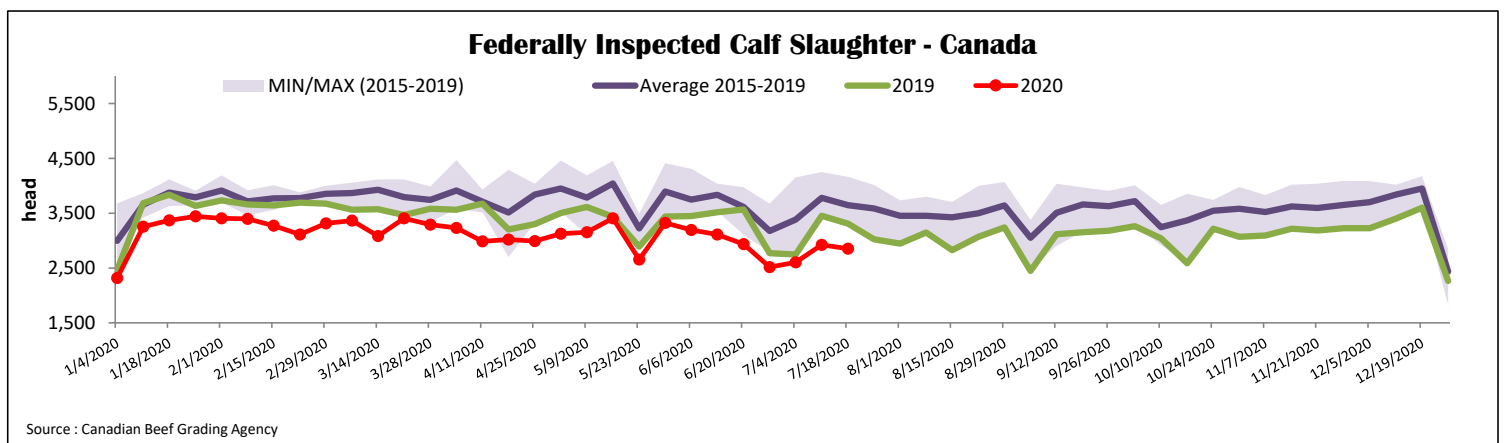
Source: Beef Farmers of Ontario

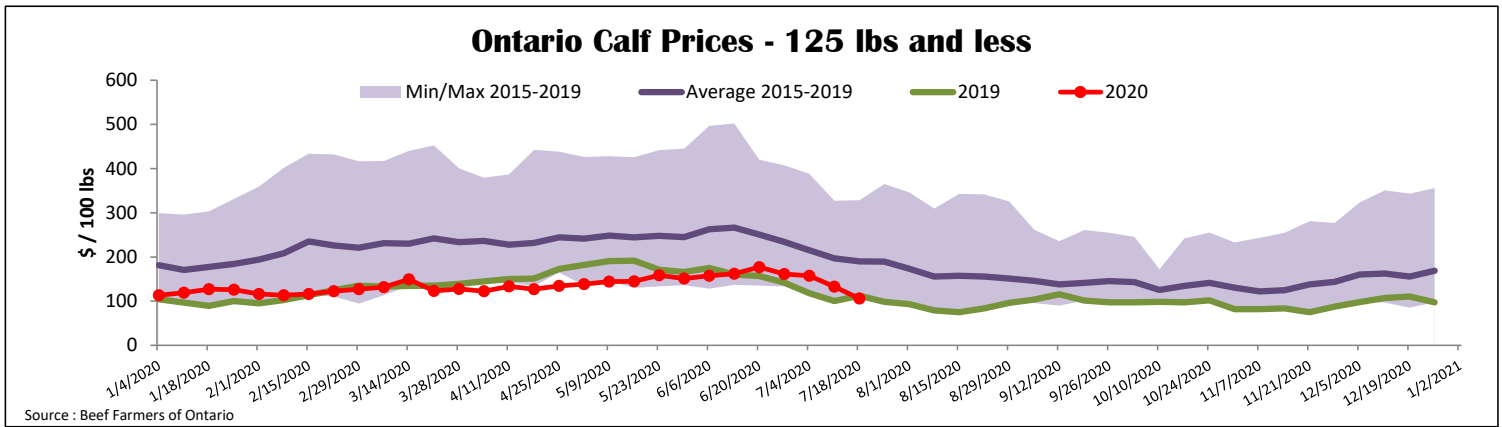
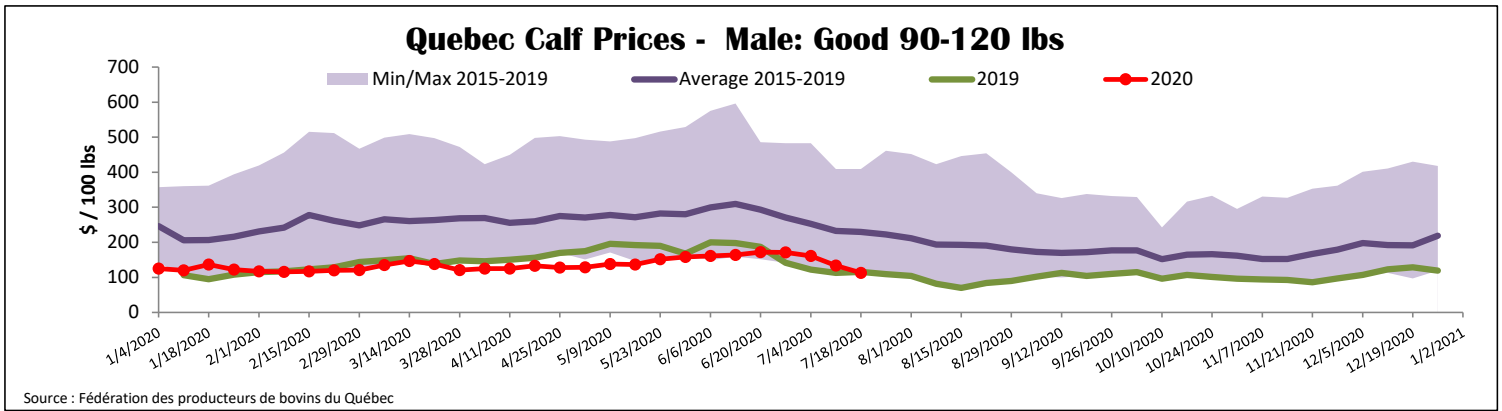
Federally Inspected Slaughter									
	Weekly			Year to date			Carcass Weight lbs (Jan.-May.)		
	2020	2019	% chg	2020	2019	% chg	2020	2019	% chg
Quebec	2 854	3 148	-9.3 %	90 053	95 041	-5.2 %	344	341	0.9 %
Rest of Canada	0	161	-	1	4 583	-99.98 %	449	364	23.4 %
Canada	2 854	3 309	-13.8 %	90 054	99 624	-9.6 %	344	342	0.6 %

Source: Canadian Beef Grading Agency / Source: Canadian Food Inspection Agency (CFIA)

Domestic Exports					Imports							
	Jan. 1 - May 31, 2020	2020			2019			Jan. 1 - July 18, 2020	2020		2019	
		2020	2019	% chg	2020	2019	% chg		2020	2019	% chg	
Total veal (tonnes)		757	1 149	-34.1 %	417	901	-53.8 %					
United States		40	115	-65.2 %	108	49	-					
United Arab Emirates		5	5	2.1 %	105	132	-20.6 %					
Saint Pierre and Miquelon		0	5	-								
Others		802	1 274	-37.0 %								
Total		802	1 274	-37.0 %	189	211	-10.6 %	819	1 294	-36.7 %		

Source: Statistics Canada / Source: CFIA





United States

Week ending July 11, 2020

Federally Inspected Slaughter				Northeast and North Central U.S. Wholesale Price						
	Weekly			Year to date			June 2020 Wholesale Price			
	2020	2019	% chg	2020	2019	% chg	\$/100 lbs	Simple avg	Min	Max
Milk-fed or nature										
North East & North Central*	3 790	3 629	4.4 %	100 283	100 186	0.1 %	307 Rack, Ribeye	1 950.00	1 950.00	1 950.00
Other calves	4 866	8 951	-45.6 %	148 296	201 896	-26.5 %	332 Loin, Trimmed 4x4	610.00	525.00	695.00
Total	8 656	12 580	-31.2 %	248 579	302 082	-17.7 %	1336 Leg slice, Retail	900.00	825.00	975.00
Production							1312 Osso Buco, Foreshank	845.00	695.00	995.00
Calves (million lbs)	1.3	1.5	-13.3 %	33.9	38.6	-12.2 %	Shoulder Clod, Chuck	600.00	525.00	675.00
Live weight (lbs)	253	204	24.0 %							
Dressed weight (lbs)	148	117	26.5 %							

Source : USDA

North East & North Central					Pennsylvania Calf Auction						
(Veal Carcass, Hot Basis – Paid to Producer (Hide off, 255-315 lbs))					Graded Holstein Bull Calves						
Special fed : milk fed, nature					July 10, 2020						
\$US / 100 lbs					\$/ 100 lbs						
Non-Packer & Packers Owned*					Weight						
					Head						
					Min						
					Max						
				Weighted Average Price	Min	Max	Number 1	- 89 lbs	16	70.00	105.00
				282.89	260.00	300.00		90 - 120 lbs	154	75.00	122.00
								+ 120 lbs	9	85.00	107.00
								Beef Cross	49	110.00	270.00
							Number 2	- 100 lbs	123	50.00	107.00
								+ 100 lbs	106	50.00	110.00
							Number 3	- 100 lbs	180	15.00	92.00
								+ 100 lbs	60	17.50	90.00

* Does not include all head sold

Source : USDA