

### Veal Supply at a Glance - Canada

For week ending September 5, 2020

Quebec Live Auction											
	2020				2019				Volume (YTD)		
	Number	Price (\$ / 100 lbs)			Number	Price (\$ / 100 lbs)			head		
	(head)	Average	Min	Max	(head)	Average	Min	Max	2020	2019	% chg
Dairy Calves											
Holstein Male											
Good 90 - 120 lbs	735	99.00	80.00	120.00	740	102.00	80.00	120.00	21 234	22 434	-5.3 %
Good 121 - 140 lbs	216	104.00	87.00	120.00	169	104.00	80.00	125.00	7 018	7 073	-0.8 %
Average 90 - 140 lbs	396	73.00	50.00	100.00	427	76.00	50.00	100.00	16 007	16 648	-3.9 %
Misc. - All weights	250	38.00	30.00	60.00	324	34.00	20.00	60.00	8 126	10 710	-24.1 %
Holstein Female											
Good 90 - 120 lbs	67	68.00	30.00	315.00	82	81.00	30.00	160.00	2 423	2 066	17.3 %
Other milk breeds (all weights)	37	55.00	30.00	80.00	43	56.00	20.00	150.00	1 057	1 012	4.4 %
Crossbreeds dairy-butcher (all weights)	305	241.00	120.00	420.00	565	237.00	55.00	420.00	8 444	13 972	-39.6 %
A2 Grain fed veal calves (hide off)	1 594	230.00	n/a	n/a	1 142	215.10	n/a	n/a	52 693	50 689	4.0 %
596 lbs live / 325-353 lbs hide off											

Ontario Live Auction											
	2020				2019				Volume (YTD)		
	Number	Price (\$ / 100 lbs)			Number	Price (\$ / 100 lbs)			head		
	(head)	Average	Min	Max	(head)	Average	Min	Max	2020	2019	% chg
+ 600 lbs	561	118.67	107.41	129.89	554	104.35	92.96	117.26	22 328	26 410	-15.5 %
451 - 600 lbs	19	106.48	101.21	111.32	72	101.86	86.65	110.26	1 547	1 839	-15.9 %
301 - 450 lbs	20	127.18	91.95	156.30	39	124.96	92.92	156.46	1 210	1 412	-14.3 %
126 - 300 lbs	159	108.19	68.24	173.17	123	110.15	68.58	205.29	4 261	4 590	-7.2 %
- 125 lbs	911	121.42	67.70	295.49	880	103.49	46.67	329.83	28 215	28 995	-2.7 %

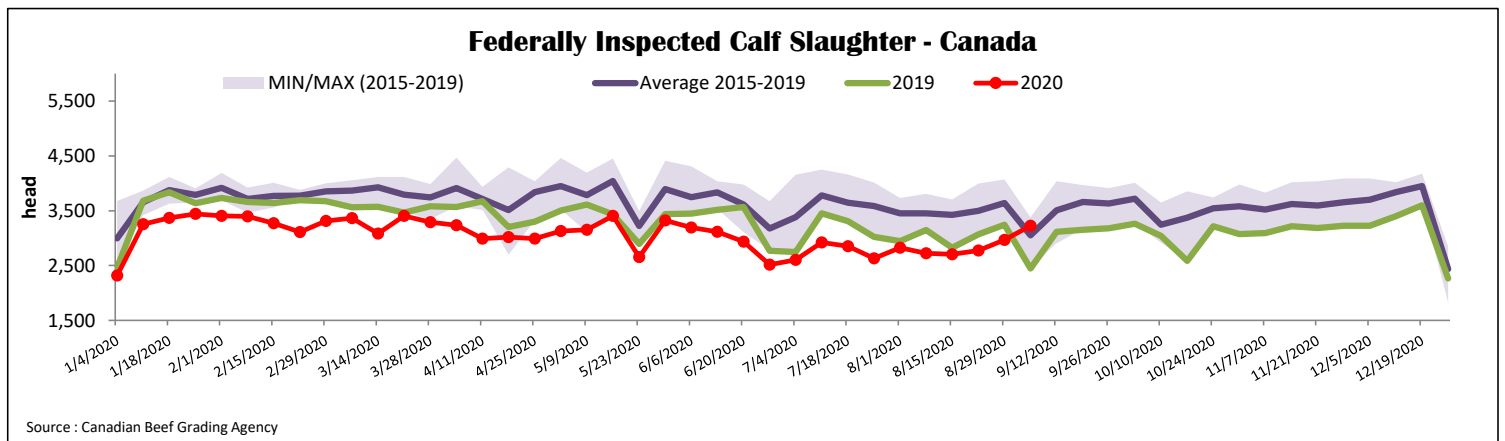
Source: Beef Farmers of Ontario

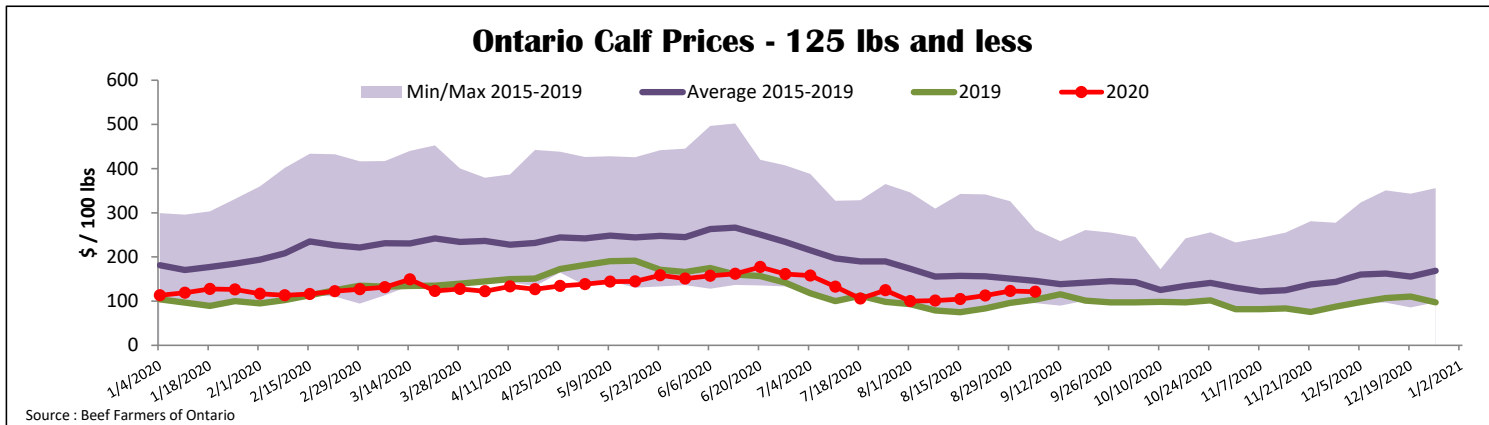
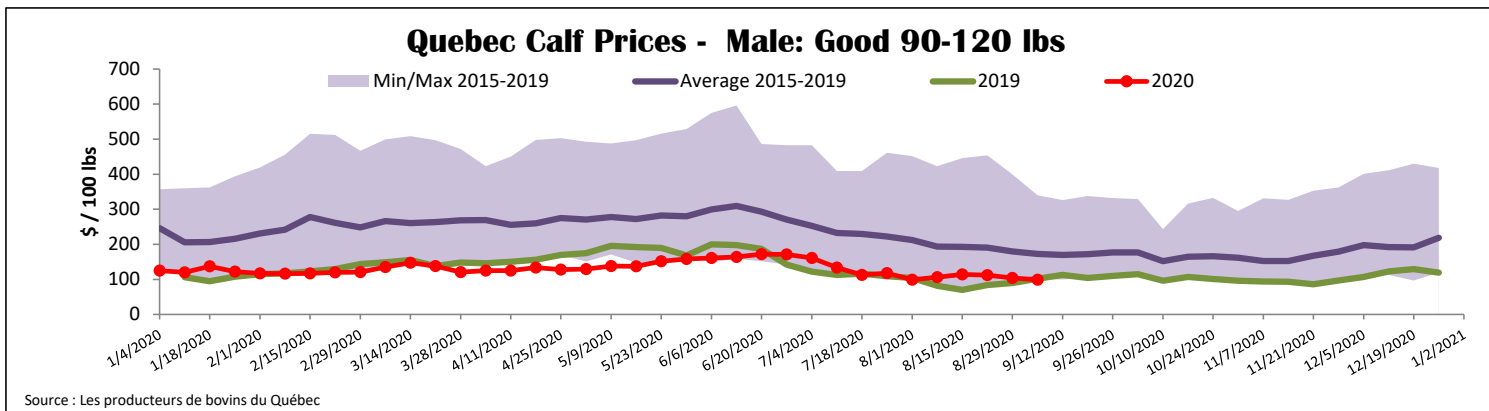
Federally Inspected Slaughter									
	Weekly			Year to date			Carcass Weight lbs (Jan.-July.)		
	2020	2019	% chg	2020	2019	% chg	2020	2019	% chg
Quebec	3 227	2 289	41.0 %	109 912	114 471	-4.0 %	345	338	2.0 %
Rest of Canada	0	160	-	1	5 852	-99.98 %	449	375	19.7 %
<b>Canada</b>	<b>3 227</b>	<b>2 449</b>	<b>31.8 %</b>	<b>109 913</b>	<b>120 323</b>	<b>-8.7 %</b>	<b>345</b>	<b>340</b>	<b>1.5 %</b>

Source: Canadian Beef Grading Agency / Source: Canadian Food Inspection Agency (CFIA)

Domestic Exports					Imports					
Total veal (tonnes)	Jan. 1 - July 31, 2020				Total veal (tonnes)	Jan. 1 - Sept. 5, 2020				
	2020	2019	% chg			2020	2019	% chg		
United States	1 168	1 554	-24.8 %		533	971	-45.2 %			
United Arab Emirates	51	131	-60.6 %		219	125	-			
Saint Pierre and Miquelon	5	7	-22.7 %		Australia	105	210	-50.3 %		
Others	0	7	-		<b>EU-27</b>					
<b>Total</b>	<b>1 225</b>	<b>1 698</b>	<b>-27.9 %</b>		Netherlands	183	222	-17.6 %		
					Others	84	1	-		
					<b>EU-27 total</b>	<b>266</b>	<b>222</b>	<b>19.8 %</b>		
					Others	0	23	-		
					<b>Total</b>	<b>1 123</b>	<b>1 552</b>	<b>-27.7 %</b>		

Source: Statistics Canada / Source: CFIA





## United States

Week ending August 29, 2020

	Federally Inspected Slaughter			Year to date		
	2020	2019	% chg	2020	2019	% chg
Milk-fed or nature						
North East & North Central*	3 291	3 800	-13.4 %	125 622	125 036	0.5 %
3219	4 262	7 608	-44.0 %	181 886	257 411	-29.3 %
<b>Total</b>	<b>7 553</b>	<b>11 408</b>	<b>-33.8 %</b>	<b>307 508</b>	<b>382 447</b>	<b>-19.6 %</b>
Production						
Calves (million lbs)	1.1	1.4	-21.4 %	42.2	47.8	-11.7 %
Live weight (lbs)	246	217	13.4 %			
Dressed weight (lbs)	143	125	14.4 %			

Source : USDA

	Northeast and North Central U.S. Wholesale Price			
	August 2020 Wholesale Price			
	\$/100 lbs	Simple avg	Min	Max
307 Rack, Ribeye	1 950.00	1 950.00	1 950.00	1 950.00
332 Loin, Trimmed 4x4	610.00	525.00	525.00	695.00
1336 Leg slice, Retail	875.00	825.00	825.00	925.00
1312 Osso Buco, Fore Shank	845.00	695.00	695.00	995.00
Shoulder Clod, Chuck	600.00	525.00	525.00	675.00

Source : USDA

North East & North Central				
(Veal Carcass, Hot Basis – Paid to Producer (Hide off, 255-315 lbs))				
Special fed : milk fed, nature	\$US / 100 lbs	Weighted Average Price	Min	Max

Source : USDA

Pennsylvania Calf Auction				
Graded Holstein Bull Calves* August 28, 2020				
	Weight	Head	\$/ 100 lbs	
			Min	Max
Number 1	- 89 lbs	23	85.00	117.50
	90 - 120 lbs	140	85.00	155.00
	+ 120 lbs	14	100.00	137.50
	Beef Cross	69	95.00	300.00
Number 2	- 100 lbs	113	50.00	130.00
	+ 100 lbs	65	65.00	127.50
	Beef Cross	14	75.00	205.00
Number 3	- 100 lbs	146	10.00	115.00
	+ 100 lbs	23	25.00	115.00
	Beef Cross	2	75.00	110.00

\* Does not include all head sold

Source : USDA