

## Veal Supply at a Glance - Canada

For week ending September 19, 2020

Quebec Live Auction											
	2020				2019				Volume (YTD)		
	Number (head)	Average	Min	Max	Number (head)	Average	Min	Max	2020	2019	% chg
Dairy Calves											
Holstein Male											
Good 90 -120 lbs	675	143.00	105.00	180.00	671	104.00	80.00	125.00	22 553	23 863	-5.5 %
Good 121 - 140 lbs	221	142.00	110.00	180.00	168	102.00	80.00	130.00	7 414	7 416	0.0 %
Average 90 - 140 lbs	436	115.00	65.00	170.00	546	75.00	40.00	105.00	16 905	17 651	-4.2 %
Misc. - All weights	248	46.00	20.00	110.00	340	38.00	15.00	70.00	8 628	11 377	-24.2 %
Holstein Female											
Good 90 -120 lbs	74	114.00	40.00	190.00	62	63.00	30.00	110.00	2 570	2 209	16.3 %
Other milk breeds (all weights)	38	66.00	30.00	100.00	47	56.00	30.00	130.00	1 135	1 093	3.8 %
Crossbreeds dairy-butcher (all weights)	363	306.00	170.00	425.00	624	150.00	75.00	300.00	9 158	15 162	-39.6 %
A2 Grain fed veal calves (hide off)	1 341	235.30	n/a	n/a	1 162	215.30	n/a	n/a	55 600	53 000	4.9 %
596 lbs live / 325-353 lbs hide off											

Ontario Live Auction											
	2020				2019				Volume (YTD)		
	Number (head)	Average	Min	Max	Number (head)	Average	Min	Max	2020	2019	% chg
+ 600 lbs	626	121.57	106.60	135.86	681	106.89	89.58	120.50	23 505	27 821	-15.5 %
451 - 600 lbs	29	102.72	89.64	125.10	44	98.65	86.30	110.86	1 608	1 928	-16.6 %
301 - 450 lbs	39	150.24	111.83	191.13	45	124.18	80.89	165.93	1 289	1 521	-15.3 %
126 - 300 lbs	149	120.02	74.46	220.94	137	127.10	70.62	236.63	4 488	4 858	-7.6 %
- 125 lbs	865	141.18	69.47	322.13	920	101.28	53.39	225.53	29 867	30 798	-3.0 %

Source: Beef Farmers of Ontario

Federally Inspected Slaughter									
	Weekly			Year to date			Carcass Weight lbs (Jan.-July.)		
	2020	2019	% chg	2020	2019	% chg	2020	2019	% chg
Quebec	3 351	3 087	8.6 %	115 993	120 476	-3.7 %	345	338	2.0 %
Rest of Canada	0	65	-	1	6 115	-99.98 %	449	375	19.7 %
<b>Canada</b>	<b>3 351</b>	<b>3 152</b>	<b>6.3 %</b>	<b>115 994</b>	<b>126 591</b>	<b>-8.4 %</b>	<b>345</b>	<b>340</b>	<b>1.5 %</b>

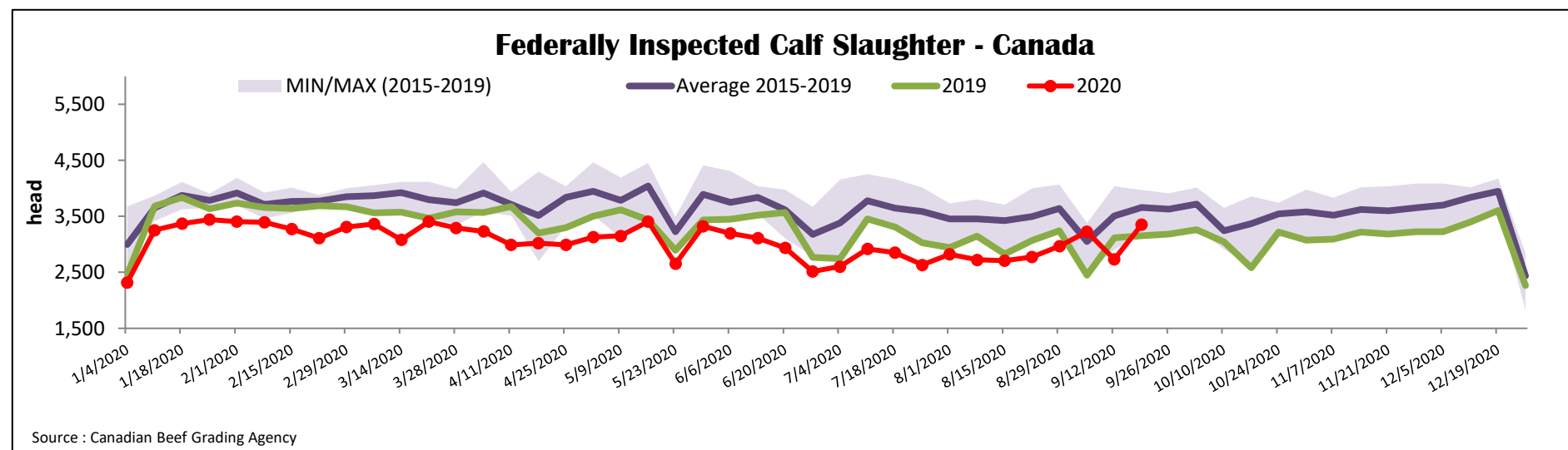
Source: Canadian Beef Grading Agency

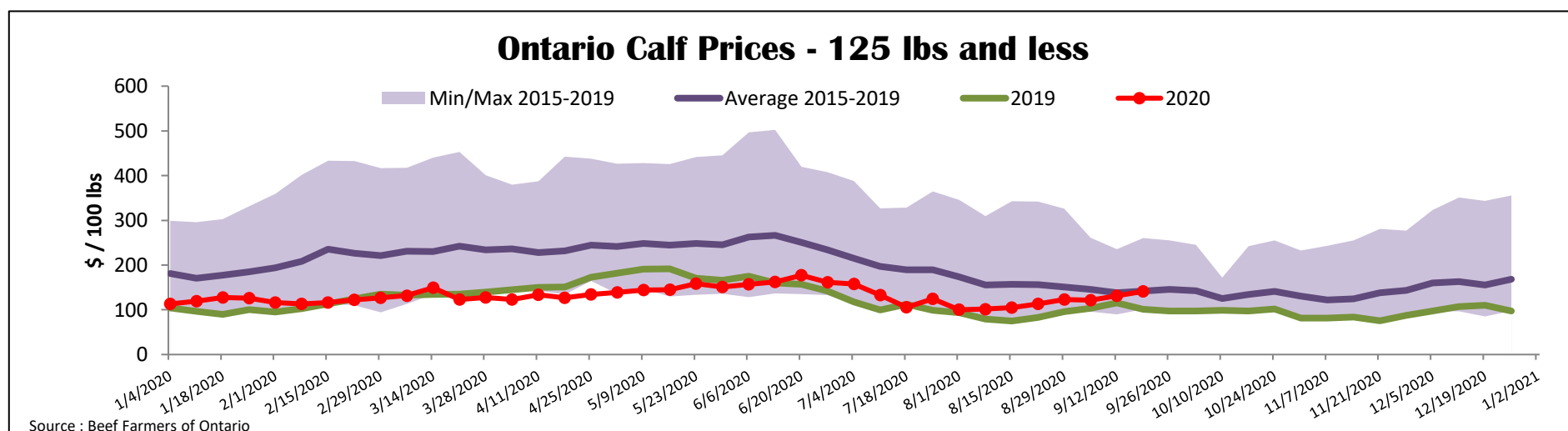
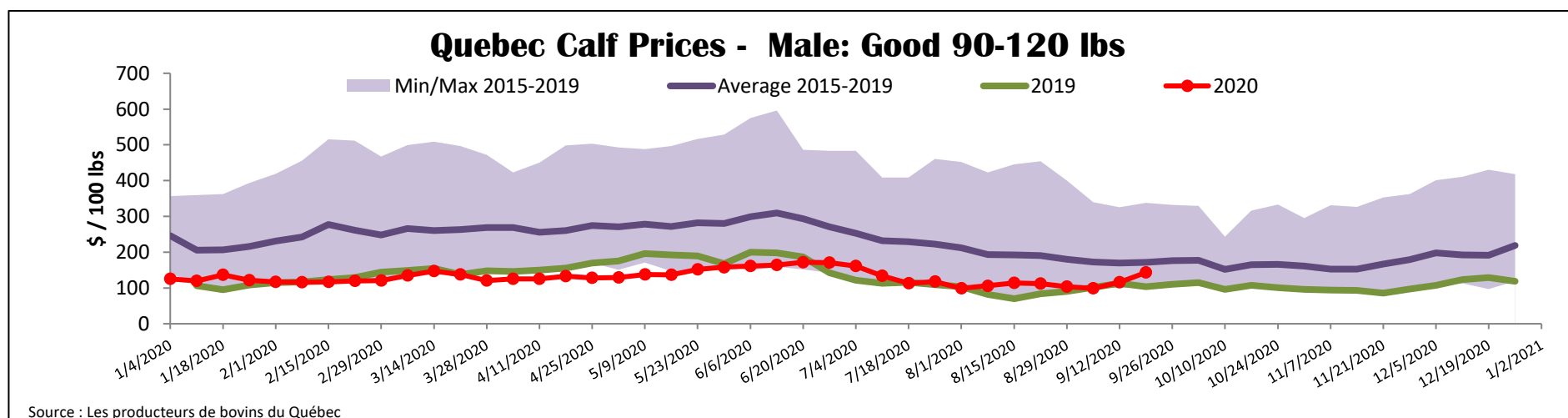
Source: Canadian Food Inspection Agency (CFIA)

Domestic Exports					Imports				
Total veal (tonnes)	Jan. 1 - July 31, 2020				Total veal (tonnes)	Jan. 1 - Sept. 19, 2020			
	2020	2019	% chg			2020	2019	% chg	
United States	1 168	1 554	-24.8 %		United States	544	1 050	-48.2 %	
United Arab Emirates	51	131	-60.6 %		New Zealand	541	295	83.4 %	
Saint Pierre and Miquelon	5	7	-22.7 %		Australia	105	210	-50.3 %	
Others	0	7	-		<b>EU-27</b>				
<b>Total</b>	<b>1 225</b>	<b>1 698</b>	<b>-27.9 %</b>		Netherlands	183	241	-24.2 %	
					Others	88	1	-	
					<b>EU-27 total</b>	<b>270</b>	<b>241</b>	<b>11.9 %</b>	
					Others	0	23	-	
					<b>Total</b>	<b>1 460</b>	<b>1 820</b>	<b>-19.8 %</b>	

Source: Statistics Canada

Source: CFIA





## United States

Week ending September 12, 2020

Federally Inspected Slaughter				Northeast and North Central U.S. Wholesale Price						
Weekly			Year to date			August 2020 Wholesale Price				
	2020	2019	% chg	2020	2019	% chg	\$/100 lbs	Simple avg	Min	Max
Milk-fed or nature	2 815	3 935	-28.5 %	131 522	132 075	-0.4 %	307 Rack, Ribeye	1 950.00	1 950.00	1 950.00
North East & North Central*							332 Loin, Trimmed 4x4	610.00	525.00	695.00
Other calves	3 972	7 991	-50.3 %	190 140	272 879	-30.3 %	1336 Leg slice, Retail	875.00	825.00	925.00
<b>Total</b>	<b>6 787</b>	<b>11 926</b>	<b>-43.1 %</b>	<b>321 662</b>	<b>404 954</b>	<b>-20.6 %</b>	1312 Osso Buco, Foreshank	845.00	695.00	995.00
Production							Shoulder Clod, Chuck	600.00	525.00	675.00
Calves (million lbs)	1.0	1.5	-33.3 %	44.3	50.5	-12.3 %				
Live weight (lbs)	251	218	15.1 %							
Dressed weight (lbs)	146	126	15.9 %							

Source : USDA

North East & North Central				Pennsylvania Calf Auction					
(Veal Carcass, Hot Basis – Paid to Producer (Hide off, 255-315 lbs))				Graded Holstein Bull Calves* September 11, 2020					
Special fed : milk fed, nature				\$/ 100 lbs					
\$US / 100 lbs	Weighted Average Price		Min	Max	Number	Weight	Head	Min	Max
					Number 1	- 89 lbs	21	60.00	200.00
						90 - 120 lbs	139	72.50	155.00
						+ 120 lbs	6	95.00	130.00
						Beef Cross	65	145.00	330.00
Non-Packer & Packers Owned	283.64		270.00	300.00	Number 2	- 100 lbs	117	40.00	125.00
						+ 100 lbs	122	60.00	125.00
						Beef Cross	26	120.00	210.00
					Number 3	- 100 lbs	217	10.00	110.00
						+ 100 lbs	44	40.00	87.00
						Beef Cross	14	70.00	140.00

\* Does not include all head sold

Source : USDA