

### Veal Supply at a Glance - Canada

For week ending September 26, 2020

Quebec Live Auction											
	2020				2019				Volume (YTD)		
	Number (head)	Average	Min	Max	Number (head)	Average	Min	Max	2020	2019	% chg
Dairy Calves											
Holstein Male											
Good 90 -120 lbs	663	143.00	120.00	170.00	690	110.00	80.00	130.00	23 216	24 553	-5.4 %
Good 121 - 140 lbs	187	147.00	110.00	180.00	169	112.00	80.00	125.00	7 601	7 585	0.2 %
Average 90 - 140 lbs	503	114.00	80.00	155.00	544	80.00	40.00	115.00	17 408	18 195	-4.3 %
Misc. - All weights	312	55.00	20.00	110.00	342	33.00	20.00	50.00	8 940	11 719	-23.7 %
Holstein Female											
Good 90 -120 lbs	82	109.00	60.00	170.00	61	79.00	30.00	125.00	2 652	2 270	16.8 %
Other milk breeds (all weights)	36	73.00	10.00	100.00	30	44.00	10.00	88.00	1 171	1 123	4.3 %
Crossbreeds dairy-butcher (all weights)	329	295.00	140.00	445.00	541	164.00	30.00	350.00	9 487	15 703	-39.6 %
A2 Grain fed veal calves (hide off)	1 396	235.30	n/a	n/a	1 128	215.40	n/a	n/a	56 996	54 128	5.3 %
596 lbs live / 325-353 lbs hide off											

Ontario Live Auction											
	2020				2019				Volume (YTD)		
	Number (head)	Average	Min	Max	Number (head)	Average	Min	Max	2020	2019	% chg
+ 600 lbs	492	125.26	111.34	138.99	758	111.13	91.73	126.65	23 997	28 579	-16.0 %
451 - 600 lbs	40	106.68	83.80	117.89	93	95.37	69.06	112.82	1 648	2 021	-18.5 %
301 - 450 lbs	36	174.85	104.89	210.34	49	98.85	70.12	127.10	1 325	1 570	-15.6 %
126 - 300 lbs	100	149.75	98.72	301.20	116	122.06	69.33	198.41	4 588	4 974	-7.8 %
- 125 lbs	833	139.78	82.82	327.71	919	97.15	40.05	260.42	30 700	31 717	-3.2 %

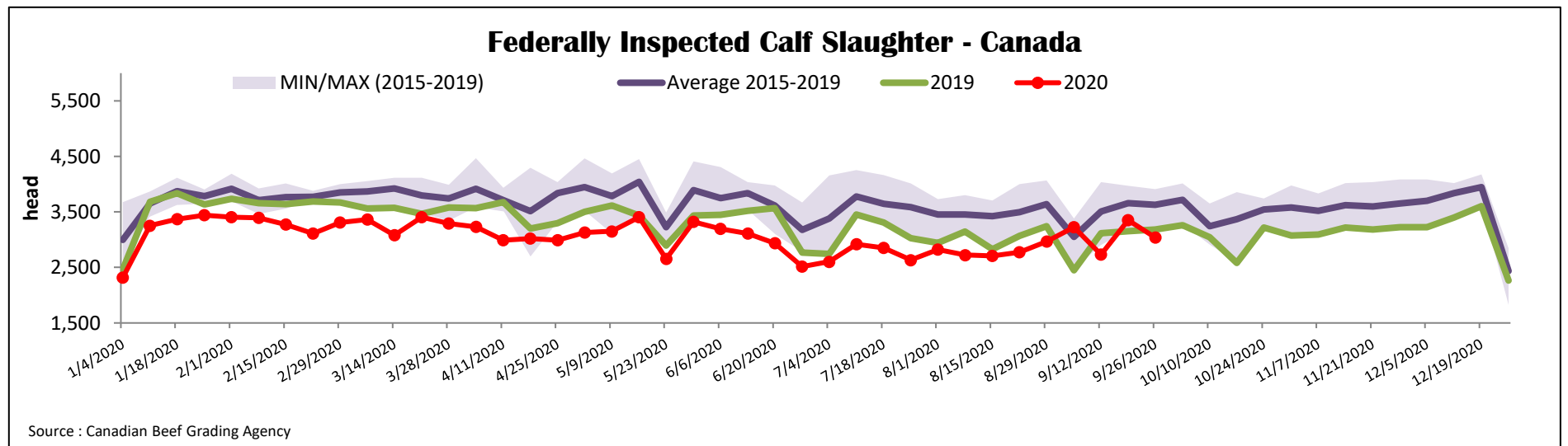
Source: Beef Farmers of Ontario

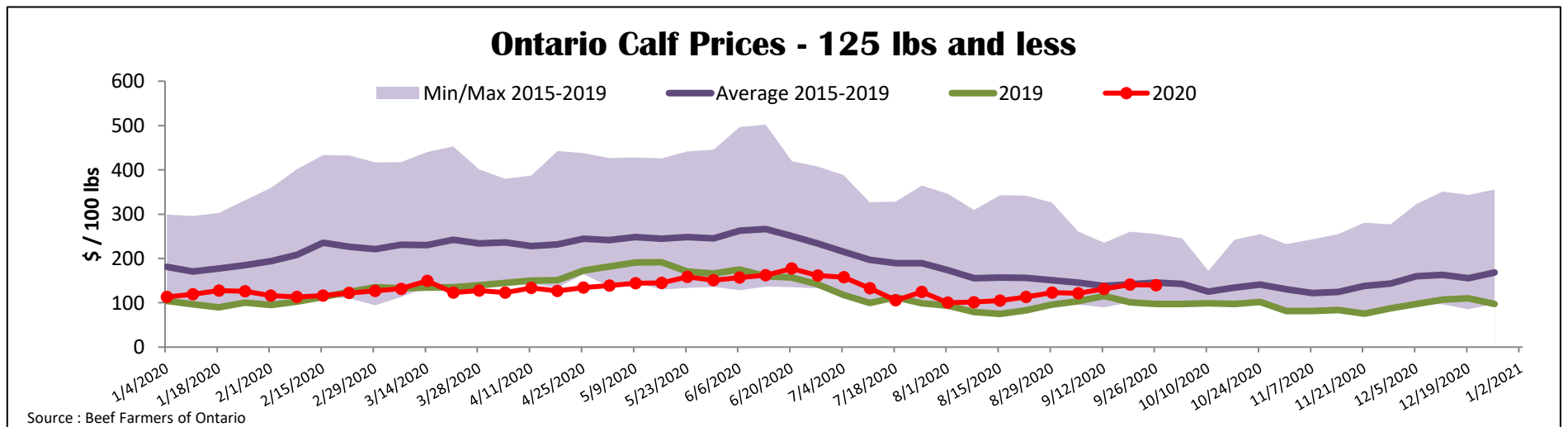
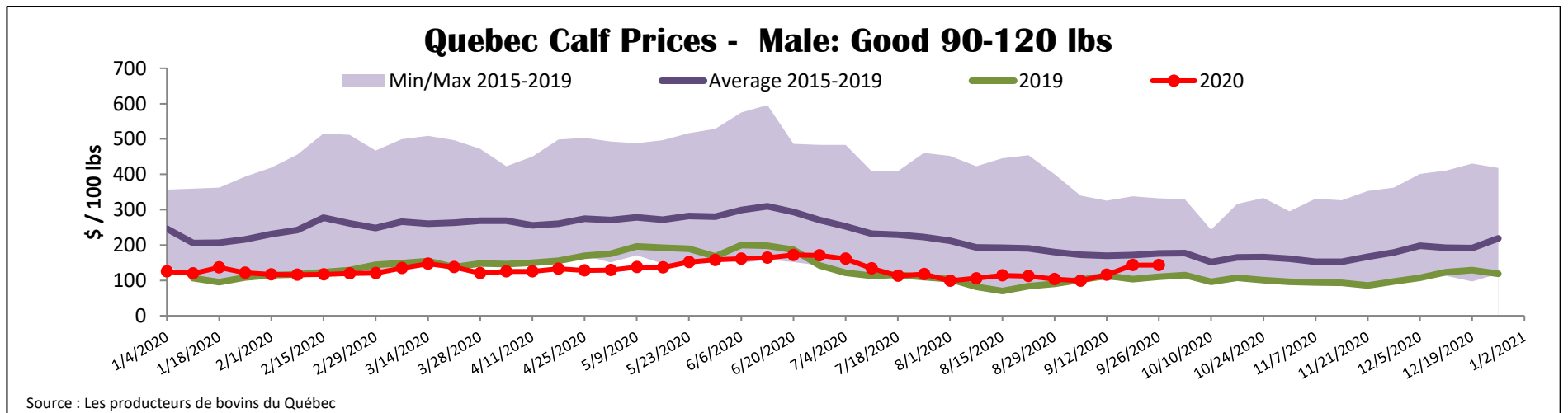
Federally Inspected Slaughter									
	Weekly			Year to date			Carcass Weight lbs (Jan.-July.)		
	2020	2019	% chg	2020	2019	% chg	2020	2019	% chg
Quebec	3 039	3 181	-4.5 %	119 032	123 657	-3.7 %	345	338	2.0 %
Rest of Canada	0	0	-	1	6 115	-99.98 %	449	375	19.7 %
<b>Canada</b>	<b>3 039</b>	<b>3 181</b>	<b>-4.5 %</b>	<b>119 033</b>	<b>129 772</b>	<b>-8.3 %</b>	<b>345</b>	<b>340</b>	<b>1.5 %</b>

Source: Canadian Beef Grading Agency

Domestic Exports					Imports				
Total veal (tonnes)	Jan. 1 - July 31, 2020				Total veal (tonnes)	Jan. 1 - Sept. 26, 2020			
	2020	2019	% chg			2020	2019	% chg	
United States	1 168	1 554	-24.8 %		New Zealand	785	295	166.0 %	
United Arab Emirates	51	131	-60.6 %		United States	584	1 099	-46.9 %	
Saint Pierre and Miquelon	5	7	-22.7 %		Australia	105	217	-51.8 %	
Others	0	7	-		<b>EU-27</b>				
<b>Total</b>	<b>1 225</b>	<b>1 698</b>	<b>-27.9 %</b>		Netherlands	191	255	-24.8 %	
					Others	95	1	-	
					<b>EU-27 total</b>	<b>287</b>	<b>255</b>	<b>12.3 %</b>	
					Others	0	23	-	
					<b>Total</b>	<b>1 760</b>	<b>1 890</b>	<b>-6.9 %</b>	

Source: Statistics Canada





<b>United States</b>										
Week ending September 19, 2020										
<b>Federally Inspected Slaughter</b>					<b>Northeast and North Central U.S. Wholesale Price</b>					
Weekly			Year to date			August 2020 Wholesale Price				
Milk-fed or nature	<b>2020</b>	<b>2019</b>	% chg	<b>2020</b>	<b>2019</b>	% chg	\$/100 lbs	Simple avg	Min	Max
North East & North Central*	3 265	3 901	-16.3 %	134 787	135 976	-0.9 %	307 Rack, Ribeye	1 950.00	1 950.00	1 950.00
Other calves	3 851	7 821	-50.8 %	193 991	280 700	-30.9 %	332 Loin, Trimmed 4x4	610.00	525.00	695.00
<b>Total</b>	<b>7 116</b>	<b>11 722</b>	<b>-39.3 %</b>	<b>328 778</b>	<b>416 676</b>	<b>-21.1 %</b>	1336 Leg slice, Retail	875.00	825.00	925.00
Production							1312 Osso Buco, Foreshank	845.00	695.00	995.00
Calves (million lbs)	1.1	1.4	-21.4 %	45.4	51.9	-12.5 %	Shoulder Clod, Chuck	600.00	525.00	675.00
Live weight (lbs)	257	210	22.4 %							
Dressed weight (lbs)	149	121	23.1 %							
Source : USDA						Source : USDA				
<b>North East &amp; North Central</b>					<b>Pennsylvania Calf Auction</b>					
(Veal Carcass, Hot Basis – Paid to Producer (Hide off, 255-315 lbs))					Graded Holstein Bull Calves* September 18, 2020					
Special fed : milk fed, nature					\$/ 100 lbs					
\$US / 100 lbs	Weighted Average Price			Min	Max	Number 1	Weight	Head	Min	Max
	284.26			275.00	300.00		- 89 lbs	24	95.00	125.00
	Non-Packer & Packers Owned						90 - 120 lbs	156	95.00	165.00
							+ 120 lbs	11	100.00	125.00
							Beef Cross	69	130.00	325.00
							Number 2	- 100 lbs	111	50.00
							+ 100 lbs	96	75.00	130.00
							Beef Cross	20	120.00	220.00
							Number 3	- 100 lbs	171	25.00
							+ 100 lbs	41	40.00	100.00
							Beef Cross	9	80.00	150.00
Source : USDA						* Does not include all head sold				
Source : USDA						Source : USDA				