

Veal Supply at a Glance - Canada

For week ending October 10, 2020

Quebec Live Auction											
	2020				2019				Volume (YTD)		
	Number	Price (\$ / 100 lbs)			Number	Price (\$ / 100 lbs)			head		
	(head)	Average	Min	Max	(head)	Average	Min	Max	2020	2019	% chg
Dairy Calves											
Holstein Male											
Good 90 - 120 lbs	666	109.00	80.00	130.00	660	96.00	80.00	120.00	24 499	25 936	-5.5 %
Good 121 - 140 lbs	175	115.00	95.00	135.00	165	99.00	80.00	122.00	7 938	7 935	0.0 %
Average 90 - 140 lbs	474	84.00	50.00	110.00	483	69.00	50.00	100.00	18 355	19 188	-4.3 %
Misc. - All weights	239	39.00	20.00	80.00	272	34.00	20.00	60.00	9 536	12 292	-22.4 %
Holstein Female											
Good 90 - 120 lbs	80	90.00	40.00	160.00	83	58.00	30.00	105.00	2 811	2 412	16.5 %
Other milk breeds (all weights)	26	64.00	30.00	100.00	28	59.00	20.00	110.00	1 224	1 179	3.8 %
Crossbreeds dairy-butcher (all weights)	343	263.00	100.00	400.00	567	189.00	75.00	340.00	10 184	16 270	-37.4 %
A2 Grain fed veal calves (hide off)	1 378	240.30	n/a	n/a	1 253	228.10	n/a	n/a	59 796	56 548	5.7 %
596 lbs live / 325-353 lbs hide off											

Ontario Live Auction											
	2020				2019				Volume (YTD)		
	Number	Price (\$ / 100 lbs)			Number	Price (\$ / 100 lbs)			head		
	(head)	Average	Min	Max	(head)	Average	Min	Max	2020	2019	% chg
+ 600 lbs	565	132.21	116.78	148.55	673	119.82	96.94	137.67	25 135	29 885	-15.9 %
451 - 600 lbs	11	112.79	103.32	123.64	68	89.76	61.09	109.82	1 696	2 143	-20.9 %
301 - 450 lbs	43	160.44	108.67	202.86	49	147.82	102.42	185.62	1 413	1 690	-16.4 %
126 - 300 lbs	96	109.27	66.74	220.63	123	98.39	57.68	221.50	4 823	5 212	-7.5 %
- 125 lbs	861	115.03	58.09	341.77	832	98.65	44.35	254.82	32 384	33 545	-3.5 %

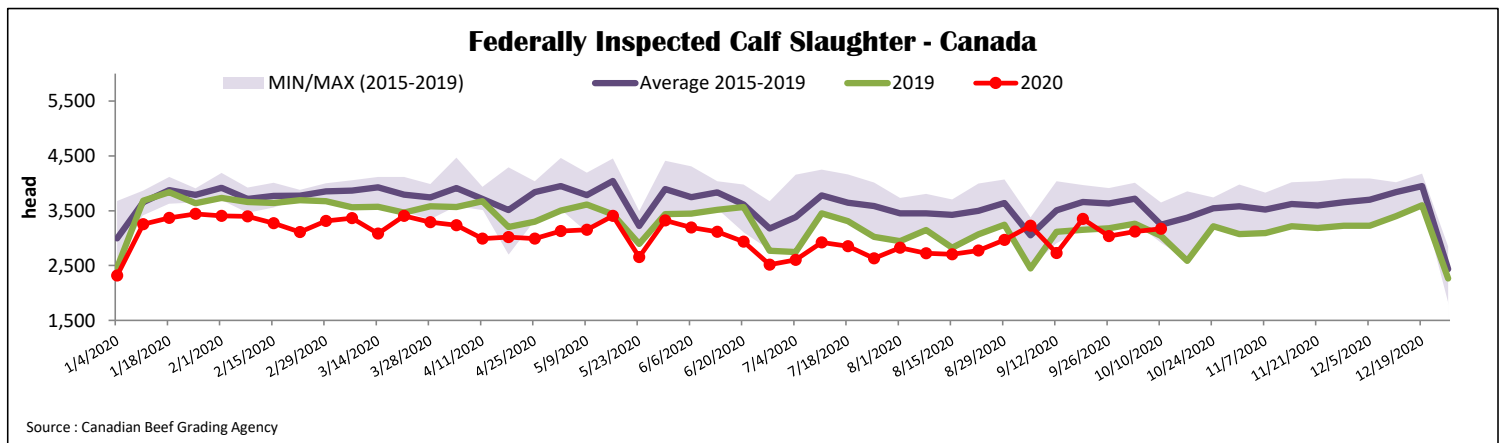
Source: Beef Farmers of Ontario

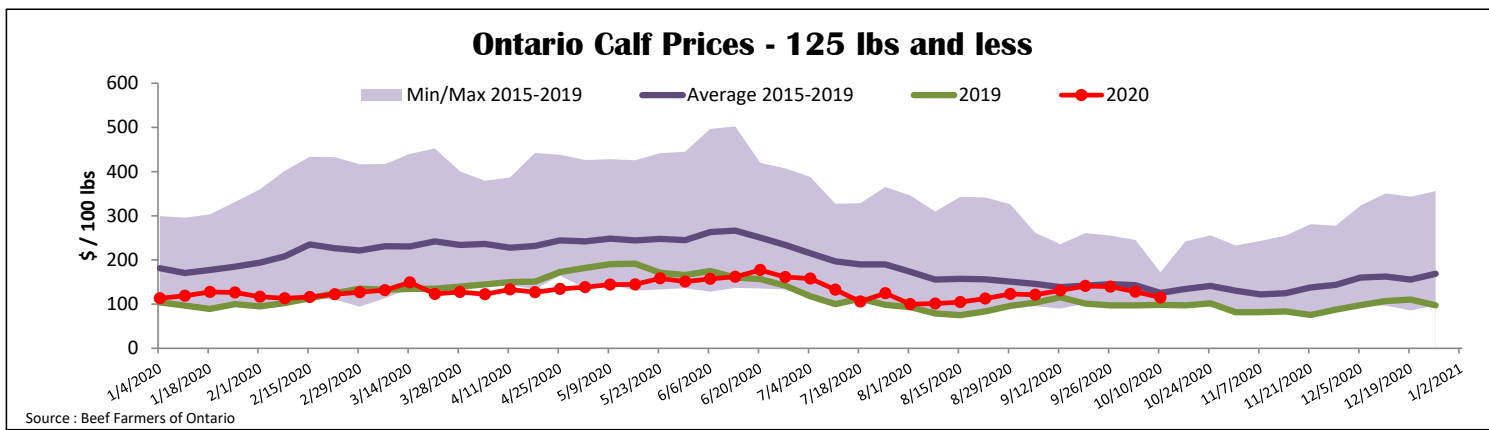
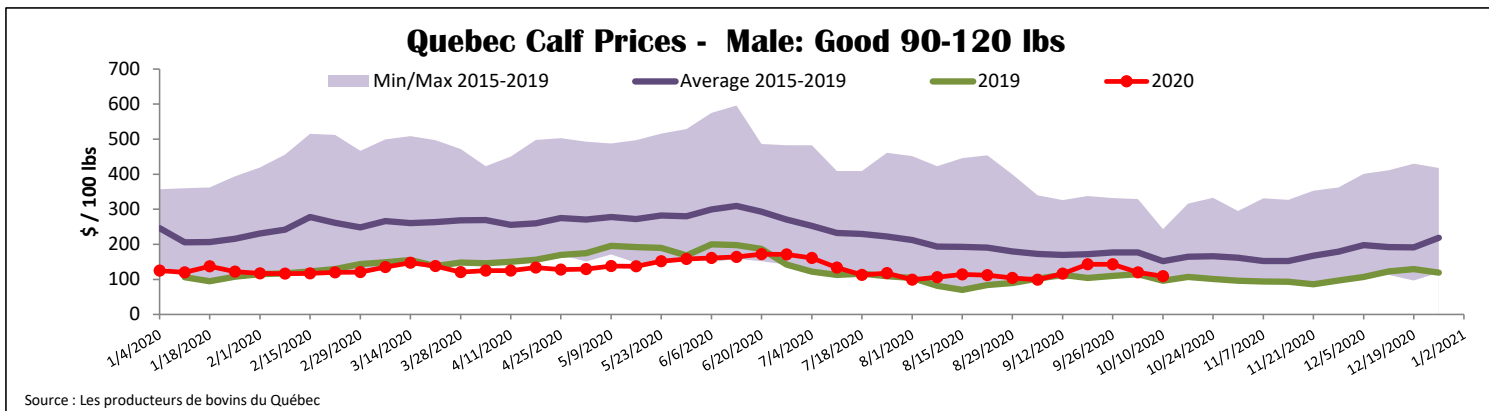
Federally Inspected Slaughter										
	Weekly			Year to date			Carcass Weight lbs (Jan.-Aug.)			
	2020	2019	% chg	2020	2019	% chg	2020	2019	% chg	
Quebec	3 170	3 026	4.8 %	125 324	129 940	-3.6 %	346	338	2.2 %	
Rest of Canada	0	16	-	1	6 136	-99.98 %	398	373	6.7 %	
Canada	3 170	3 042	4.2 %	125 325	136 076	-7.9 %	346	340	1.7 %	

Source: Canadian Beef Grading Agency

Domestic Exports					Imports				
Total veal (tonnes)	Jan. 1 - Aug. 31, 2020				Total veal (tonnes)	Jan. 1 - Oct. 10, 2020			
	2020	2019	% chg			2020	2019	% chg	
United States	1 383	1 816	-23.9 %		New Zealand	1 218	442	175.4 %	
United Arab Emirates	58	141	-59.1 %		United States	682	1 139	-40.1 %	
Saint Pierre and Miquelon	5	7	-26.1 %		Australia	105	217	-51.8 %	
Others	1	7	-		EU-27				
Total	1 446	1 972	-26.6 %		Netherlands	191	258	-25.7 %	
					Others	120	12	-	
					EU-27 total	312	270	15.4 %	
					Others	0	23	-	
					Total	2 317	2 092	10.8 %	

Source: Statistics Canada





United States

Week ending October 3, 2020

	Federally Inspected Slaughter			Year to date		
	2020	2019	% chg	2020	2019	% chg
Milk-fed or nature	3 729	3 915	-4.8 %	141 866	144 012	-1.5 %
North East & North Central*	3 729	3 915	-4.8 %	141 866	144 012	-1.5 %
Other calves	4 381	8 064	-45.7 %	202 066	297 001	-32.0 %
Total	8 110	11 979	-32.3 %	343 932	441 013	-22.0 %
Production						
Calves (million lbs)	1.2	1.5	-20.0 %	47.7	54.9	-13.1 %
Live weight (lbs)	264	213	23.9 %			
Dressed weight (lbs)	154	123	25.2 %			

Source : USDA

	Northeast and North Central U.S. Wholesale Price			
	September 2020 Wholesale Price			
	\$/100 lbs	Simple avg	Min	Max
307 Rack, Ribeye	1 950.00	1 950.00	1 950.00	1 950.00
332 Loin, Trimmed 4x4	610.00	525.00	525.00	695.00
1336 Leg slice, Retail	875.00	825.00	825.00	925.00
1312 Osso Buco, Foreshank	845.00	695.00	695.00	995.00
Shoulder Clod, Chuck	600.00	525.00	525.00	675.00

Source : USDA

North East & North Central				
(Veal Carcass, Hot Basis – Paid to Producer (Hide off, 255-315 lbs))				
\$US / 100 lbs	Weighted Average Price	Min	Max	
Non-Packer & Packers Owned	286.01	270.00	300.00	

Source : USDA

Pennsylvania Calf Auction				
Graded Holstein Bull Calves* October 2, 2020				
	Weight	Head	\$/ 100 lbs	
			Min	Max
Number 1	- 89 lbs	24	50.00	112.50
	90 - 120 lbs	147	70.00	160.00
	+ 120 lbs	6	80.00	130.00
	Beef Cross	55	120.00	220.00
Number 2	- 100 lbs	107	45.00	115.00
	+ 100 lbs	92	55.00	115.00
	Beef Cross	7	90.00	170.00
Number 3	- 100 lbs	180	15.00	75.00
	+ 100 lbs	37	35.00	75.00
	Beef Cross	0	0.00	0.00

* Does not include all head sold

Source : USDA