

Veal Supply at a Glance - Canada

For week ending October 17, 2020

Quebec Live Auction											
	2020				2019				Volume (YTD)		
	Number (head)	Average Price (\$ / 100 lbs)	Min	Max	Number (head)	Average Price (\$ / 100 lbs)	Min	Max	2020	2019	% chg
Dairy Calves											
Holstein Male											
Good 90 -120 lbs	582	98.00	70.00	120.00	628	107.00	90.00	125.00	25 081	26 564	-5.6 %
Good 121 - 140 lbs	185	100.00	70.00	140.00	153	110.00	90.00	130.00	8 123	8 088	0.4 %
Average 90 - 140 lbs	432	71.00	40.00	100.00	433	77.00	50.00	100.00	18 787	19 621	-4.3 %
Misc. - All weights	260	38.00	20.00	65.00	293	39.00	20.00	65.00	9 796	12 585	-22.2 %
Holstein Female											
Good 90 -120 lbs	69	80.00	30.00	175.00	51	80.00	45.00	130.00	2 880	2 463	16.9 %
Other milk breeds (all weights)	34	53.00	30.00	100.00	34	53.00	20.00	130.00	1 258	1 213	3.7 %
Crossbreeds dairy-butcher (all weights)	307	348.00	130.00	475.00	198	266.00	100.00	370.00	10 491	16 468	-36.3 %
A2 Grain fed veal calves (hide off)	1 427	240.10	n/a	n/a	1 286	240.10	n/a	n/a	61 223	57 834	5.9 %
596 lbs live / 325-353 lbs hide off											

Ontario Live Auction											
	2020				2019				Volume (YTD)		
	Number (head)	Average Price (\$ / 100 lbs)	Min	Max	Number (head)	Average Price (\$ / 100 lbs)	Min	Max	2020	2019	% chg
+ 600 lbs	514	133.10	119.66	152.26	516	123.35	103.24	138.17	25 649	30 401	-15.6 %
451 - 600 lbs	35	116.69	102.20	129.94	39	99.90	76.76	126.42	1 731	2 182	-20.7 %
301 - 450 lbs	34	172.93	114.43	210.44	65	141.65	98.49	192.76	1 447	1 755	-17.5 %
126 - 300 lbs	79	140.83	75.23	284.81	125	109.07	63.54	199.00	4 902	5 337	-8.2 %
- 125 lbs	752	125.53	51.98	374.69	818	97.35	44.08	239.22	33 136	34 363	-3.6 %

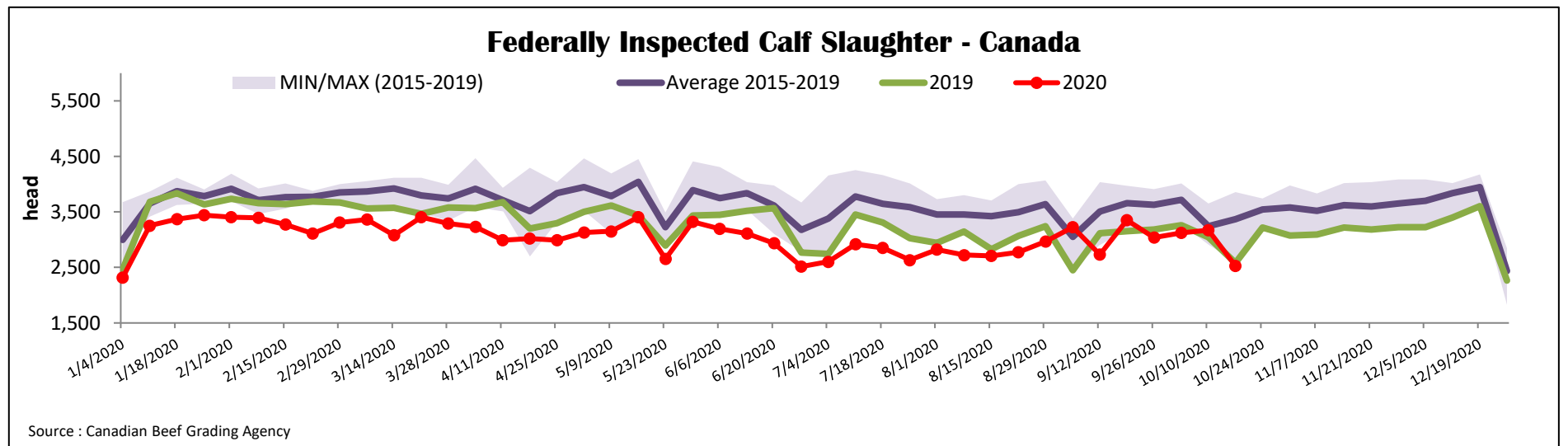
Source: Beef Farmers of Ontario

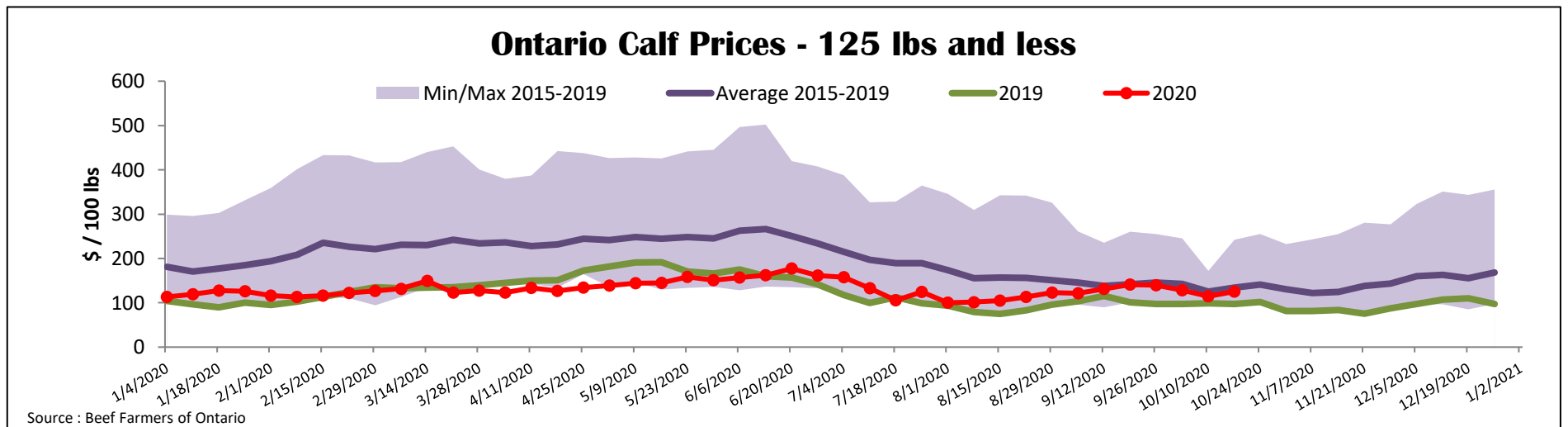
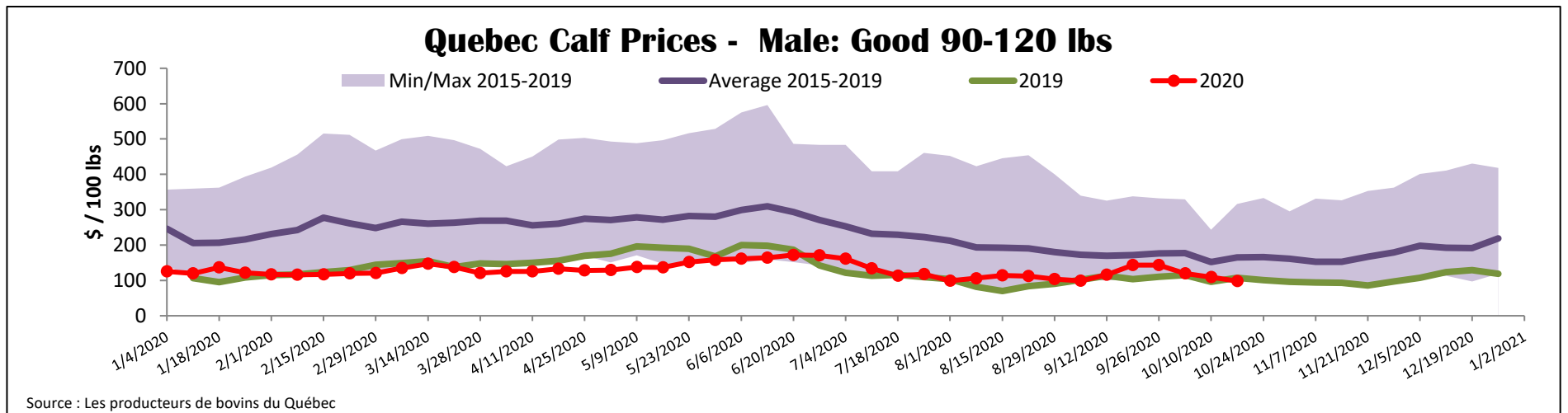
Federally Inspected Slaughter									
	Weekly			Year to date			Carcass Weight lbs (Jan.-Aug.)		
	2020	2019	% chg	2020	2019	% chg	2020	2019	% chg
Quebec	2 528	2 573	-1.7 %	127 852	132 513	-3.5 %	346	338	2.2 %
Rest of Canada	0	11	-	1	6 147	-99.98 %	398	373	6.7 %
Canada	2 528	2 584	-2.2 %	127 853	138 660	-7.8 %	346	340	1.7 %

Source: Canadian Beef Grading Agency

Domestic Exports					Imports				
Total veal (tonnes)	Jan. 1 - Aug. 31, 2020				Total veal (tonnes)	Jan. 1 - Oct. 17, 2020			
	2020	2019	% chg			2020	2019	% chg	
United States	1 383	1 816	-23.9 %		New Zealand	1 367	532	157.1 %	
United Arab Emirates	58	141	-59.1 %		United States	688	1 150	-40.2 %	
Saint Pierre and Miquelon	5	7	-26.1 %		Australia	105	217	-51.8 %	
Others	1	7	-		EU-27				
Total	1 446	1 972	-26.6 %		Netherlands	202	258	-21.6 %	
					Others	147	12	-	
					EU-27 total	349	270	29.4 %	
					Others	0	23	-	
					Total	2 509	2 192	14.5 %	

Source: Statistics Canada





United States										
Week ending October 10, 2020										
Federally Inspected Slaughter					Northeast and North Central U.S. Wholesale Price					
	Weekly			Year to date			September 2020 Wholesale Price			
Milk-fed or nature	2020	2019	% chg	2020	2019	% chg	\$/100 lbs	Simple avg	Min	Max
North East & North Central*	3 696	4 182	-11.6 %	145 562	148 194	-1.8 %	307 Rack, Ribeye	1 950.00	1 950.00	1 950.00
Other calves	4 299	7 670	-44.0 %	206 365	304 671	-32.3 %	332 Loin, Trimmed 4x4	610.00	525.00	695.00
Total	7 995	11 852	-32.5 %	351 927	452 865	-22.3 %	1336 Leg slice, Retail	875.00	825.00	925.00
Production							1312 Osso Buco, Foreshank	845.00	695.00	995.00
Calves (million lbs)	1.2	1.5	-20.0 %	48.9	56.4	-13.3 %	Shoulder Clod, Chuck	600.00	525.00	675.00
Live weight (lbs)	257	221	16.3 %							
Dressed weight (lbs)	150	128	17.2 %							
North East & North Central					Pennsylvania Calf Auction					
(Veal Carcass, Hot Basis – Paid to Producer (Hide off, 255-315 lbs))					Graded Holstein Bull Calves* October 9, 2020					
Special fed : milk fed, nature					\$/ 100 lbs					
\$US / 100 lbs	Weighted Average Price			Min	Max	Number 1	Weight	Head	Min	Max
							- 89 lbs	28	55.00	125.00
							90 - 120 lbs	178	87.50	145.00
							+ 120 lbs	13	100.00	155.00
							Beef Cross	62	130.00	220.00
Non-Packer & Packers Owned	287.91			275.00	300.00	Number 2	- 100 lbs	103	45.00	115.00
							+ 100 lbs	128	55.00	120.00
							Beef Cross	36	90.00	175.00
						Number 3	- 100 lbs	164	10.00	90.00
							+ 100 lbs	42	20.00	97.50
							Beef Cross	9	45.00	90.00
Source : USDA					Source : USDA					