

Veal Supply at a Glance - Canada

For week ending November 21, 2020

Quebec Live Auction											
	Number	2020			2019			Volume (YTD)			
		Price (\$ / 100 lbs)	Price (\$ / 100 lbs)	Price (\$ / 100 lbs)	Number	Price (\$ / 100 lbs)	Price (\$ / 100 lbs)	head	head	% chg	
Dairy Calves	(head)	Average	Min	Max	(head)	Average	Min	Max	2020	2019	% chg
Holstein Male											
Good 90 -120 lbs	609	104.00	90.00	125.00	545	86.00	70.00	105.00	28 182	29 688	-5.1 %
Good 121 - 140 lbs	143	113.00	100.00	125.00	180	87.00	70.00	110.00	9 019	8 950	0.8 %
Average 90 - 140 lbs	409	78.00	50.00	110.00	555	64.00	40.00	85.00	20 829	22 041	-5.5 %
Misc. - All weights	188	39.00	20.00	70.00	302	35.00	10.00	55.00	10 735	13 943	-23.0 %
Holstein Female											
Good 90 -120 lbs	44	65.00	35.00	100.00	76	71.00	30.00	130.00	3 153	2 980	5.8 %
Other milk breeds (all weights)	31	60.00	14.00	100.00	35	50.00	10.00	80.00	1 430	1 356	5.5 %
Crossbreeds dairy-butcher (all weights)	421	215.00	80.00	330.00	214	215.00	80.00	310.00	12 480	17 556	-28.9 %
A2 Grain fed veal cattle (hide off)	1 347	246.10	n/a	n/a	1 492	250.00	n/a	n/a	67 987	65 041	4.5 %
596 lbs live / 325-353 lbs hide off											

Source: Les producteurs de bovins du Québec

Ontario Live Auction											
	Number	2020			2019			Volume (YTD)			
		Price (\$ / 100 lbs)	Price (\$ / 100 lbs)	Price (\$ / 100 lbs)	Number	Price (\$ / 100 lbs)	Price (\$ / 100 lbs)	head	head	% chg	
+ 600 lbs	656	128.75	113.41	141.03	578	122.92	102.54	138.39	28 505	33 807	-15.7 %
451 - 600 lbs	43	112.06	83.35	139.58	93	100.73	76.82	126.26	1 942	2 541	-23.6 %
301 - 450 lbs	63	151.32	119.87	194.15	108	121.66	79.92	173.01	1 713	2 141	-20.0 %
126 - 300 lbs	110	101.35	74.92	176.61	131	90.96	48.32	184.52	5 499	5 992	-8.2 %
- 125 lbs	876	111.85	58.83	264.72	795	75.22	46.14	202.62	37 632	38 565	-2.4 %

Source: Beef Farmers of Ontario

Federally Inspected Slaughter									
	Weekly			Year to date			Carcass Weight lbs (Jan.-Oct.)		
	2020	2019	% chg	2020	2019	% chg	2020	2019	% chg
Quebec	3017	3 185	-5.3 %	143 176	148 242	-3.4 %	347	337	3.0 %
Rest of Canada	0	0	-	1	6 200	-99.98 %	398	374	6.7 %
Canada	3 017	3 185	-5.3 %	143 177	154 442	-7.3 %	347	339	2.4 %

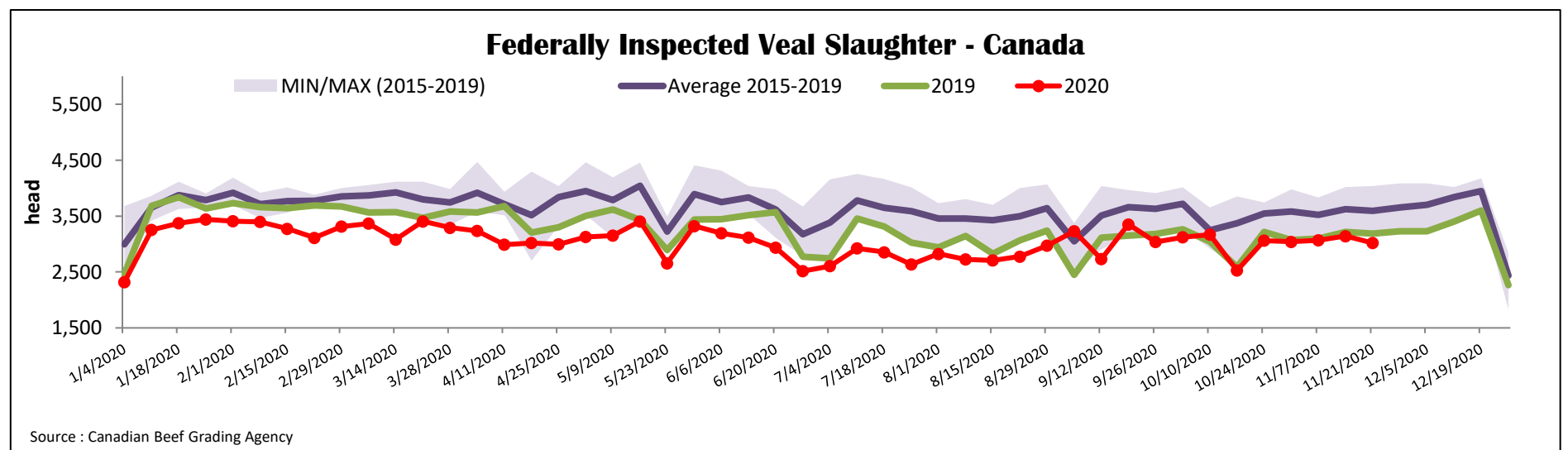
Source : Canadian Beef Grading Agency

Source: Canadian Food Inspection Agency (CFIA)

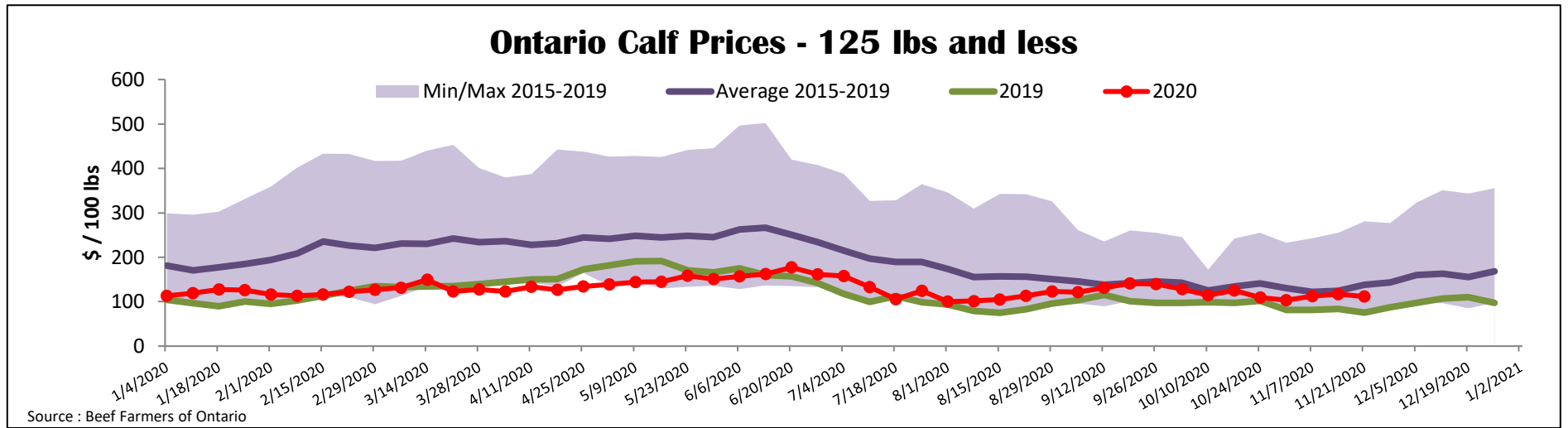
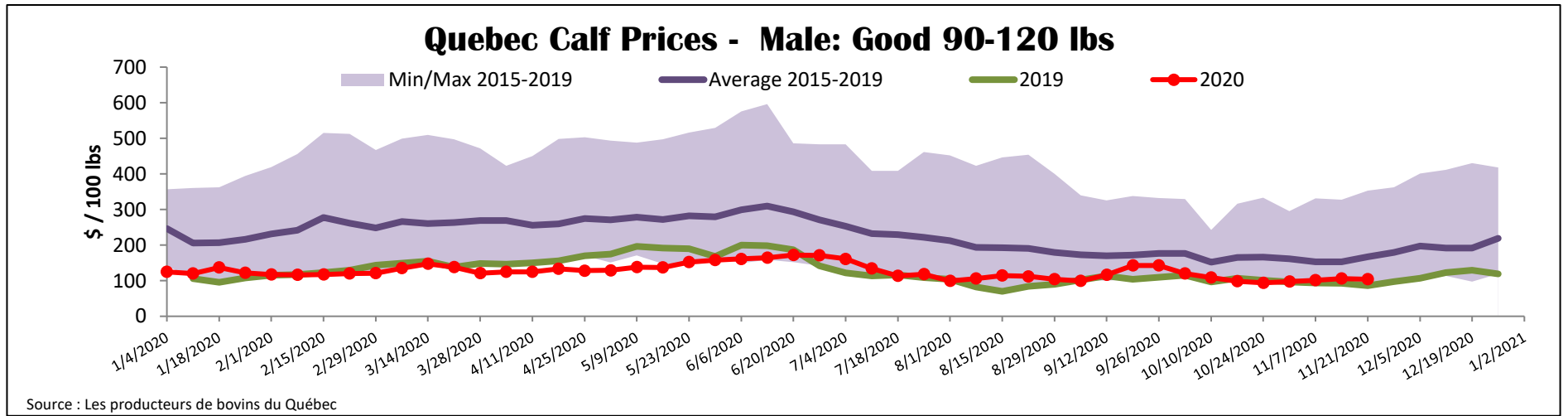
Domestic Exports					Imports				
Total veal (tonnes)	Jan. 1 - Sept. 30, 2020				Total veal (tonnes)	Jan. 1 - Nov. 21, 2020			
	2020	2019	% chg			2020	2019	% chg	
United States	1 735	1 970	-12.0 %		New Zealand	2 055	857	139.8 %	
United Arab Emirates	69	155	-55.6 %		United States	763	1 235	-38.2 %	
Saint Pierre and Miquelon	5	9	-36.8 %		Australia	130	232	-43.9 %	
Others	1	7	-92.7 %		EU-27				
Total	1 809	2 140	-15.5 %		Netherlands	282	312	-9.7 %	
					Others	164	17	-	
					EU-27 total	446	330	35.2 %	
					Others	17	72	-76.0 %	
					Total	3 411	2 726	25.1 %	

Source: Statistics Canada

Source: CFIA



Source : Canadian Beef Grading Agency



United States											
Week ending November 14, 2020											
Federally Inspected Slaughter					Northeast and North Central U.S. Wholesale Price						
			Weekly				October 2020 Wholesale Price				
	2020	2019	% chg	2020	2019	% chg	\$/100 lbs	Simple avg	Min	Max	
Milk-fed or nature											
North East & North Central*	3 027	4 105	-26.3 %	161 893	168 932	-4.2 %	307 Rack, Ribeye	1 950.00	1 950.00	1 950.00	
Other calves	5 574	7 280	-23.4 %	231 779	341 722	-32.2 %	332 Loin, Trimmed 4x4	610.00	525.00	695.00	
Total	8 601	11 385	-24.5 %	393 672	510 654	-22.9 %	1336 Leg slice, Retail	875.00	825.00	925.00	
Production							1312 Osso Buco, Foreshank	845.00	695.00	995.00	
Calves (million lbs)	1.1	1.5	-26.7 %	54.7	63.7	-14.1 %	Shoulder Clod, Chuck	600.00	525.00	675.00	
Live weight (lbs)	232	229	1.3 %								
Dressed weight (lbs)	135	133	1.5 %								
North East & North Central					Pennsylvania Calf Auction						
(Veal Carcass, Hot Basis – Paid to Producer (Hide off, 255-315 lbs))					Graded Holstein Bull Calves* November 12, 2020						
Special fed : milk fed, nature					\$/ 100 lbs						
			Weighted Average	Min	Max			Weight	Head	Min	Max
Non-Packer & Packers Owned			291.47	285.00	300.00	Number 1	- 89 lbs	17	40.00	95.00	
							90 - 120 lbs	89	70.00	115.00	
							+ 120 lbs	0	0.00	0.00	
							Beef Cross	30	80.00	190.00	
						Number 2	- 100 lbs	23	35.00	87.50	
							+ 100 lbs	23	50.00	100.00	
							Beef Cross	0	0.00	0.00	
						Number 3	- 100 lbs	21	10.00	70.00	
							+ 100 lbs	5	20.00	60.00	
							Beef Cross	0	0.00	0.00	
Source : USDA					Source : USDA						