

## Veal Supply at a Glance - Canada

For week ending November 28, 2020

Quebec Live Auction											
	Number	2020			Number	2019			Volume (YTD)		
		Price ( \$ / 100 lbs)				Price ( \$ / 100 lbs)			head		
Dairy Calves	(head)	Average	Min	Max	(head)	Average	Min	Max	2020	2019	% chg
Holstein Male											
Good 90 -120 lbs	620	108.00	90.00	125.00	565	97.00	80.00	210.00	28 802	30 253	-4.8 %
Good 121 - 140 lbs	170	113.00	86.00	125.00	164	101.00	80.00	125.00	9 189	9 114	0.8 %
Average 90 - 140 lbs	365	77.00	50.00	100.00	455	72.00	40.00	95.00	21 194	22 496	-5.8 %
Misc. - All weights	192	40.00	20.00	65.00	239	35.00	20.00	55.00	10 927	14 182	-23.0 %
Holstein Female											
Good 90 -120 lbs	49	61.00	40.00	90.00	60	71.00	30.00	140.00	3 202	3 040	5.3 %
Other milk breeds (all weights)	29	68.00	10.00	120.00	33	41.00	5.00	80.00	1 459	1 389	5.0 %
Crossbreeds dairy-butcher (all weights)	415	194.00	100.00	300.00	192	224.00	80.00	350.00	12 895	17 748	-27.3 %
A2 Grain fed veal cattle (hide off)	1 484	248.10	n/a	n/a	1 509	250.10	n/a	n/a	69 471	66 550	4.4 %
596 lbs live / 325-353 lbs hide off											

Source: Les producteurs de bovins du Québec

Ontario Live Auction											
	Number	2020			Number	2019			Volume (YTD)		
		Price ( \$ / 100 lbs)				Price ( \$ / 100 lbs)			head		
	(head)	Average	Min	Max	(head)	Average	Min	Max	2020	2019	% chg
+ 600 lbs	695	128.50	112.87	143.80	580	121.73	103.00	138.18	29 200	34 387	-15.1 %
451 - 600 lbs	71	107.21	92.08	129.12	61	93.91	72.64	114.69	2 013	2 602	-22.6 %
301 - 450 lbs	68	147.82	93.71	190.87	94	136.41	86.22	187.86	1 781	2 235	-20.3 %
126 - 300 lbs	152	108.77	75.54	199.64	127	90.19	51.34	157.91	5 651	6 119	-7.6 %
- 125 lbs	838	107.47	62.13	243.87	788	87.35	42.81	225.09	38 470	39 353	-2.2 %

Source: Beef Farmers of Ontario

Federally Inspected Slaughter									
	Weekly			Year to date			Carcass Weight lbs (Jan.-Oct.)		
	2020	2019	% chg	2020	2019	% chg	2020	2019	% chg
Quebec	3138	3 225	-2.7 %	146 314	151 467	-3.4 %	347	337	3.0 %
Rest of Canada	0	0	-	1	6 200	-99.98 %	398	374	6.7 %
<b>Canada</b>	<b>3 138</b>	<b>3 225</b>	<b>-2.7 %</b>	<b>146 315</b>	<b>157 667</b>	<b>-7.2 %</b>	<b>347</b>	<b>339</b>	<b>2.4 %</b>

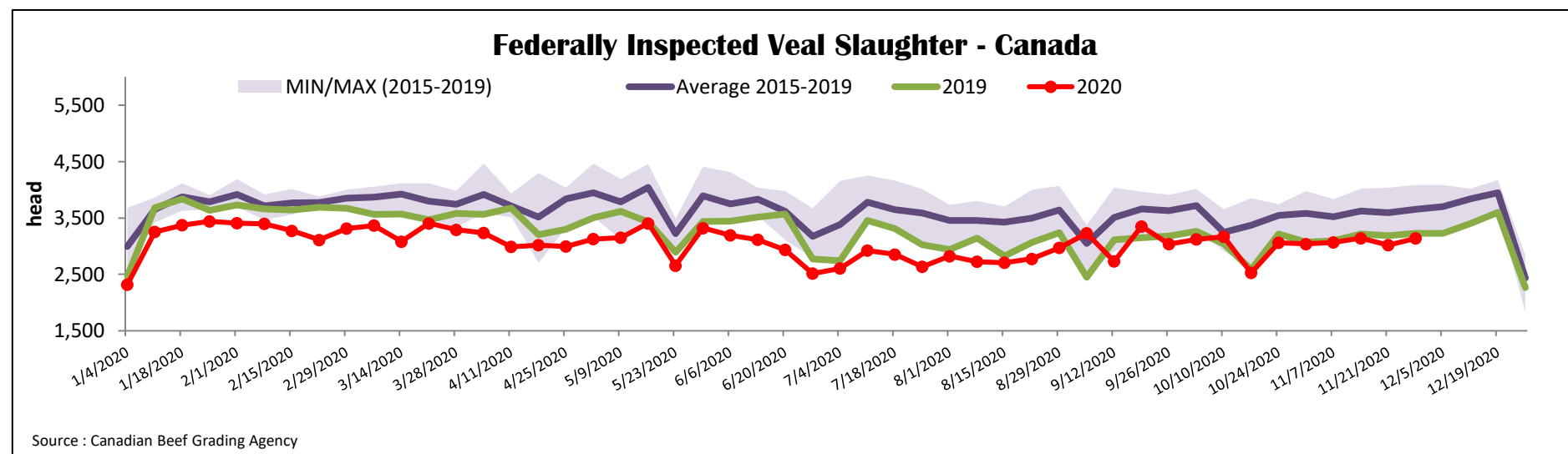
Source: Canadian Beef Grading Agency

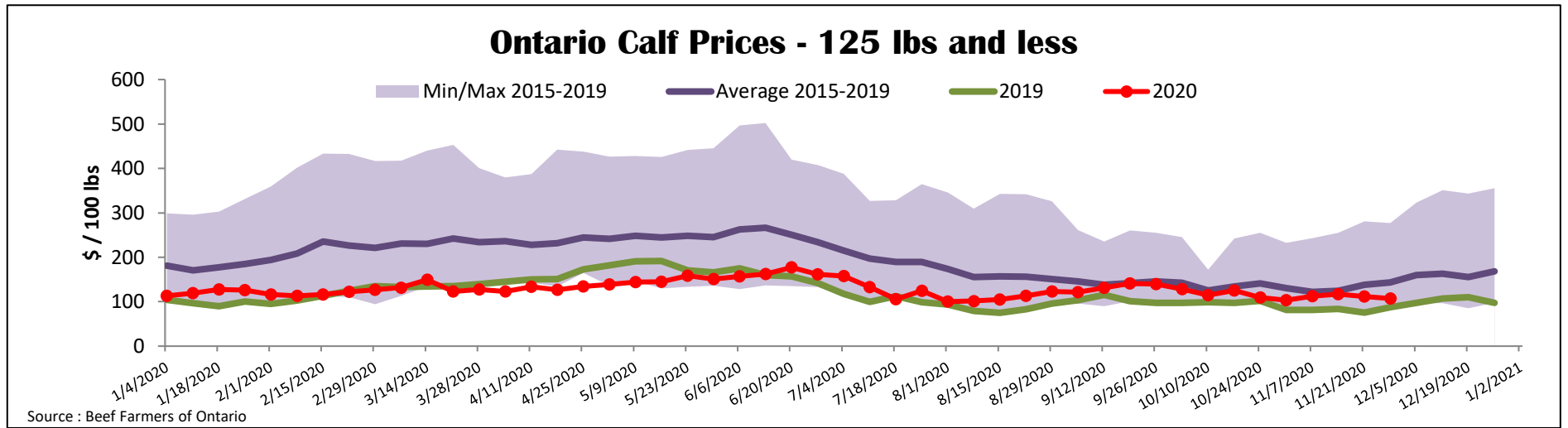
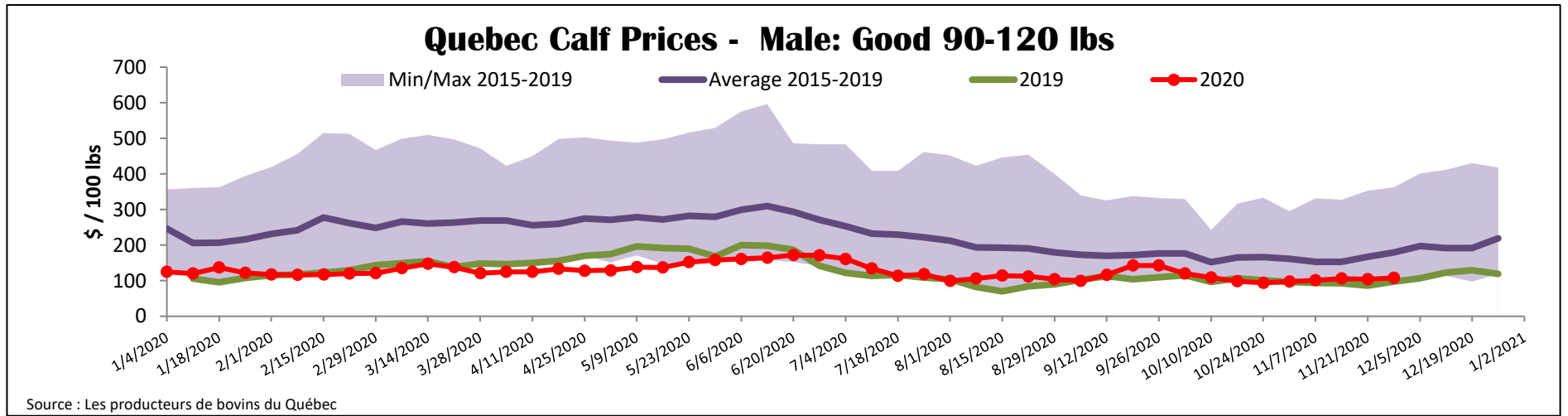
Source: Canadian Food Inspection Agency (CFIA)

Domestic Exports					Imports						
Total veal (tonnes)	Jan. 1 - Sept. 30, 2020				Total veal (tonnes)	Jan. 1 - Nov. 28, 2020					
	2020	2019	% chg		2020	2019	% chg		2020	2019	% chg
United States	1 735	1 970	-12.0 %	New Zealand	2 110	893	136.2 %				
United Arab Emirates	69	155	-55.6 %	United States	782	1 245	-37.2 %				
Saint Pierre and Miquelon	5	9	-36.8 %	Australia	130	232	-43.9 %				
Others	1	7	-92.7 %	<b>EU-27</b>							
<b>Total</b>	<b>1 809</b>	<b>2 140</b>	<b>-15.5 %</b>	Netherlands	282	336	-16.0 %				
				Others	172	21	-				
				<b>EU-27 total</b>	<b>454</b>	<b>357</b>	<b>27.1 %</b>				
				Others	17	101	-82.8 %				
				<b>Total</b>	<b>3 494</b>	<b>2 828</b>	<b>23.5 %</b>				

Source: Statistics Canada

Source: CFIA





### United States

Week ending November 21, 2020

Federally Inspected Slaughter				Northeast and North Central U.S. Wholesale Price						
	Weekly			Year to date			October 2020 Wholesale Price			
	2020	2019	% chg	2020	2019	% chg	\$/100 lbs	Simple avg	Min	Max
Milk-fed or nature										
North East & North Central*	3 215	3 615	-11.1 %	165 108	172 547	-4.3 %	307 Rack, Ribeye	1 950.00	1 950.00	1 950.00
Other calves	5 645	7 713	-26.8 %	237 424	349 435	-32.1 %	332 Loin, Trimmed 4x4	610.00	525.00	695.00
	<b>8 860</b>	<b>11 328</b>	<b>-21.8 %</b>	<b>402 532</b>	<b>521 982</b>	<b>-22.9 %</b>	1336 Leg slice, Retail	875.00	825.00	925.00
Production							1312 Osso Buco, Foreshank	845.00	695.00	995.00
Calves (million lbs)	1.3	1.5	-13.3 %	56.0	65.2	-14.1 %	Shoulder Clod, Chuck	600.00	525.00	675.00
Live weight (lbs)	249	224	11.2 %							
Dressed weight (lbs)	144	129	11.6 %							

Source : USDA

North East & North Central				Pennsylvania Calf Auction				
(Veal Carcass, Hot Basis – Paid to Producer (Hide off, 255-315 lbs))				Graded Holstein Bull Calves* November 19, 2020				
Special fed : milk fed, nature				\$/ 100 lbs				
\$US / 100 lbs	Weighted Average	Min	Max	Number	Weight	Head	Min	Max
				Number 1	- 89 lbs	22	40.00	110.00
					90 - 120 lbs	171	60.00	135.00
					+ 120 lbs	8	70.00	122.00
Non-Packer & Packers Owned	291.28	285.00	300.00		Beef Cross	63	115.00	250.00
				Number 2	- 100 lbs	92	32.00	100.00
					+ 100 lbs	121	45.00	112.00
					Beef Cross	29	80.00	200.00
				Number 3	- 100 lbs	355	10.00	80.00
					+ 100 lbs	61	17.00	92.00
					Beef Cross	22	50.00	160.00

\* Does not include all head sold

Source : USDA