

Veal Supply at a Glance - Canada

For week ending January 2, 2021

Quebec Live Auction												
Dairy Calves	Number	2020			Number	2019			Volume (YTD)			
		Price (\$ / 100 lbs)	Average	Min		Max	Price (\$ / 100 lbs)	Average	Min	Max	head	head
Holstein Male	(head)				(head)							
Good 90 -120 lbs	569	111.00	70.00	150.00	362	119.00	100.00	135.00	31 542	32 609	-3.3 %	
Good 121 - 140 lbs	167	116.00	50.00	140.00	97	120.00	100.00	145.00	10 041	9 833	2.1 %	
Average 90 - 140 lbs	257	82.00	50.00	110.00	331	96.00	65.00	125.00	23 035	24 130	-4.5 %	
Misc. - All weights	116	41.00	30.00	65.00	118	39.00	30.00	60.00	11 795	14 752	-20.0 %	
Holstein Female												
Good 90 -120 lbs	88	118.00	50.00	185.00	51	90.00	50.00	155.00	3 459	3 318	4.2 %	
Other milk breeds (all weights)	0				0				1 586	1 454	9.1 %	
Crossbreeds dairy-butcher (all weights)	211	210.00	105.00	340.00	116	198.00	120.00	265.00	14 641	18 555	-21.1 %	
A2 Grain fed veal cattle (hide off)	1 009	*250	n/a	n/a	1 541	*250.8	n/a	n/a	76 512	72 814	5.1 %	
688 lbs live / 375-419 lbs hide off												

*This data remains unchanged from last week's Veal Supply at a Glance

Source: Les producteurs de bovins du Québec

Ontario Live Auction											
	Number	2020			Number	2019			Volume (YTD)		
		Price (\$ / 100 lbs)	Average	Min		Max	Price (\$ / 100 lbs)	Average	Min	Max	head
+ 600 lbs	428	140.98	123.33	156.57	81	122.85	97.51	138.57	31 988	36 064	-11.3 %
451 - 600 lbs	15	110.92	91.67	121.13	20	105.90	81.18	132.00	2 176	2 827	-23.0 %
301 - 450 lbs	6	112.17	96.67	128.00	6	98.56	81.00	110.33	1 986	2 452	-19.0 %
126 - 300 lbs	41	134.17	88.73	234.76	36	92.14	58.06	126.11	6 049	6 537	-7.5 %
- 125 lbs	588	116.21	63.24	253.83	574	97.38	59.95	119.15	42 144	42 377	-0.5 %

Source: Beef Farmers of Ontario

Federally Inspected Slaughter									
	Weekly			Year to date			Carcass Weight lbs (Jan.-Oct.)		
	2020	2019	% chg	2020	2019	% chg	2020	2019	% chg
Quebec	2256	2 264	-0.4 %	161 368	163 961	-1.6 %	347	337	3.0 %
Rest of Canada	0	0	-	1	6 200	-	398	374	6.7 %
Canada	2 256	2 264	-0.4 %	161 369	170 161	-5.2 %	347	339	2.4 %

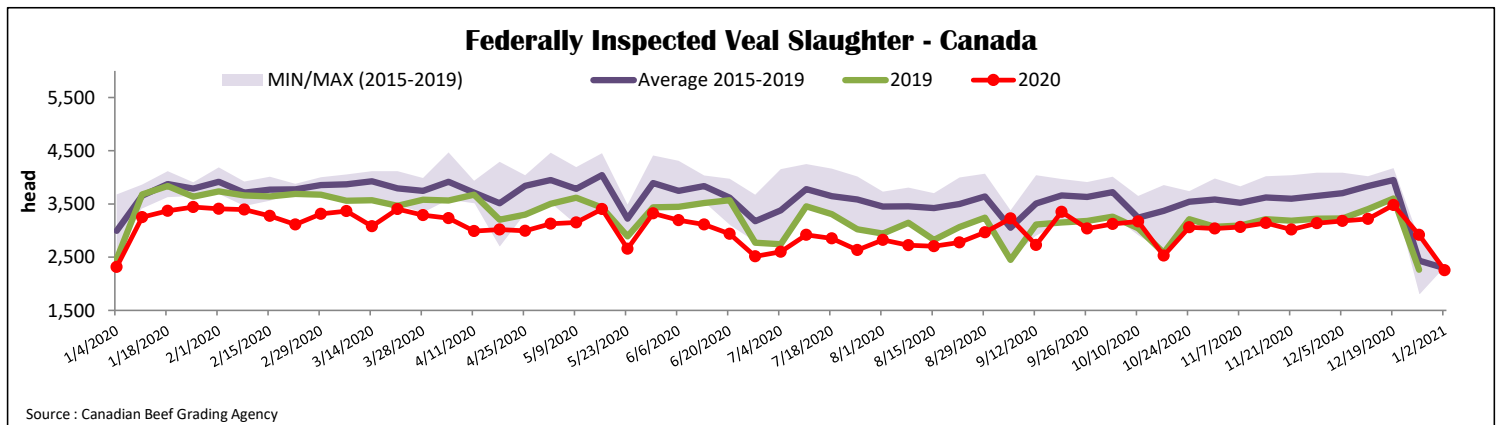
Source: Canadian Beef Grading Agency

Source: Canadian Food Inspection Agency (CFIA)

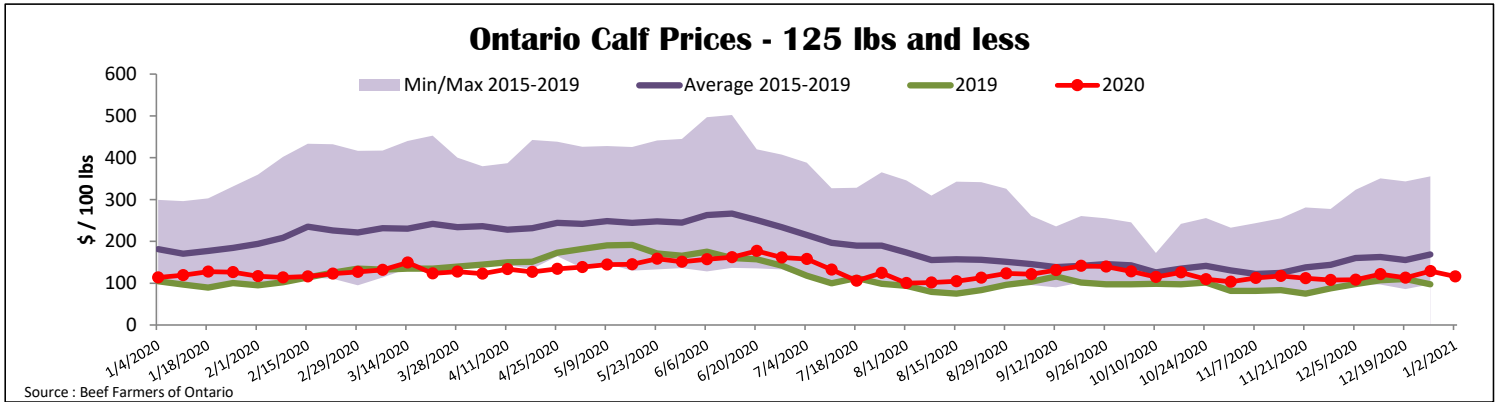
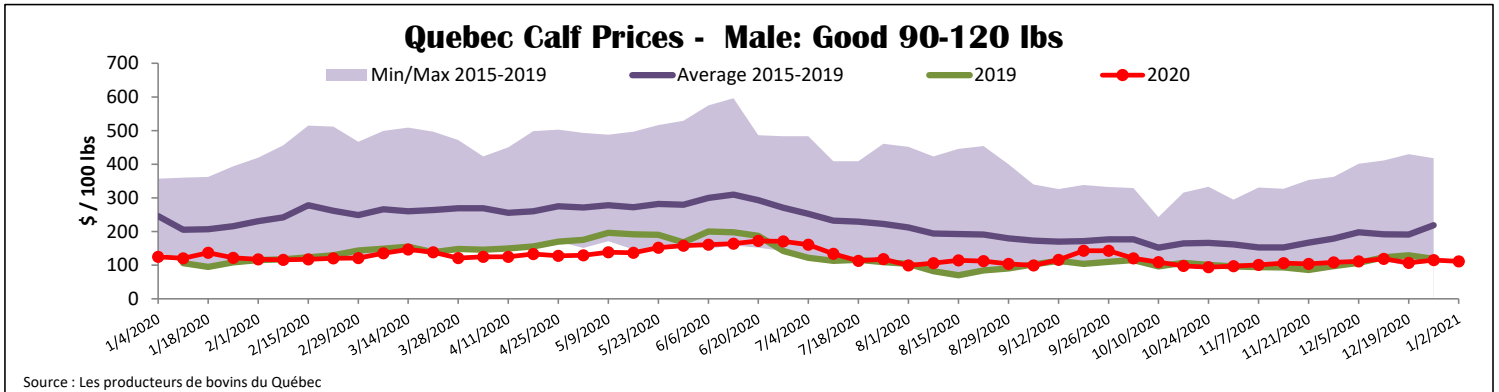
Domestic Exports					Imports							
Total veal (tonnes)	Jan. 1 - Nov. 30, 2020	2020			2019			Total veal (tonnes)	Jan. 1 2020- Jan. 2 2021	2020		
		2020	2019	% chg	2020	2019	% chg					
United States		2 231	2 103	6.1 %	New Zealand		2 183	912	139.5 %			
United Arab Emirates		89	190	-53.2 %	United States		830	1 332	-37.7 %			
Saint Pierre and Miquelon		5	12	-52.8 %	Australia		130	232	-43.9 %			
Others		1	7	-92.7 %	EU-27							
Total		2 326	2 312	0.6 %	Netherlands		321	368	-12.8 %			
					Others		185	21	-			
					EU-27 total		506	389	30.0 %			
					Others		17	143	-88.0 %			
					Total		3 667	3 008	21.9 %			

Source: Statistics Canada

Source: CFIA



Source: Canadian Beef Grading Agency



United States											
Week ending December 26, 2020											
Federally Inspected Slaughter					Northeast and North Central U.S. Wholesale Price						
Weekly					December 2020 Wholesale Price						
	2020		2019		% chg		Year to date		\$/100 lbs		
									Simple avg	Min	Max
Milk-fed or nature	2 227	3 196	-30.3 %	178 273	192 363	-7.3 %	307 Rack, Ribeye	N/A	N/A	N/A	
North East & North Central*	5 340	5 712	-6.5 %	265 098	383 429	-30.9 %	332 Loin, Trimmed 4x4	610.00	525.00	695.00	
Other calves	7 567	8 908	-15.1 %	443 371	575 792	-23.0 %	1336 Leg slice, Retail	875.00	825.00	925.00	
Production							1312 Osso Buco, Fore Shank	760.00	695.00	825.00	
Calves (million lbs)	1.0	1.1	-9.1 %	61.6	72.1	-14.6 %	Shoulder Clod, Chuck	610.00	525.00	695.00	
Live weight (lbs)	233	222	5.0 %								
Dressed weight (lbs)	135	128	5.5 %								

Source : USDA

North East & North Central					Pennsylvania Calf Auction						
(Veal Carcass, Hot Basis – Paid to Producer (Hide off, 255-315 lbs))					Graded Holstein Bull Calves*						
Special fed : milk fed, nature					December 24, 2020						
\$US / 100 lbs					\$/ 100 lbs						
Non-Packer & Packers Owned					Weighted Average						
					Min						
					Max						
				293.12	285.00	300.00	Number 1	Weight	Head	Min	Max
							- 89 lbs	20	80.00	105.00	
							90 - 120 lbs	149	70.00	125.00	
							+ 120 lbs	7	80.00	120.00	
							Beef Cross	78	110.00	265.00	
							Number 2	- 100 lbs	97	40.00	95.00
							+ 100 lbs	148	40.00	115.00	
							Beef Cross	35	70.00	210.00	
							Number 3	- 100 lbs	161	12.00	85.00
							+ 100 lbs	93	20.00	75.00	
							Beef Cross	19	15.00	130.00	

* Does not include all head sold

Source : USDA