

Veal Supply at a Glance - Canada

For week ending January 23, 2021

Quebec Live Auction											
Dairy Calves	Number	2021			Number	2020			Volume (YTD)		
		Price (\$ / 100 lbs)				Price (\$ / 100 lbs)			head		
Holstein Male	(head)	Average	Min	Max	(head)	Average	Min	Max	2021	2020	% chg
Good 90 -120 lbs	539	114.00	100.00	130.00	615	137.00	110.00	165.00	1 785	1 863	-4.2 %
Good 121 - 140 lbs	143	118.00	100.00	130.00	227	133.00	110.00	155.00	616	817	-24.6 %
Average 90 - 140 lbs	467	86.00	60.00	120.00	565	115.00	80.00	145.00	1 423	1 556	-8.5 %
Misc. - All weights	198	40.00	28.00	70.00	243	55.00	20.00	100.00	691	640	8.0 %
Holstein Female											
Good 90 -120 lbs	36	73.00	50.00	100.00	87	118.00	60.00	170.00	152	213	-28.6 %
Other milk breeds (all weights)	21	55.00	30.00	105.00	23	79.00	50.00	120.00	85	65	30.8 %
Crossbreeds dairy-butcher (all weights)	376	261.00	120.00	390.00	210	223.00	140.00	300.00	1 225	692	77.0 %
A2 Grain fed veal cattle (hide off)	1 400	243.00	n/a	n/a	1 489	250.00	n/a	n/a	5 032	4 536	10.9 %
688 lbs live / 375-419 lbs hide off											

Source: Les producteurs de bovins du Québec

Ontario Live Auction											
	Number	2021			Number	2020			Volume (YTD)		
		Price (\$ / 100 lbs)				Price (\$ / 100 lbs)			head		
+ 600 lbs	542	124.32	103.59	141.77	638	115.40	91.13	134.09	1 891	1 731	9.2 %
451 - 600 lbs	35	92.51	77.45	106.17	49	104.61	85.60	119.91	102	145	-29.7 %
301 - 450 lbs	32	125.47	102.10	155.03	44	127.62	88.57	167.22	116	93	24.7 %
126 - 300 lbs	130	113.86	68.48	237.83	168	106.57	64.74	180.19	437	451	-3.1 %
- 125 lbs	865	129.79	72.77	331.91	887	127.29	73.12	256.04	2 695	2 517	7.1 %

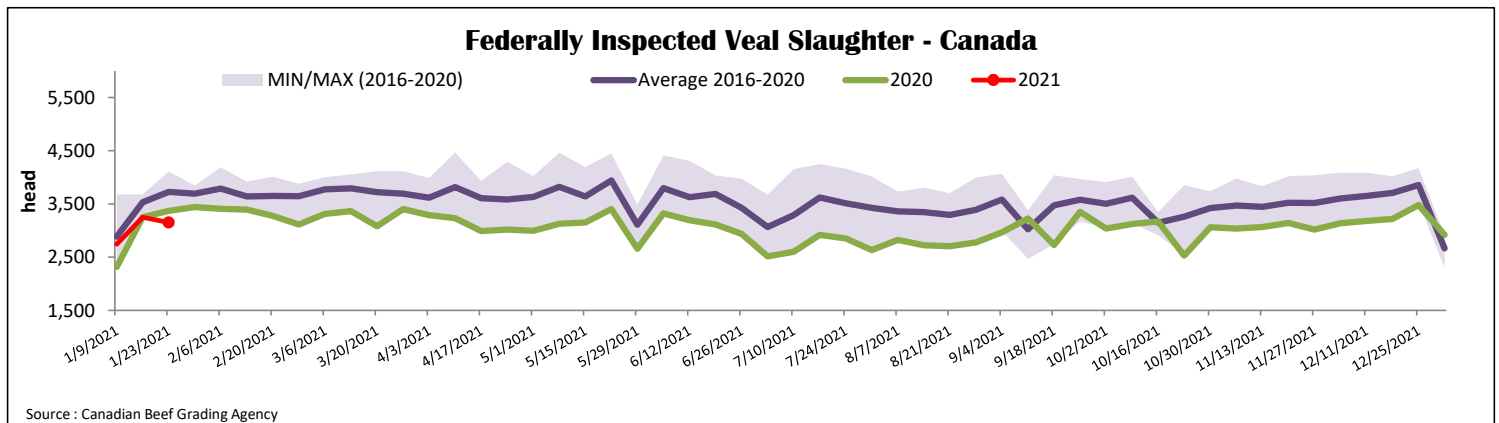
Source: Beef Farmers of Ontario

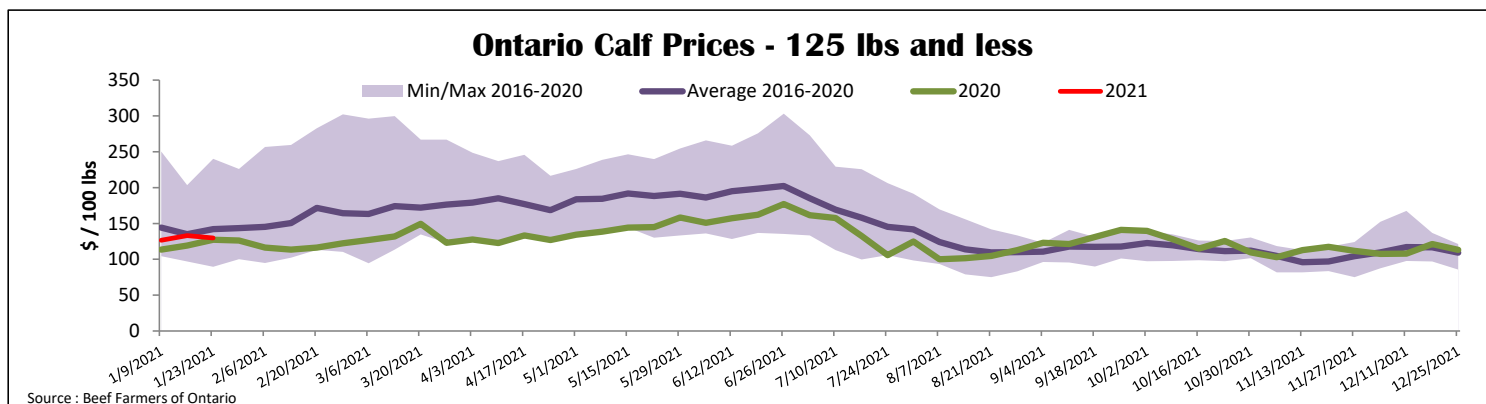
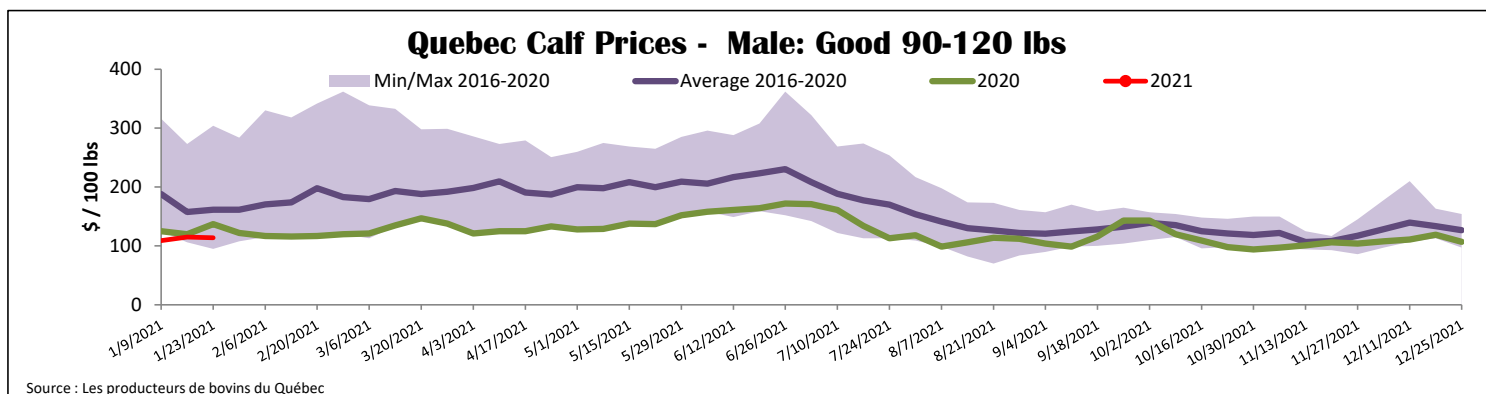
Federally Inspected Slaughter									
	Weekly			Year to date			Carcass Weight lbs (Jan.-Dec.)		
	2021	2020	% chg	2021	2020	% chg	2020	2019	% chg
Quebec	3 152	3 370	-6.5 %	9 146	8 938	2.3 %	347	337	3.2 %
Rest of Canada	0	0	-	0	0	-	398	374	6.7 %
Canada	3 152	3 370	-6.5 %	9 146	8 938	2.3 %	347	338	2.8 %

Source: Canadian Beef Grading Agency

Domestic Exports					Imports				
Total veal (tonnes)	Jan. 1 - Nov. 30, 2020				Total veal (tonnes)	Jan. 1 - Jan. 23, 2021			
	2020	2019	% chg			2021	2020	% chg	
United States	2 231	2 103	6.1 %		New Zealand	129	0	-	
United Arab Emirates	89	190	-53.2 %		United States	43	18	-	
Saint Pierre and Miquelon	5	12	-52.8 %		Australia	0	0	-	
Others	1	7	-92.7 %		EU-27				
Total	2 326	2 312	0.6 %		Italy	24	0	-	
					Others	7	33	-	
					EU-27 total	31	33	-6.4 %	
					Others	0	0	-	
					Total	203	51	-	

Source: Statistics Canada





United States

Week ending January 16, 2021

Federally Inspected Slaughter				Year to date			Northeast and North Central U.S. Wholesale Price			
Weekly				Year to date			December 2020 Wholesale Price			
	2021	2020	% chg	2021	2020	% chg	\$/100 lbs	Simple avg	Min	Max
Milk-fed or nature										
North East & North Central*	2 656	3 757	-29.3 %	8 178	7 219	13.3 %	307 Rack, Ribeye	N/A	N/A	N/A
Other calves	5 313	8 083	-34.3 %	8 328	14 684	-43.3 %	332 Loin, Trimmed 4x4	610.00	525.00	695.00
	7 969	11 840	-32.7 %	16 506	21 903	-24.6 %	1336 Leg slice, Retail	875.00	825.00	925.00
Production							1312 Osso Buco, Fore Shank	760.00	695.00	825.00
Calves (million lbs)	1.1	1.4	-21.4 %	2.2	2.6	-15.4 %	Shoulder Clod, Chuck	610.00	525.00	695.00
Live weight (lbs)	248	208	19.2 %							
Dressed weight (lbs)	144	119	21.0 %							

Source : USDA

North East & North Central					Pennsylvania Calf Auction				
(Veal Carcass, Hot Basis – Paid to Producer (Hide off, 255-315 lbs))					Graded Holstein Bull Calves* January 16, 2021				
Special fed : milk fed, nature					\$/ 100 lbs				
\$/US / 100 lbs	Weighted Average		Min	Max	Number	Weight	Head	Min	Max
Non-Packer & Packers Owned	293.90	285.00	285.00	300.00	Number 1	- 89 lbs	45	60.00	105.00
						90 - 120 lbs	255	70.00	115.00
						+ 120 lbs	17	70.00	102.00
						Beef Cross	92	135.00	315.00
					Number 2	- 100 lbs	144	35.00	105.00
						+ 100 lbs	145	40.00	105.00
						Beef Cross	37	95.00	210.00
					Number 3	- 100 lbs	134	10.00	92.00
						+ 100 lbs	52	15.00	85.00
						Beef Cross	2	50.00	60.00

* Does not include all head sold

Source : USDA