

Veal Supply at a Glance - Canada

For week ending February 6, 2021

Quebec Live Auction											
Dairy Calves	Number	2021			Number	2020			Volume (YTD)		
		Price (\$ / 100 lbs)				Price (\$ / 100 lbs)			head		
Holstein Male	(head)	Average	Min	Max	(head)	Average	Min	Max	2021	2020	% chg
Good 90 -120 lbs	442	116.00	100.00	130.00	610	117.00	100.00	125.00	2 761	3 150	-12.3 %
Good 121 - 140 lbs	177	118.00	104.00	130.00	210	116.00	100.00	130.00	974	1 253	-22.3 %
Average 90 - 140 lbs	345	89.00	60.00	115.00	515	101.00	80.00	115.00	2 193	2 586	-15.2 %
Misc. - All weights	153	40.00	20.00	65.00	234	52.00	30.00	85.00	1 072	1 152	-6.9 %
Holstein Female											
Good 90 -120 lbs	27	82.00	50.00	110.00	75	113.00	80.00	190.00	207	359	-42.3 %
Other milk breeds (all weights)	15	83.00	40.00	135.00	28	76.00	44.00	105.00	115	120	-4.2 %
Crossbreeds dairy-butcher (all weights)	344	280.00	120.00	420.00	224	247.00	140.00	345.00	1 977	1 107	78.6 %
A2 Grain fed veal cattle (hide off)	1 575	240.00	n/a	n/a	1 547	250.00	n/a	n/a	8 214	7 471	9.9 %
688 lbs live / 375-419 lbs hide off											

Source: Les producteurs de bovins du Québec

Ontario Live Auction											
	Number	2021			Number	2020			Volume (YTD)		
		Price (\$ / 100 lbs)				Price (\$ / 100 lbs)			head		
	(head)	Average	Min	Max	(head)	Average	Min	Max	2021	2020	% chg
+ 600 lbs	581	119.01	103.22	132.52	626	118.59	96.47	136.90	3 036	2 913	4.2 %
451 - 600 lbs	29	107.80	100.17	116.52	47	95.15	79.44	113.31	154	255	-39.6 %
301 - 450 lbs	18	106.52	95.83	116.66	46	103.86	82.28	135.21	152	171	-11.1 %
126 - 300 lbs	96	139.16	77.19	290.78	117	104.03	65.58	186.44	631	683	-7.6 %
- 125 lbs	707	135.24	70.31	347.69	827	116.43	73.99	252.75	4 259	4 181	1.9 %

Source: Beef Farmers of Ontario

Federally Inspected Slaughter									
	Weekly			Year to date			Carcass Weight lbs (Jan.-Dec.)		
	2021	2020	% chg	2021	2020	% chg	2020	2019	% chg
Quebec	3 031	3 407	-11.0 %	15 257	15 786	-3.4 %	347	337	3.2 %
Rest of Canada	0	0	-	0	0	-	398	374	6.7 %
Canada	3 031	3 407	-11.0 %	15 257	15 786	-3.4 %	347	338	2.8 %

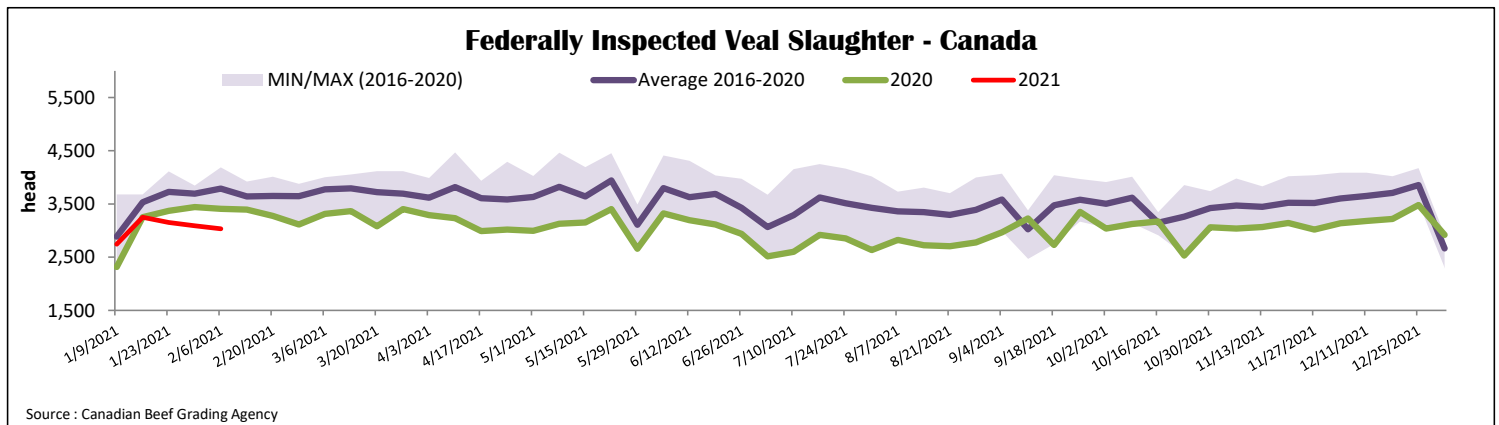
Source: Canadian Beef Grading Agency

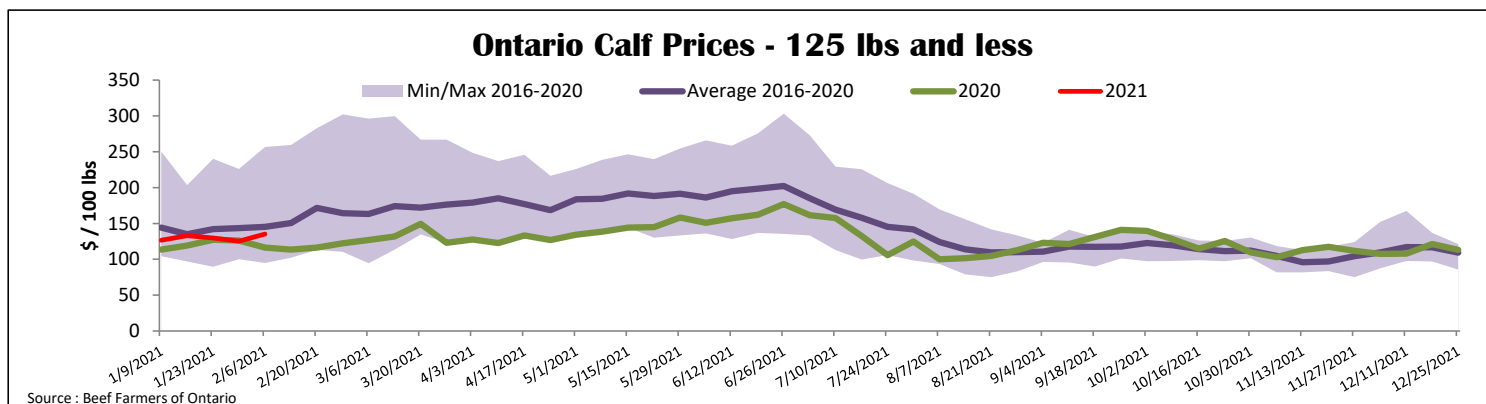
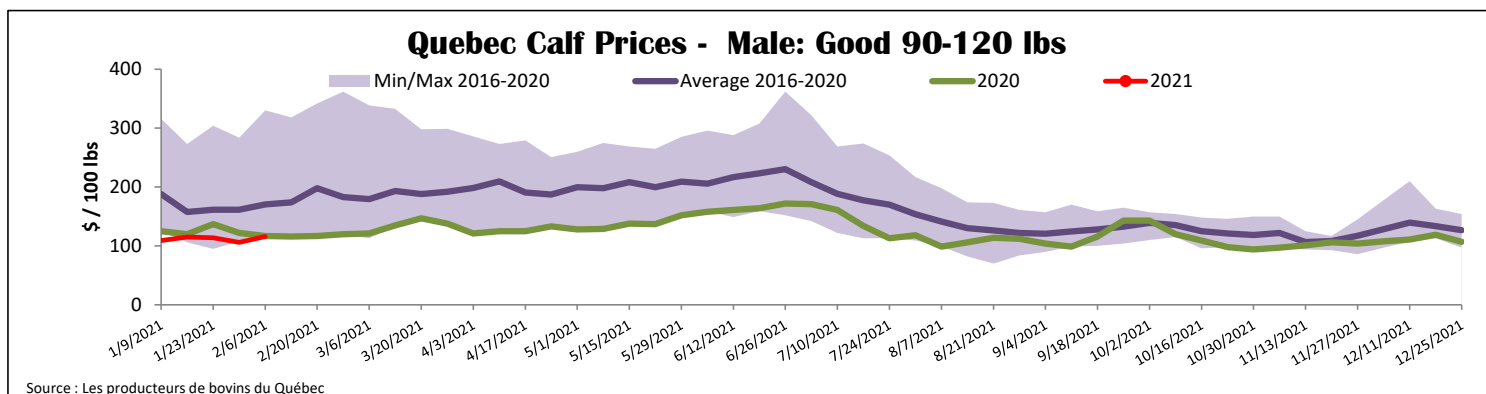
Source: Canadian Food Inspection Agency (CFIA)

Domestic Exports					Imports				
Total veal (tonnes)	Jan. 1 - Dec. 30, 2020	2020			Total veal (tonnes)	Jan. 1 - Feb. 6, 2021	2021		
		2019	% chg	2020			2020	% chg	
United States	2 447	2 184	12.0 %	New Zealand	147	52	-		
United Arab Emirates	99	209	-52.7 %	United States	85	101	-15.9 %		
Japan	24	0	-	Australia	0	29	-		
Others	9	19	-52.3 %	EU-27					
Total	2 579	2 412	6.9 %	Netherlands	30	47	-36.0 %		
				Others	35	24	45.7 %		
				EU-27 total	66	71	-8.2 %		
				Others	0	0	-		
				Total	298	254	17.2 %		

Source: Statistics Canada

Source: CFIA





United States

Week ending January 30, 2021

Federally Inspected Slaughter				Year to date			Northeast and North Central U.S. Wholesale Price			
		Weekly					January 2021 Wholesale Price			
	2021	2020	% chg	2021	2020	% chg	\$/100 lbs	Simple avg	Min	Max
Milk-fed or nature										
North East & North Central*	2 611	3 915	-33.3 %	13 731	15 452	-11.1 %	307 Rack, Ribeye	N/A	N/A	N/A
Other calves	4 902	6 515	-24.8 %	17 914	27 852	-35.7 %	332 Loin, Trimmed 4x4	610.00	525.00	695.00
	7 513	10 430	-28.0 %	31 645	43 304	-26.9 %	1336 Leg slice, Retail	875.00	825.00	925.00
Production							1312 Osso Buco, Fore Shank	760.00	695.00	825.00
Calves (million lbs)	1.1	1.4	-21.4 %	4.4	5.5	-20.0 %	Shoulder Clod, Chuck	610.00	525.00	695.00
Live weight (lbs)	256	230	11.3 %							
Dressed weight (lbs)	149	133	12.0 %							

Source : USDA

North East & North Central					Pennsylvania Calf Auction					
(Veal Carcass, Hot Basis – Paid to Producer (Hide off, 255-315 lbs))					Graded Holstein Bull Calves* January 30, 2021					
Special fed : milk fed, nature										
\$/US / 100 lbs			Weighted Average	Min	Max			\$/ 100 lbs		
						Number 1	Weight	Head	Min	Max
Non-Packer & Packers Owned			292.81	285.00	300.00		- 89 lbs	59	70.00	130.00
							90 - 120 lbs	275	80.00	137.00
							+ 120 lbs	21	90.00	122.00
							Beef Cross	110	130.00	300.00
						Number 2	- 100 lbs	109	50.00	122.00
							+ 100 lbs	143	70.00	115.00
							Beef Cross	32	140.00	225.00
						Number 3	- 100 lbs	126	15.00	110.00
							+ 100 lbs	51	25.00	97.00
							Beef Cross	14	30.00	180.00

* Does not include all head sold

Source : USDA