

Veal Supply at a Glance - Canada

For week ending February 20, 2021

Quebec Live Auction											
	Number	2021			2020			Volume (YTD)			
		Price (\$ / 100 lbs)	Price (\$ / 100 lbs)	Price (\$ / 100 lbs)	Number	Price (\$ / 100 lbs)	Price (\$ / 100 lbs)	head	head	% chg	
Dairy Calves	(head)	Average	Min	Max	(head)	Average	Min	Max	2021	2020	% chg
Holstein Male											
Good 90 -120 lbs	487	113.00	100.00	130.00	586	117.00	105.00	130.00	3 728	4 315	-13.6 %
Good 121 - 140 lbs	178	113.00	105.00	130.00	214	119.00	100.00	135.00	1 375	1 668	-17.6 %
Average 90 - 140 lbs	361	89.00	55.00	115.00	464	99.00	75.00	120.00	3 022	3 566	-15.3 %
Misc. - All weights	191	41.00	2.00	70.00	254	44.00	30.00	90.00	1 454	1 666	-12.7 %
Holstein Female											
Good 90 -120 lbs	32	84.00	40.00	160.00	81	106.00	50.00	170.00	289	520	-44.4 %
Other milk breeds (all weights)	25	60.00	20.00	110.00	31	83.00	50.00	120.00	165	171	-3.5 %
Crossbreeds dairy-butcher (all weights)	375	281.00	130.00	415.00	232	223.00	120.00	305.00	2 806	1 584	77.1 %
A2 Grain fed veal cattle (hide off)	1 877	233.00	n/a	n/a	1 446	250.00	n/a	n/a	11 741	10 350	13.4 %
688 lbs live / 375-419 lbs hide off											

Source: Les producteurs de bovins du Québec

Ontario Live Auction											
	Number	2021			2020			Volume (YTD)			
		Price (\$ / 100 lbs)	Price (\$ / 100 lbs)	Price (\$ / 100 lbs)	Number	Price (\$ / 100 lbs)	Price (\$ / 100 lbs)	head	head	% chg	
+ 600 lbs	598	121.89	111.77	135.82	558	121.14	106.81	131.79	4 137	3 949	4.8 %
451 - 600 lbs	19	95.97	73.37	107.23	36	110.81	81.53	133.57	210	332	-36.7 %
301 - 450 lbs	24	119.23	75.95	130.51	43	134.93	97.88	166.79	192	255	-24.7 %
126 - 300 lbs	97	130.61	86.41	262.49	120	104.26	58.17	190.15	833	921	-9.6 %
- 125 lbs	648	141.60	77.15	338.40	761	116.30	70.83	260.11	5 800	5 712	1.5 %

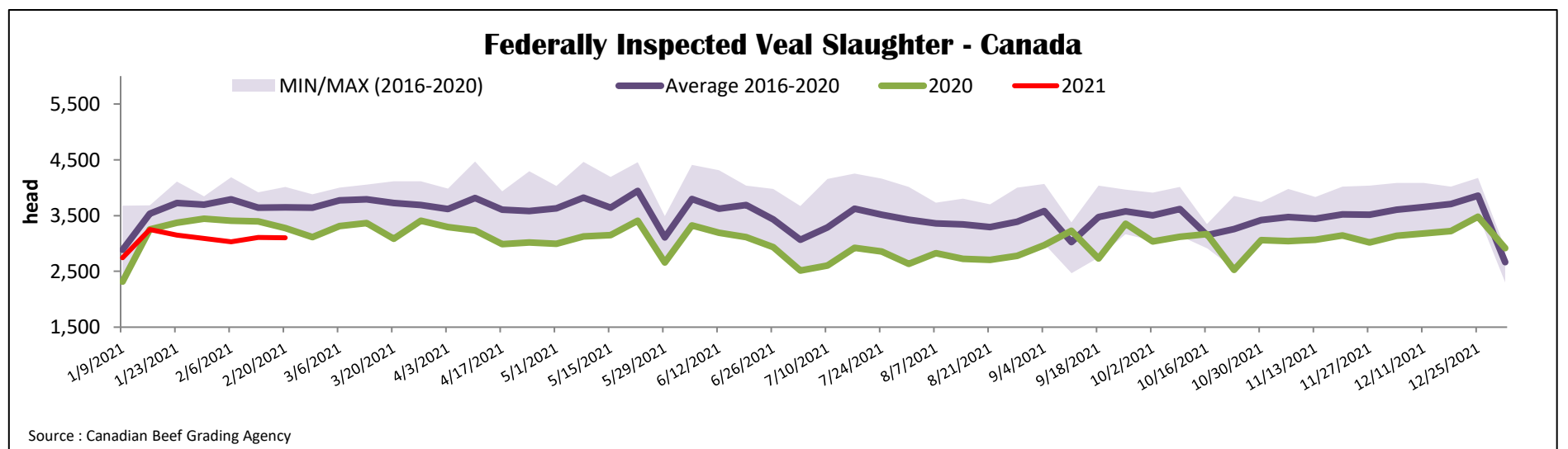
Source: Beef Farmers of Ontario

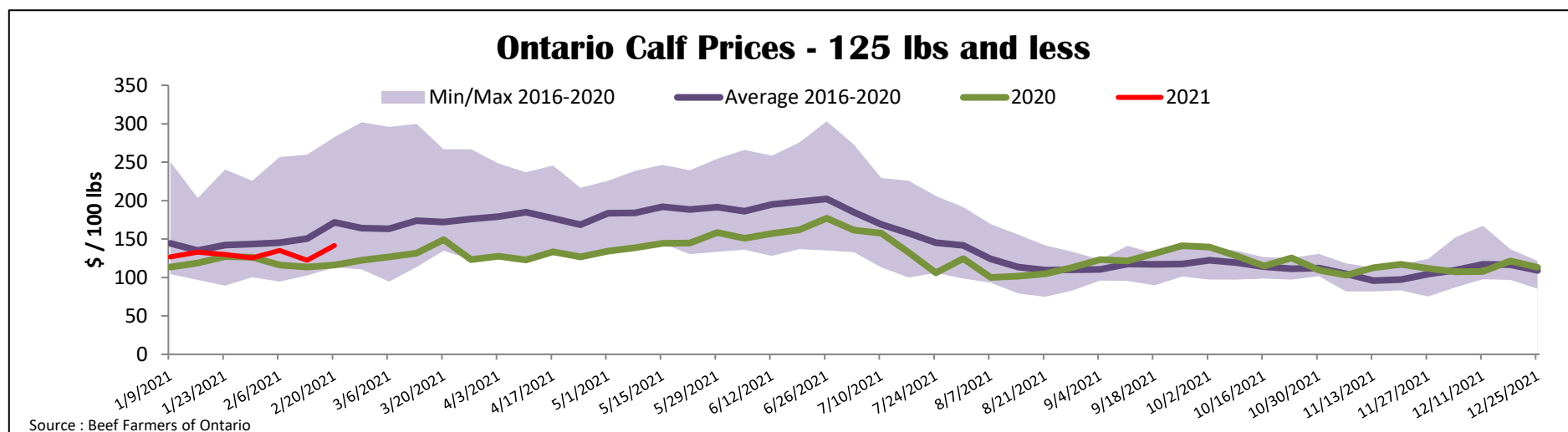
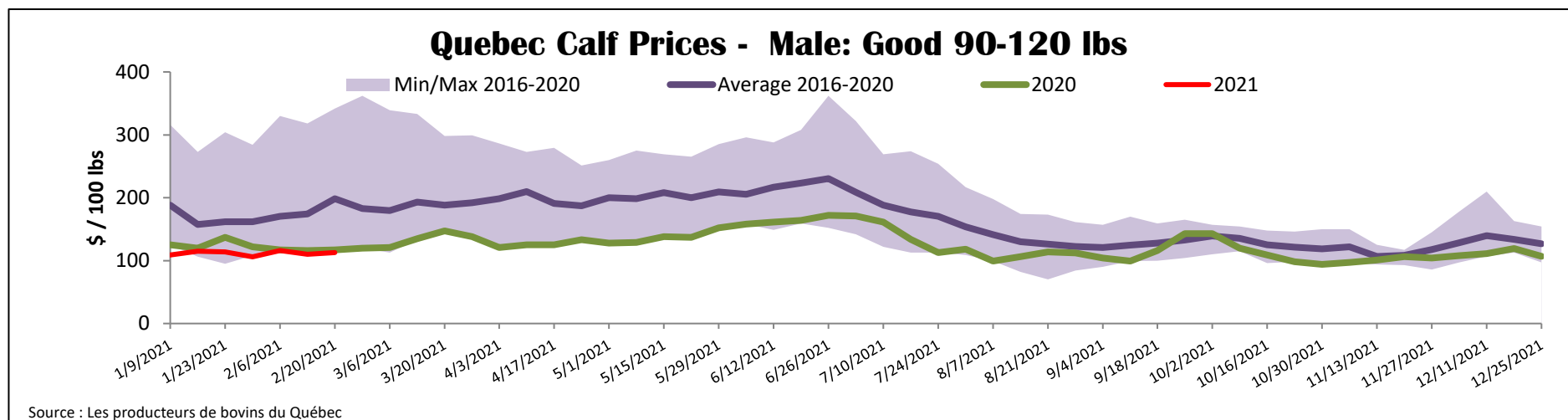
Federally Inspected Slaughter									
	Weekly			Year to date			Carcass Weight lbs (Jan.-Dec.)		
	2021	2020	% chg	2021	2020	% chg	2020	2019	% chg
Quebec	3 101	3 274	-5.3 %	21 464	22 456	-4.4 %	347	337	3.2 %
Rest of Canada	0	0	-	0	0	-	398	374	6.7 %
Canada	3 101	3 274	-5.3 %	21 464	22 456	-4.4 %	347	338	2.8 %

Source: Canadian Beef Grading Agency / Source: Canadian Food Inspection Agency (CFIA)

Domestic Exports					Imports				
Total veal (tonnes)	Jan. 1 - Dec. 31, 2020				Total veal (tonnes)	Jan. 1 - Feb. 20, 2021			
	2020	2019	% chg			2021	2020	% chg	
United States	2 447	2 184	12.0 %		New Zealand	147	70	-	
United Arab Emirates	99	209	-52.7 %		United States	116	145	-20.5 %	
Japan	24	0	-		Australia	0	47		
Others	9	19	-52.3 %		EU-27				
Total	2 579	2 412	6.9 %		Netherlands	34	56	-38.4 %	
					Others	37	27	40.1 %	
					EU-27 total	72	82	-13.0 %	
					Others	0	0		
					Total	335	345	-2.9 %	

Source: Statistics Canada / Source: CFIA





United States											
Week ending February 13, 2021											
Federally Inspected Slaughter					Northeast and North Central U.S. Wholesale Price						
			Weekly				January 2021 Wholesale Price				
	2021	2020	% chg	2021	2020	% chg	\$/100 lbs	Simple avg	Min	Max	
Milk-fed or nature											
North East & North Central*	2 867	3 494	-17.9 %	19 333	22 808	-15.2 %	307 Rack, Ribeye	N/A	N/A	N/A	
Other calves	5 495	6 335	-13.3 %	28 196	41 070	-31.3 %	332 Loin, Trimmed 4x4	610.00	525.00	695.00	
	8 362	9 829	-14.9 %	47 529	63 878	-25.6 %	1336 Leg slice, Retail	875.00	825.00	925.00	
Production							1312 Osso Buco, Foreshank	760.00	695.00	825.00	
Calves (million lbs)	1.1	1.2	-8.3 %	6.6	8.0	-17.5 %	Shoulder Clod, Chuck	610.00	525.00	695.00	
Live weight (lbs)	235	217	8.3 %								
Dressed weight (lbs)	136	125	8.8 %								
North East & North Central					Pennsylvania Calf Auction						
(Veal Carcass, Hot Basis – Paid to Producer (Hide off, 255-315 lbs))					Graded Holstein Bull Calves* February 13, 2021						
Special fed : milk fed, nature					\$/ 100 lbs						
			Weighted Average	Min	Max			Weight	Head	Min	Max
\$US / 100 lbs						Number 1	- 89 lbs	26	65.00	120.00	
Non-Packer & Packers Owned			295.31	290.00	305.00		90 - 120 lbs	166	70.00	145.00	
							+ 120 lbs	28	80.00	135.00	
							Beef Cross	76	110.00	240.00	
						Number 2	- 100 lbs	98	10.00	115.00	
							+ 100 lbs	129	45.00	120.00	
							Beef Cross	42	70.00	210.00	
						Number 3	- 100 lbs	154	5.00	100.00	
							+ 100 lbs	90	15.00	92.00	
							Beef Cross	10	40.00	125.00	
* Does not include all head sold											

Source : USDA

Source : USDA