

Veal Supply at a Glance - Canada

For week ending March 20, 2021

| Quebec Live Auction | | | | | | | | | | | |
|---|--------|-----------------------|--------|--------|--------|-----------------------|--------|--------|--------------|--------|---------|
| | Number | 2021 | | | Number | 2020 | | | Volume (YTD) | | |
| | | Price (\$ / 100 lbs) | | | | Price (\$ / 100 lbs) | | | head | | |
| Dairy Calves | (head) | Average | Min | Max | (head) | Average | Min | Max | 2021 | 2020 | % chg |
| Holstein Male | | | | | | | | | | | |
| Good 90 -120 lbs | 436 | 172.00 | 150.00 | 195.00 | 628 | 147.00 | 130.00 | 170.00 | 5 641 | 6 666 | -15.4 % |
| Good 121 - 140 lbs | 163 | 169.00 | 150.00 | 185.00 | 232 | 145.00 | 120.00 | 170.00 | 2 147 | 2 512 | -14.5 % |
| Average 90 - 140 lbs | 396 | 147.00 | 100.00 | 180.00 | 448 | 128.00 | 100.00 | 165.00 | 4 611 | 5 280 | -12.7 % |
| Misc. - All weights | 190 | 71.00 | 30.00 | 135.00 | 174 | 63.00 | 20.00 | 120.00 | 2 171 | 2 558 | -15.1 % |
| Holstein Female | | | | | | | | | | | |
| Good 90 -120 lbs | 36 | 134.00 | 100.00 | 162.00 | 64 | 139.00 | 100.00 | 190.00 | 524 | 802 | -34.7 % |
| Other milk breeds (all weights) | 24 | 90.00 | 55.00 | 120.00 | 24 | 88.00 | 50.00 | 120.00 | 272 | 268 | 1.5 % |
| Crossbreeds dairy-butcher (all weights) | 302 | 313.00 | 150.00 | 410.00 | 206 | 261.00 | 150.00 | 355.00 | 4 124 | 2 497 | 65.2 % |
| A2 Grain fed veal cattle (hide off) | 1 597 | 233.30 | n/a | n/a | 1 367 | 250.70 | n/a | n/a | 17 833 | 15 776 | 13.0 % |
| 688 lbs live / 375-419 lbs hide off | | | | | | | | | | | |

Source: Les producteurs de bovins du Québec

| Ontario Live Auction | | | | | | | | | | | |
|----------------------|--------|-----------------------|--------|--------|--------|-----------------------|--------|--------|--------------|-------|---------|
| | Number | 2021 | | | Number | 2020 | | | Volume (YTD) | | |
| | | Price (\$ / 100 lbs) | | | | Price (\$ / 100 lbs) | | | head | | |
| | (head) | Average | Min | Max | (head) | Average | Min | Max | 2021 | 2020 | % chg |
| + 600 lbs | 781 | 108.90 | 93.82 | 122.05 | 698 | 122.30 | 107.52 | 133.99 | 7 021 | 6 361 | 10.4 % |
| 451 - 600 lbs | 30 | 111.40 | 99.47 | 120.02 | 65 | 99.59 | 72.52 | 127.25 | 346 | 539 | -35.8 % |
| 301 - 450 lbs | 32 | 119.75 | 88.11 | 177.61 | 60 | 113.54 | 75.11 | 154.43 | 334 | 428 | -22.0 % |
| 126 - 300 lbs | 114 | 151.04 | 99.92 | 269.08 | 124 | 125.51 | 81.02 | 220.46 | 1 295 | 1 414 | -8.4 % |
| - 125 lbs | 741 | 176.06 | 109.66 | 376.35 | 744 | 149.39 | 99.36 | 292.07 | 8 797 | 8 886 | -1.0 % |

Source: Beef Farmers of Ontario

| Federally Inspected Slaughter | | | | | | | | | |
|-------------------------------|--------------|--------------|--------------|---------------|---------------|---------------|---------------------------|------------|--------------|
| | Weekly | | | Year to date | | | Carcass Weight lbs (Jan.) | | |
| | 2021 | 2020 | % chg | 2021 | 2020 | % chg | 2021 | 2020 | % chg |
| Quebec | 3 216 | 3 082 | 4.3 % | 34 355 | 35 326 | -2.7 % | 354 | 335 | 5.5 % |
| Rest of Canada | 0 | 0 | - | 0 | 0 | - | - | - | - |
| Canada | 3 216 | 3 082 | 4.3 % | 34 355 | 35 326 | -2.7 % | 354 | 335 | 5.5 % |

Source: Canadian Beef Grading Agency

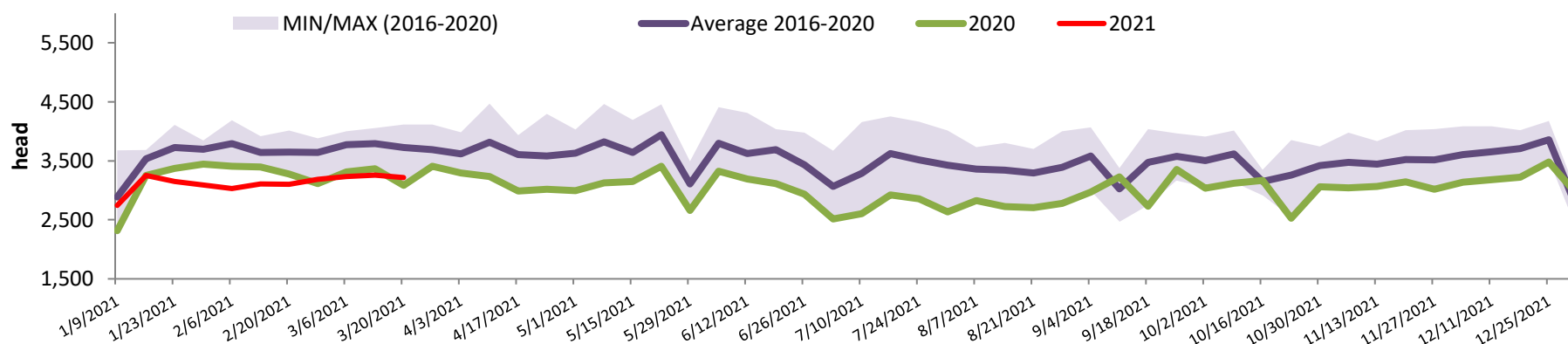
Source: Canadian Food Inspection Agency (CFIA)

| Domestic Exports | | | | | Imports | | | | |
|----------------------|------------------------|------------|----------|--|---------------------|-------------------------|------------|---------------|--|
| Total veal (tonnes) | Jan. 1 - Jan. 31, 2021 | | | | Total veal (tonnes) | Jan. 1 - March 20, 2021 | | | |
| | 2021 | 2020 | % chg | | | 2021 | 2020 | % chg | |
| United States | 278 | 106 | - | | New Zealand | 240 | 108 | - | |
| Japan | 137 | 0 | - | | United States | 181 | 235 | -22.6 % | |
| United Arab Emirates | 25 | 19 | 29.8 % | | Australia | 0 | 55 | - | |
| Others | 0 | 1 | - | | EU-27 | | | | |
| Total | 440 | 126 | - | | Netherlands | 50 | 71 | -29.3 % | |
| | | | | | Others | 73 | 27 | - | |
| | | | | | EU-27 total | 123 | 98 | 26.2 % | |
| | | | | | Others | 25 | 0 | - | |
| | | | | | Total | 570 | 495 | 15.0 % | |

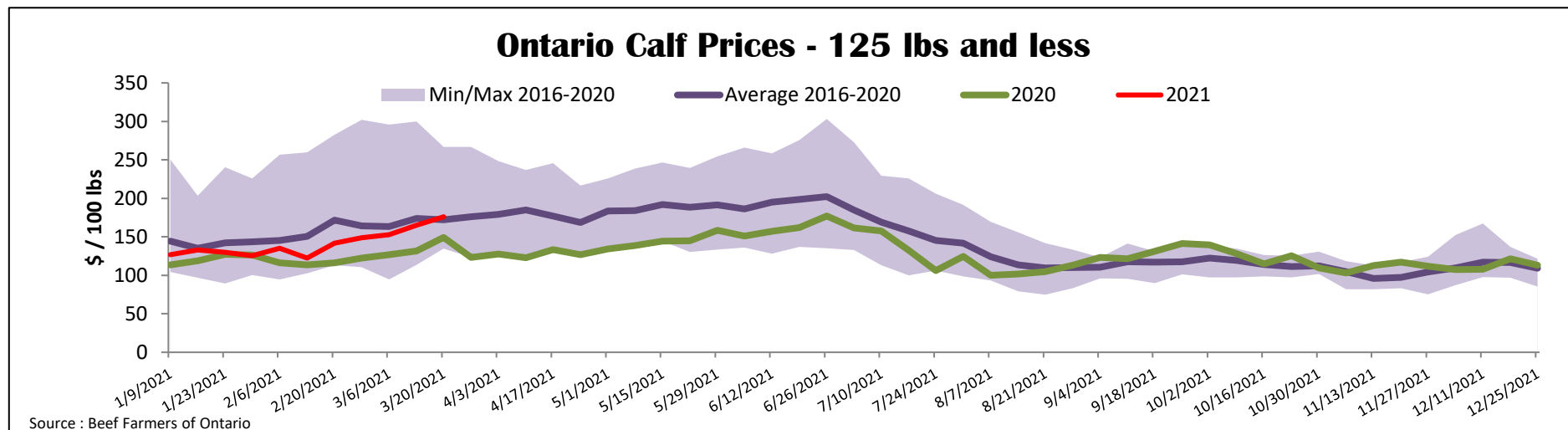
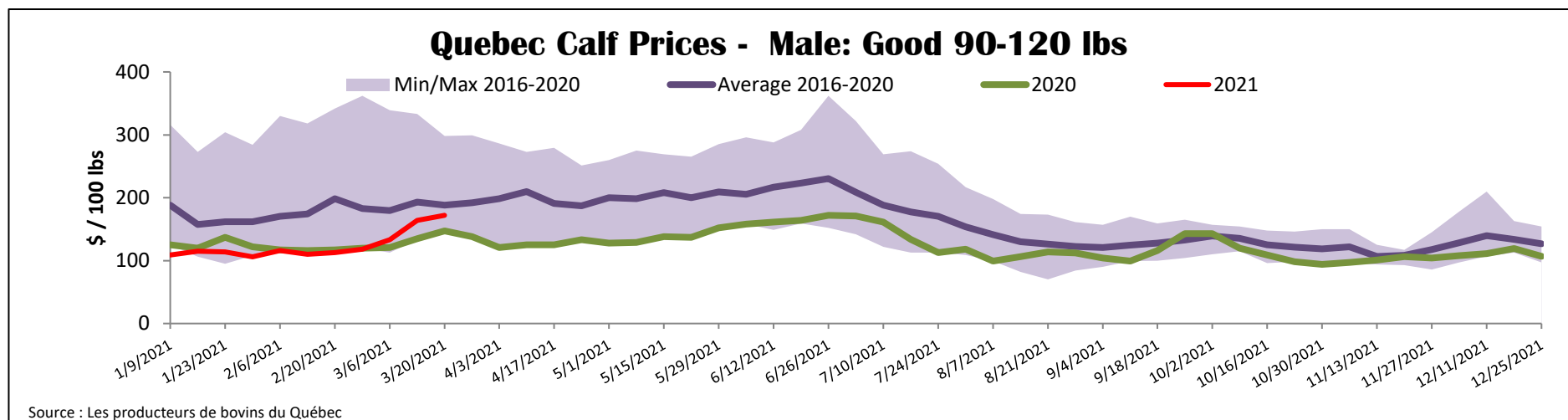
Source: Statistics Canada

Source: CFIA

Federally Inspected Veal Slaughter - Canada



Source: Canadian Beef Grading Agency



| United States | | | | | | | | | | | |
|--|--------------|---------------|----------------|------------------|--|-------------------------------|---------------------------|--------------|--------|--------|--------|
| Week ending March 13, 2021 | | | | | | | | | | | |
| Federally Inspected Slaughter | | | | | Northeast and North Central U.S. Wholesale Price | | | | | | |
| Weekly | | | Year to date | | | February 2021 Wholesale Price | | | | | |
| | 2021 | 2020 | % chg | 2021 | 2020 | % chg | \$/100 lbs | Simple avg | Min | Max | |
| Milk-fed or nature | | | | | | | | | | | |
| North East & North Central* | 2 930 | 4 203 | -30.3 % | 31 035 | 38 338 | -19.0 % | 307 Rack, Ribeye | N/A | N/A | N/A | |
| Other calves | 3 806 | 6 332 | -39.9 % | 46 814 | 65 636 | -28.7 % | 332 Loin, Trimmed 4x4 | 610.00 | 525.00 | 695.00 | |
| | 6 736 | 10 535 | -36.1 % | 77 849 | 103 974 | -25.1 % | 1336 Leg slice, Retail | 875.00 | 825.00 | 925.00 | |
| Production | | | | | | | 1312 Osso Buco, Foreshank | 760.00 | 695.00 | 825.00 | |
| Calves (million lbs) | 1.0 | 1.4 | -28.6 % | 11.0 | 13.1 | -16.0 % | Shoulder Clod, Chuck | 610.00 | 525.00 | 695.00 | |
| Live weight (lbs) | 267 | 230 | 16.1 % | | | | | | | | |
| Dressed weight (lbs) | 157 | 133 | 18.0 % | | | | | | | | |
| North East & North Central | | | | | Pennsylvania Calf Auction | | | | | | |
| (Veal Carcass, Hot Basis – Paid to Producer (Hide off, 255-315 lbs)) | | | | | Graded Holstein Bull Calves* March 13, 2021 | | | | | | |
| Special fed : milk fed, nature | | | | | \$ / 100 lbs | | | | | | |
| \$US / 100 lbs | | | | Weighted Average | Min | Max | Number 1 | Weight | Head | Min | Max |
| | | | | | | | | - 89 lbs | 57 | 50.00 | 155.00 |
| | | | | | | | | 90 - 120 lbs | 277 | 85.00 | 160.00 |
| | | | | | | | | + 120 lbs | 20 | 105.00 | 145.00 |
| | | | | | | | | Beef Cross | 65 | 125.00 | 345.00 |
| | | | | 297.09 | 290.00 | 310.00 | Number 2 | - 100 lbs | 113 | 45.00 | 132.00 |
| | | | | | | | | + 100 lbs | 107 | 70.00 | 125.00 |
| | | | | | | | | Beef Cross | 29 | 110.00 | 200.00 |
| | | | | | | | Number 3 | - 100 lbs | 92 | 25.00 | 122.00 |
| | | | | | | | | + 100 lbs | 61 | 20.00 | 110.00 |
| | | | | | | | | Beef Cross | 0 | 0.00 | 0.00 |
| | | | | | * Does not include all head sold | | | | | | |

Source : USDA