

Veal Supply at a Glance - Canada

For week ending April 3, 2021

Quebec Live Auction											
	Number	2021			Number	2020			Volume (YTD)		
		Price (\$ / 100 lbs)				Price (\$ / 100 lbs)			head		
Dairy Calves	(head)	Average	Min	Max	(head)	Average	Min	Max	2021	2020	% chg
Holstein Male											
Good 90 -120 lbs	399	169.00	150.00	185.00	515	121.00	100.00	145.00	6 527	7 715	-15.4 %
Good 121 - 140 lbs	129	168.00	160.00	180.00	164	124.00	110.00	145.00	2 465	2 846	-13.4 %
Average 90 - 140 lbs	427	138.00	100.00	170.00	466	98.00	60.00	140.00	5 480	6 239	-12.2 %
Misc. - All weights	206	70.00	20.00	120.00	220	48.00	25.00	90.00	2 573	3 013	-14.6 %
Holstein Female											
Good 90 -120 lbs	22	129.00	100.00	150.00	55	94.00	50.00	165.00	587	932	-37.0 %
Other milk breeds (all weights)	18	97.00	50.00	180.00	67	110.00	50.00	175.00	303	388	-21.9 %
Crossbreeds dairy-butcher (all weights)	379	342.00	200.00	450.00	189	225.00	125.00	315.00	4 902	2 927	67.5 %
A2 Grain fed veal cattle (hide off)	1 529	233.20	n/a	n/a	1 766	250.00	n/a	n/a	20 944	19 131	9.5 %
688 lbs live / 375-419 lbs hide off											

Source: Les producteurs de bovins du Québec

Ontario Live Auction											
	Number	2021			Number	2020			Volume (YTD)		
		Price (\$ / 100 lbs)				Price (\$ / 100 lbs)			head		
	(head)	Average	Min	Max	(head)	Average	Min	Max	2021	2020	% chg
+ 600 lbs	396	116.46	103.82	127.42	761	121.72	108.93	132.94	8 119	7 860	3.3 %
451 - 600 lbs	23	96.19	79.67	109.78	35	101.21	83.80	120.34	405	628	-35.5 %
301 - 450 lbs	32	133.77	102.94	158.44	35	94.26	73.19	125.85	435	520	-16.3 %
126 - 300 lbs	74	159.55	118.96	275.88	94	113.42	73.42	163.63	1 501	1 611	-6.8 %
- 125 lbs	798	174.55	111.84	369.92	712	127.78	79.04	267.49	10 343	10 256	0.8 %

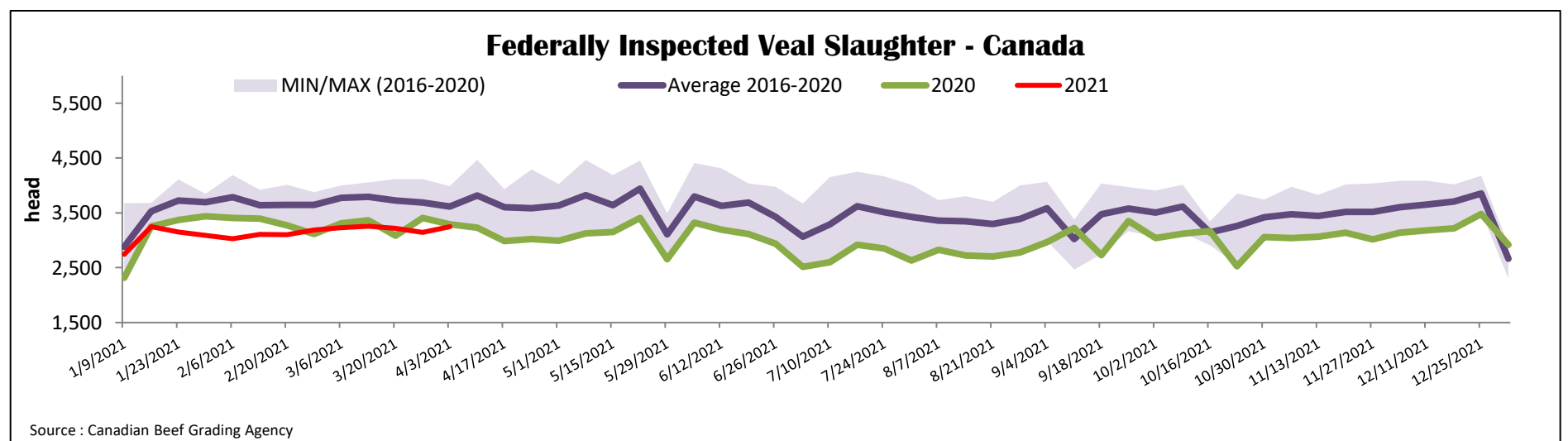
Source: Beef Farmers of Ontario

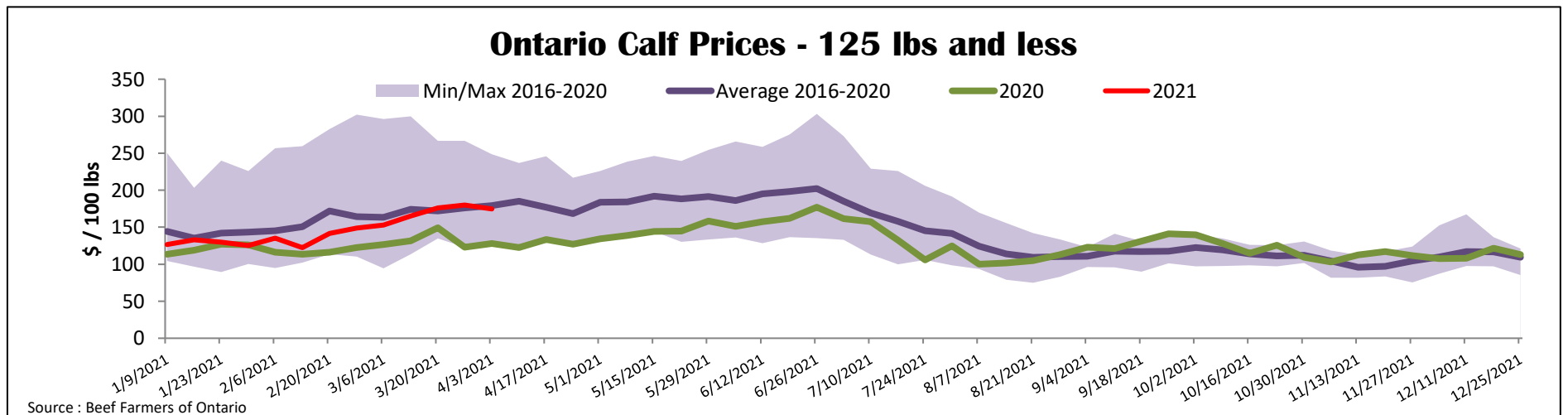
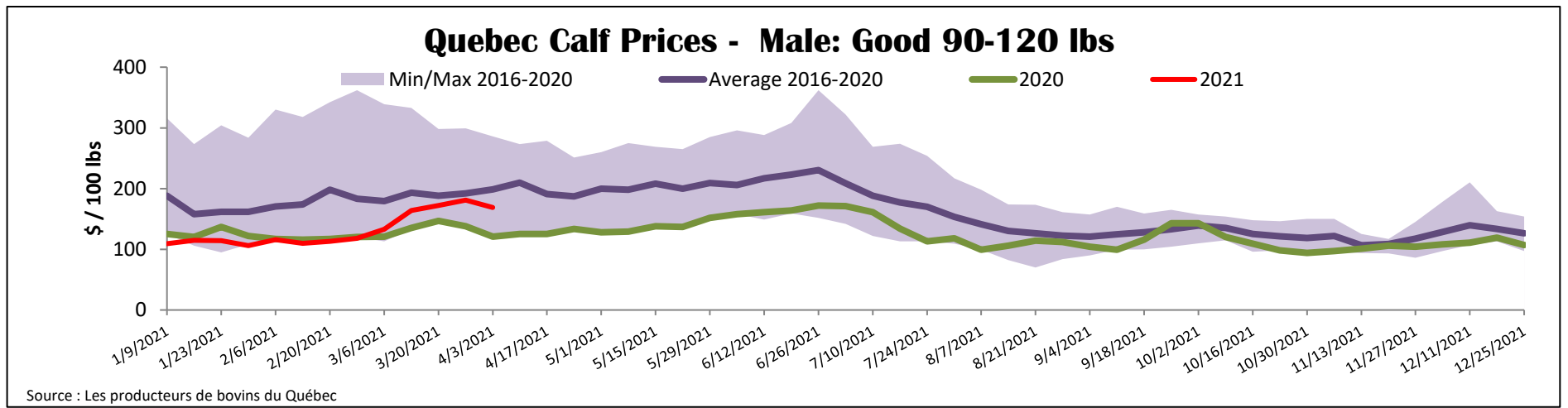
Federally Inspected Slaughter									
	2021	Weekly		2021	Year to date		Carcass Weight lbs (Jan.-Feb.)		
		2020	% chg		2020	% chg	2021	2020	% chg
Quebec	3 249	3 291	-1.3 %	40 751	42 022	-3.0 %	355	337	5.3 %
Rest of Canada	0	0	-	0	0	-	-	-	-
Canada	3 249	3 291	-1.3 %	40 751	42 022	-3.0 %	355	337	5.3 %

Source: Canadian Beef Grading Agency / Source: Canadian Food Inspection Agency (CFIA)

Domestic Exports					Imports				
Total veal (tonnes)	Jan. 1 - Feb. 28, 2021				Total veal (tonnes)	Jan. 1 - April 3, 2021			
	2021	2020	% chg			2021	2020	% chg	
United States	503	267	88.8 %		New Zealand	277	108	-	
Japan	220	0	-		United States	186	259	-28.3 %	
United Arab Emirates	28	32	-11.7 %		Australia	0	80	-	
Others	0	2	-		EU-27				
Total	751	300	-		Netherlands	65	73	-10.1 %	
					Others	96	27	-	
					EU-27 total	161	99	62.1 %	
					Others	25	0	-	
					Total	648	546	18.6 %	

Source: Statistics Canada / Source: CFIA





United States												
Week ending March 27, 2021												
Federally Inspected Slaughter					Northeast and North Central U.S. Wholesale Price							
			Weekly			Year to date			February 2021 Wholesale Price			
	2021	2020	% chg	2021	2020	% chg	\$/100 lbs	Simple avg	Min	Max		
Milk-fed or nature												
North East & North Central*	2 779	4 229	-34.3 %	36 572	46 843	-21.9 %	307 Rack, Ribeye	N/A	N/A	N/A		
Other calves	3 779	5 490	-31.2 %	54 634	76 754	-28.8 %	332 Loin, Trimmed 4x4	610.00	525.00	695.00		
	6 558	9 719	-32.5 %	91 206	123 597	-26.2 %	1336 Leg slice, Retail	875.00	825.00	925.00		
Production							1312 Osso Buco, Foreshank	760.00	695.00	825.00		
Calves (million lbs)	1.0	1.3	-23.1 %	13.0	15.7	-17.2 %	Shoulder Clod, Chuck	610.00	525.00	695.00		
Live weight (lbs)	269	240	12.1 %									
Dressed weight (lbs)	157	140	12.1 %									
North East & North Central					Pennsylvania Calf Auction							
(Veal Carcass, Hot Basis – Paid to Producer (Hide off, 255-315 lbs))					Graded Holstein Bull Calves* March 27, 2021							
Special fed : milk fed, nature					\$ / 100 lbs							
\$US / 100 lbs			Weighted Average	Min	Max							
Non-Packer & Packers Owned			297.96	290.00	310.00	Number 1	Weight	Head	Min	Max		
						- 89 lbs	51	100.00	165.00			
						90 - 120 lbs	224	100.00	190.00			
						+ 120 lbs	11	100.00	170.00			
						Beef Cross	69	135.00	290.00			
						Number 2	- 100 lbs	122	45.00	165.00		
						+ 100 lbs	133	60.00	180.00			
						Beef Cross	25	110.00	200.00			
						Number 3	- 100 lbs	106	15.00	160.00		
						+ 100 lbs	73	17.50	147.00			
						Beef Cross	0	0.00	0.00			
					* Does not include all head sold							

Source : USDA