

Veal Supply at a Glance - Canada

For week ending April 10, 2021

Quebec Live Auction											
	Number	2021			2020			Volume (YTD)			
		Price (\$ / 100 lbs)	Price (\$ / 100 lbs)	Price (\$ / 100 lbs)	Number	Price (\$ / 100 lbs)	Price (\$ / 100 lbs)	head	head	% chg	
Dairy Calves	(head)	Average	Min	Max	(head)	Average	Min	Max	2021	2020	% chg
Holstein Male											
Good 90 -120 lbs	365	185.00	160.00	204.00	529	125.00	110.00	150.00	6 892	8 244	-16.4 %
Good 121 - 140 lbs	130	177.00	150.00	190.00	169	127.00	110.00	150.00	2 595	3 015	-13.9 %
Average 90 - 140 lbs	402	152.00	100.00	185.00	385	99.00	65.00	135.00	5 882	6 624	-11.2 %
Misc. - All weights	199	62.00	15.00	120.00	196	47.00	20.00	80.00	2 772	3 209	-13.6 %
Holstein Female											
Good 90 -120 lbs	30	144.00	115.00	210.00	41	86.00	40.00	145.00	617	973	-36.6 %
Other milk breeds (all weights)	10	104.00	62.00	120.00	27	62.00	3.00	100.00	313	415	-24.6 %
Crossbreeds dairy-butcher (all weights)	371	404.00	240.00	515.00	197	195.00	100.00	320.00	5 273	3 124	68.8 %
A2 Grain fed veal cattle (hide off)	1 519	233.20	n/a	n/a	1 677	230.00	n/a	n/a	22 463	20 808	8.0 %
688 lbs live / 375-419 lbs hide off											

Source: Les producteurs de bovins du Québec

Ontario Live Auction											
	Number	2021			2020			Volume (YTD)			
		Price (\$ / 100 lbs)	Price (\$ / 100 lbs)	Price (\$ / 100 lbs)	Number	Price (\$ / 100 lbs)	Price (\$ / 100 lbs)	head	head	% chg	
+ 600 lbs	814	120.51	110.81	132.47	650	100.99	85.54	115.32	8 933	8 510	5.0 %
451 - 600 lbs	37	100.24	81.65	113.61	53	92.01	75.86	108.42	442	681	-35.1 %
301 - 450 lbs	27	133.96	106.55	179.01	26	106.41	95.86	127.44	462	546	-15.4 %
126 - 300 lbs	99	178.06	111.45	296.75	86	103.86	78.16	158.95	1 600	1 697	-5.7 %
- 125 lbs	749	200.33	120.58	418.54	776	122.67	74.96	279.55	11 092	11 032	0.5 %

Source: Beef Farmers of Ontario

Federally Inspected Slaughter									
	Weekly			Year to date			Carcass Weight lbs (Jan.-Feb.)		
	2021	2020	% chg	2021	2020	% chg	2021	2020	% chg
Quebec	2 743	3 233	-15.2 %	43 494	45 255	-3.9 %	355	337	5.3 %
Rest of Canada	0	0	-	0	0	-	-	-	-
Canada	2 743	3 233	-15.2 %	43 494	45 255	-3.9 %	355	337	5.3 %

Source : Canadian Beef Grading Agency

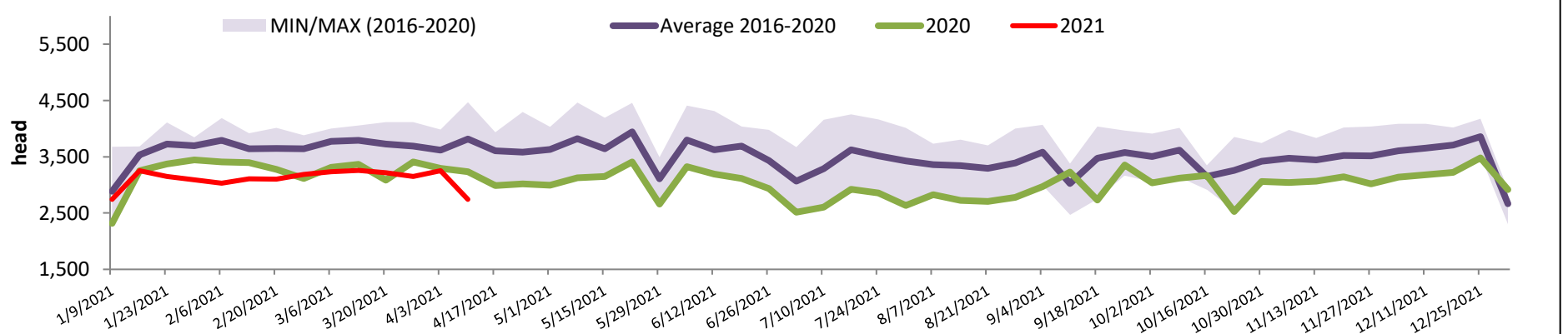
Source: Canadian Food Inspection Agency (CFIA)

Domestic Exports					Imports						
Total veal (tonnes)	Jan. 1 - Feb. 28, 2021				Total veal (tonnes)	Jan. 1 - April 10, 2021					
	2021	2020	% chg		2021	2020	% chg		2021	2020	% chg
United States	503	267	88.8 %	New Zealand	352	108	-	United States	207	280	-26.1 %
Japan	220	0	-	Australia	0	103	-	Australia	0	103	-
United Arab Emirates	28	32	-11.7 %	EU-27				Netherlands	74	75	-1.2 %
Others	0	2	-	Others	96	27	-	Others	96	27	-
Total	751	300	-	EU-27 total	169	101	67.2 %	EU-27 total	169	101	67.2 %
				Others	25	0	-	Others	25	0	-
				Total	753	593	26.9 %	Total	753	593	26.9 %

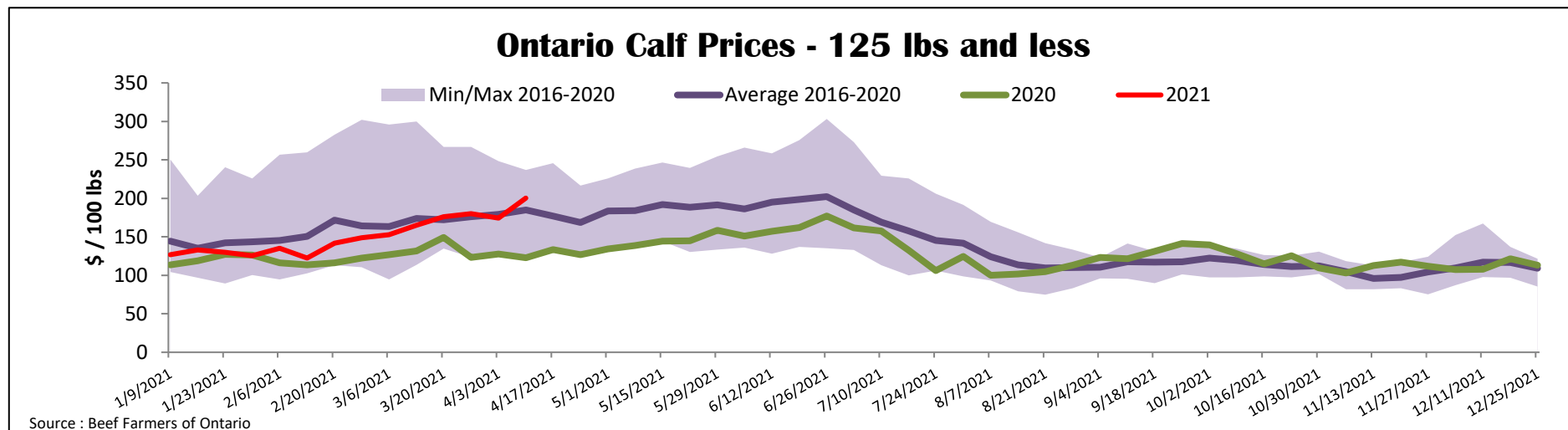
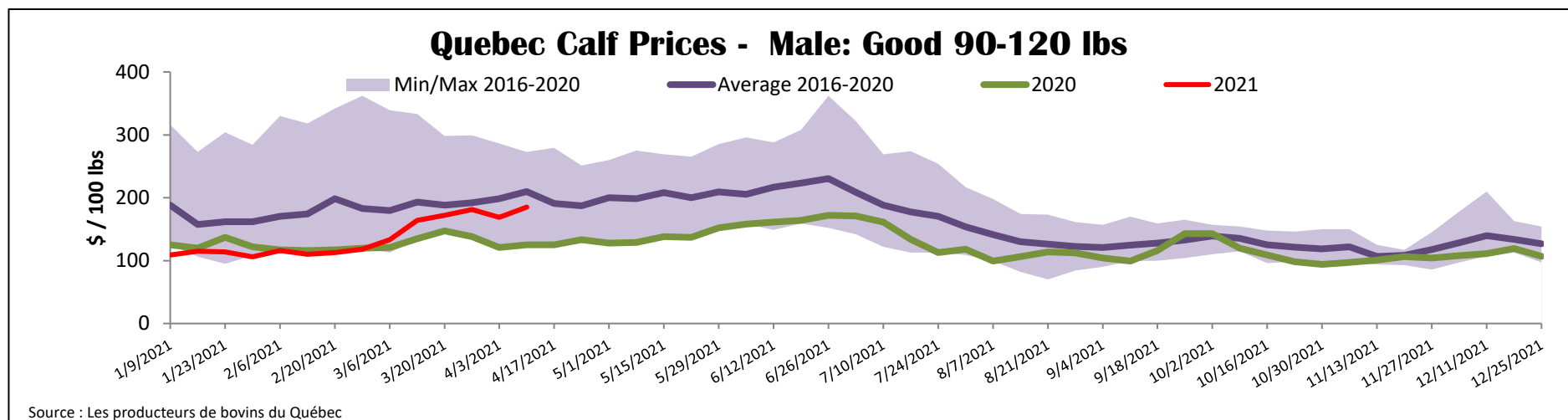
Source: Statistics Canada

Source: CFIA

Federally Inspected Veal Slaughter - Canada



Source : Canadian Beef Grading Agency



United States										
Week ending April 3, 2021										
Federally Inspected Slaughter					Northeast and North Central U.S. Wholesale Price					
			Weekly				March 2021 Wholesale Price			
	2021	2020	% chg	2021	2020	% chg	\$/100 lbs	Simple avg	Min	Max
Milk-fed or nature										
North East & North Central*	2 954	3 985	-25.9 %	39 526	50 828	-22.2 %	307 Rack, Ribeye	N/A	N/A	N/A
Other calves	3 329	4 959	-32.9 %	57 963	81 713	-29.1 %	332 Loin, Trimmed 4x4	610.00	525.00	695.00
	6 283	8 944	-29.8 %	97 489	132 541	-26.4 %	1336 Leg slice, Retail	937.50	825.00	1 050.00
Production							1312 Osso Buco, Foreshank	760.00	695.00	825.00
Calves (million lbs)	1.0	1.2	-16.7 %	14.0	16.9	-17.2 %	Shoulder Clod, Chuck	637.50	550.00	725.00
Live weight (lbs)	263	229	14.8 %							
Dressed weight (lbs)	154	133	15.8 %							
North East & North Central					Pennsylvania Calf Auction					
(Veal Carcass, Hot Basis – Paid to Producer (Hide off, 255-315 lbs))					Graded Holstein Bull Calves* April 3, 2021					
Special fed : milk fed, nature					\$/ 100 lbs					
			Weighted Average	Min	Max					
\$US / 100 lbs						Number 1	Weight	Head	Min	Max
Non-Packer & Packers Owned			298.47	290.00	310.00		- 89 lbs	47	85.00	170.00
							90 - 120 lbs	196	100.00	205.00
							+ 120 lbs	13	105.00	162.00
							Beef Cross	83	135.00	335.00
						Number 2	- 100 lbs	113	55.00	182.00
							+ 100 lbs	119	65.00	175.00
							Beef Cross	32	125.00	250.00
						Number 3	- 100 lbs	131	15.00	165.00
							+ 100 lbs	59	30.00	152.00
							Beef Cross	3	130.00	175.00
					* Does not include all head sold					

Source : USDA