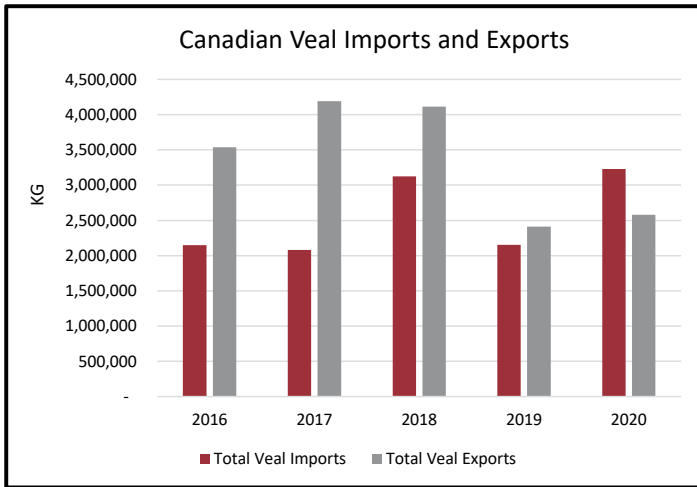
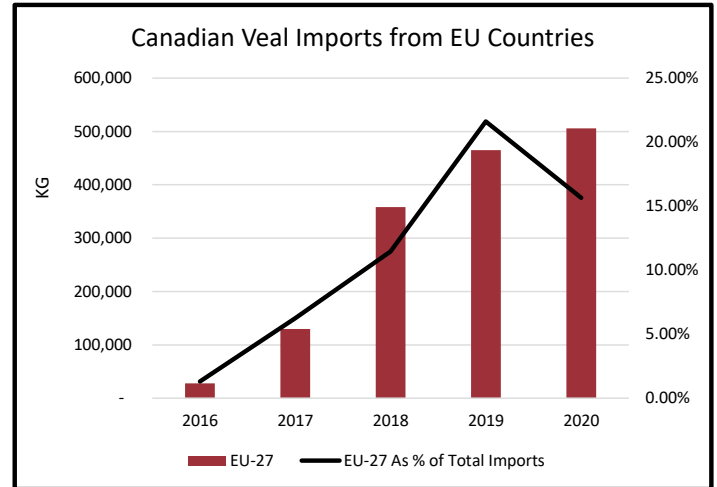


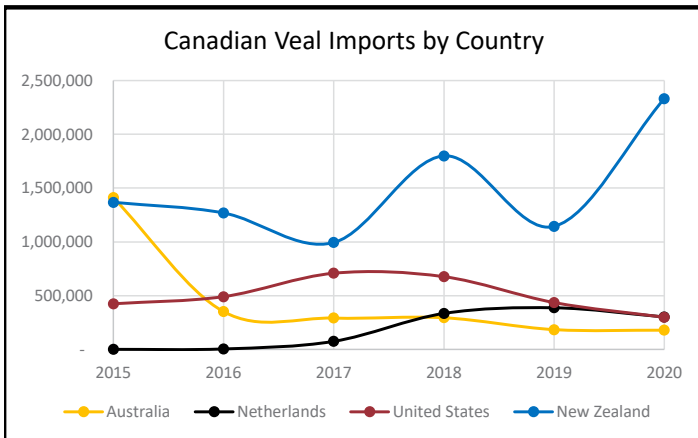
A quarterly snapshot of Canada's veal trade



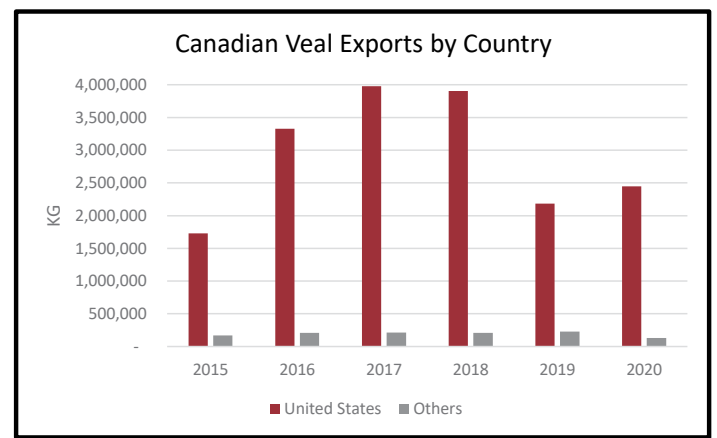
While in previous years veal has maintained a trade surplus, Canadian veal ended 2020 in a trade deficit. Exports grew by 7% to just over 2.5 million kilos. However, imports of veal increased greatly with over 1 million additional kilos being imported, a 50% increase from 2019.



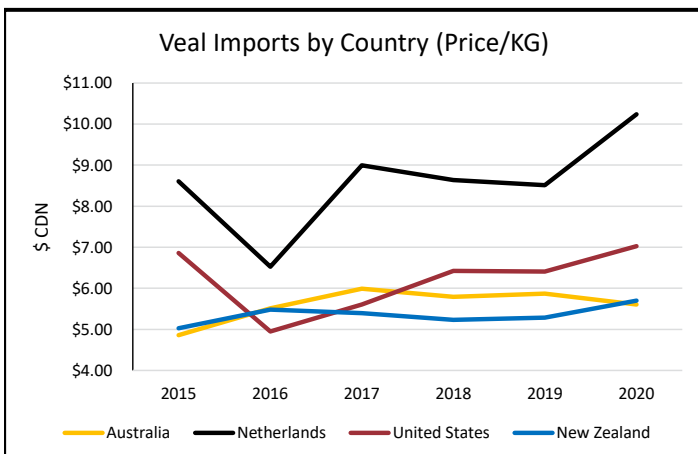
The volume of veal imports from the EU (red bars) continued to increase in 2020 to over 500,000 KG. Due to a large increase in imports the percentage of total imports from the EU (black line) fell slightly from 20% in 2019 to 16% in 2020. The Netherlands represents over 90% of EU imports, with the remainder coming from Italy.



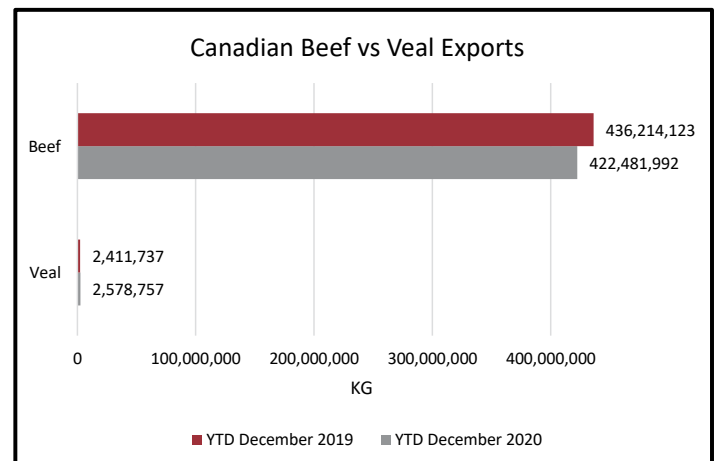
A large majority of Canada's veal imports came from New Zealand in 2020. Imports from the Netherlands and Australia remained steady from 2019, while American imports continued to decline. More veal is now imported from the Netherlands than the USA.



Veal exports to the United States, the destination for the vast majority of Canadian veal, increased by 12%. While exports to the Middle East, namely to Saudi Arabia and the United Arab Emirates fell by 40%.



Imports from the Netherlands are higher quality cuts and command a significantly higher price when compared to the value of imports from other countries. The value of American cuts also increased notably in 2020.



Veal represents just a small fraction of Canada's red meat trade.

All data retrieved from AAFC and Statistics Canada, red meat section.