

## Veal Supply at a Glance - Canada

For week ending May 1, 2021

Quebec Live Auction											
	Number	2021			2020			Volume (YTD)			
		Price ( \$ / 100 lbs)	Price ( \$ / 100 lbs)	Price ( \$ / 100 lbs)	Number	Price ( \$ / 100 lbs)	Price ( \$ / 100 lbs)	head	head	% chg	
Dairy Calves	(head)	Average	Min	Max	(head)	Average	Min	Max	2021	2020	% chg
Holstein Male											
Good 90 -120 lbs	491	186.00	170.00	210.00	442	128.00	110.00	140.00	8 228	9 588	-14.2 %
Good 121 - 140 lbs	210	185.00	170.00	210.00	188	130.00	115.00	145.00	3 155	3 520	-10.4 %
Average 90 - 140 lbs	445	153.00	120.00	180.00	386	106.00	80.00	140.00	7 085	7 675	-7.7 %
Misc. - All weights	234	80.00	30.00	140.00	189	53.00	30.00	80.00	3 328	3 695	-9.9 %
Holstein Female											
Good 90 -120 lbs	59	150.00	100.00	200.00	47	100.00	60.00	150.00	754	1 118	-32.6 %
Other milk breeds (all weights)	23	94.00	40.00	155.00	25	88.00	58.00	115.00	384	482	-20.3 %
Crossbreeds dairy-butcher (all weights)	366	332.00	180.00	450.00	173	250.00	140.00	345.00	6 317	3 606	75.2 %
A2 Grain fed veal cattle (hide off)	1 486	233.00	n/a	n/a	1 576	222.00	n/a	n/a	26 934	25 357	6.2 %
688 lbs live / 375-419 lbs hide off											

Source: Les producteurs de bovins du Québec

Ontario Live Auction											
	Number	2021			2020			Volume (YTD)			
		Price ( \$ / 100 lbs)	Price ( \$ / 100 lbs)	Price ( \$ / 100 lbs)	Number	Price ( \$ / 100 lbs)	Price ( \$ / 100 lbs)	head	head	% chg	
+ 600 lbs	759	110.50	95.28	123.99	750	121.82	107.98	133.00	11 062	10 257	7.8 %
451 - 600 lbs	40	95.39	84.17	106.09	45	132.80	116.71	149.03	587	767	-23.5 %
301 - 450 lbs	37	152.83	97.87	188.71	28	157.40	109.07	197.82	583	629	-7.3 %
126 - 300 lbs	119	156.98	110.39	266.49	71	126.93	96.80	214.29	1 963	1 919	2.3 %
- 125 lbs	705	191.79	122.33	376.59	635	134.28	83.48	278.89	13 292	12 803	3.8 %

Source: Beef Farmers of Ontario

Federally Inspected Slaughter									
	Weekly			Year to date			Carcass Weight lbs (Jan.-March)		
	2021	2020	% chg	2021	2020	% chg	2021	2020	% chg
Quebec	2 651	2 993	-11.4 %	52 601	54 256	-3.1 %	355	340	4.2 %
Rest of Canada	395	0	-	395	1	-	-	-	-
<b>Canada</b>	<b>3 046</b>	<b>2 993</b>	<b>1.8 %</b>	<b>52 996</b>	<b>54 257</b>	<b>-2.3 %</b>	<b>355</b>	<b>340</b>	<b>4.2 %</b>

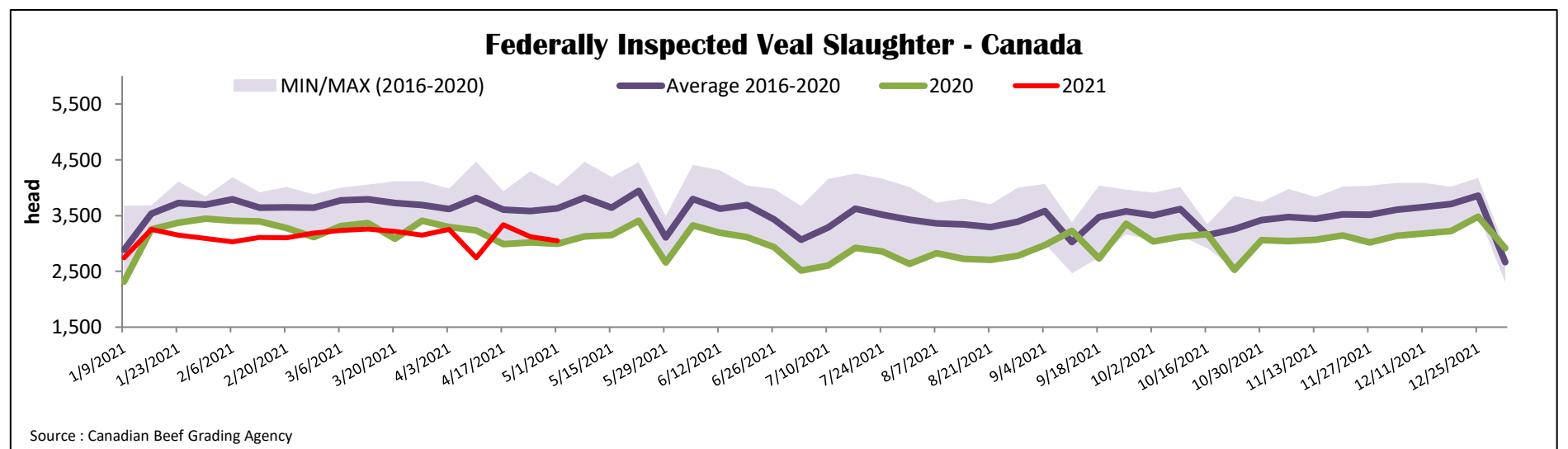
Source: Canadian Beef Grading Agency

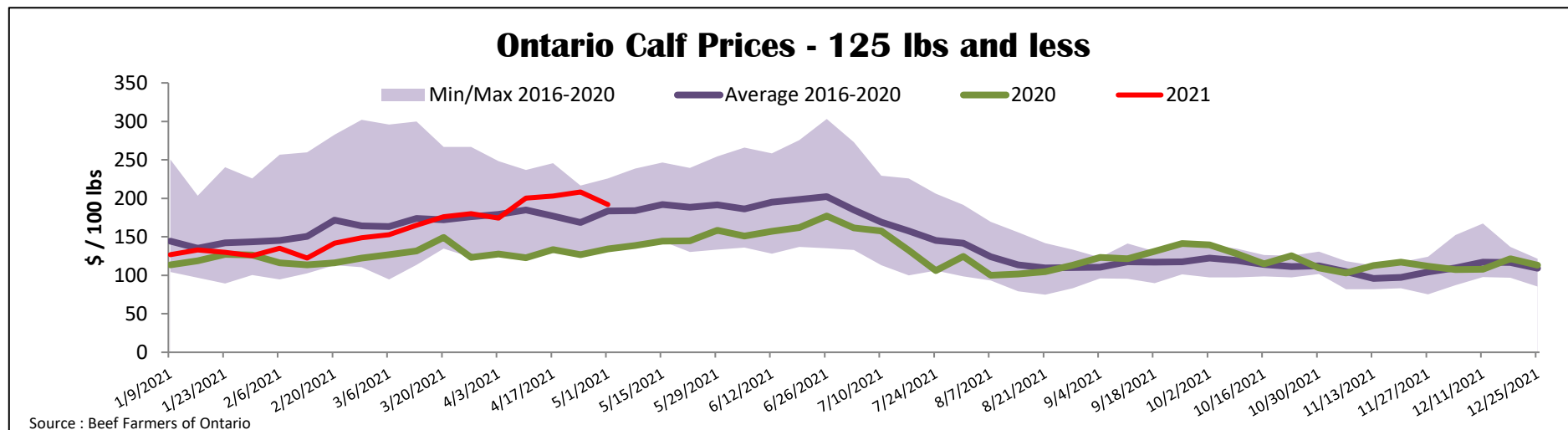
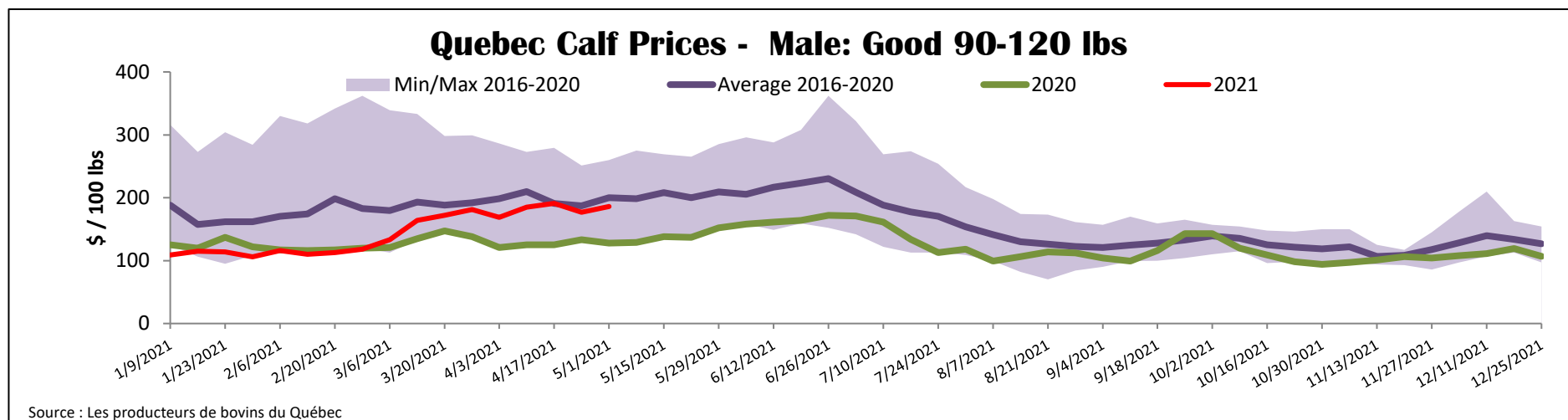
Source: Canadian Food Inspection Agency (CFIA)

Domestic Exports					Imports						
Total veal (tonnes)	Jan. 1 - March 30, 2021				Total veal (tonnes)	Jan. 1 - May 1, 2021					
	2021	2020	% chg		2021	2020	% chg		2021	2020	% chg
United States	800	426	87.6 %	New Zealand	369	108	-				
Japan	220	0	-	United States	252	283	-10.7 %				
United Arab Emirates	40	39	4.0 %	Australia	24	103	-76.7 %				
Others	0	3	-	<b>EU-27</b>							
<b>Total</b>	<b>1 060</b>	<b>468</b>	<b>-</b>	Netherlands	108	93	16.0 %				
				Others	109	27	-				
				<b>EU-27 total</b>	<b>216</b>	<b>119</b>	<b>81.0 %</b>				
				Others	25	0	-				
				<b>Total</b>	<b>886</b>	<b>614</b>	<b>44.4 %</b>				

Source: Statistics Canada

Source: CFIA





<b>United States</b>										
Week ending April 24, 2021										
Federally Inspected Slaughter					Northeast and North Central U.S. Wholesale Price					
			Weekly				March 2021 Wholesale Price			
	2021	2020	% chg	2021	2020	% chg	\$/100 lbs	Simple avg	Min	Max
Milk-fed or nature										
North East & North Central*	2 488	2 936	-15.3 %	47 388	56 708	-16.4 %	307 Rack, Ribeye	N/A	N/A	N/A
Other calves	3 287	4 475	-26.5 %	67 972	98 546	-31.0 %	332 Loin, Trimmed 4x4	610.00	525.00	695.00
	<b>5 775</b>	<b>7 411</b>	<b>-22.1 %</b>	<b>115 360</b>	<b>155 254</b>	<b>-25.7 %</b>	1336 Leg slice, Retail	937.50	825.00	1 050.00
Production							1312 Osso Buco, Foreshank	760.00	695.00	825.00
Calves (million lbs)	0.9	1.0	-10.0 %	16.8	19.7	-14.7 %	Shoulder Clod, Chuck	637.50	550.00	725.00
Live weight (lbs)	267	245	9.0 %							
Dressed weight (lbs)	156	141	10.6 %							
North East & North Central					Pennsylvania Calf Auction					
(Veal Carcass, Hot Basis – Paid to Producer (Hide off, 255-315 lbs))					Graded Holstein Bull Calves* April 24, 2021					
Special fed : milk fed, nature					\$/ 100 lbs					
\$US / 100 lbs	Weighted Average			Min	Max			Min	Max	
Non-Packer & Packers Owned	305.13			290.00	315.00	Number 1	- 89 lbs	30	145.00	215.00
							90 - 120 lbs	107	125.00	280.00
							+ 120 lbs	11	170.00	250.00
							Beef Cross	32	210.00	405.00
						Number 2	- 100 lbs	47	85.00	230.00
							+ 100 lbs	44	125.00	245.00
							Beef Cross	20	185.00	375.00
						Number 3	- 100 lbs	44	25.00	180.00
							+ 100 lbs	17	50.00	175.00
							Beef Cross	2	180.00	190.00
					* Does not include all head sold					

Source : USDA