

## Veal Supply at a Glance - Canada

For week ending June 19, 2021

Quebec Live Auction											
Dairy Calves	Number	2021			Number	2020			Volume (YTD)		
		Price (\$ / 100 lbs)				Price (\$ / 100 lbs)			head		
Holstein Male	(head)	Average	Min	Max	(head)	Average	Min	Max	2021	2020	% chg
Good 90 -120 lbs	438	168.00	150.00	185.00	646	164.00	150.00	180.00	11 654	13 571	-14.1 %
Good 121 - 140 lbs	172	168.00	155.00	185.00	193	163.00	150.00	180.00	4 451	4 810	-7.5 %
Average 90 - 140 lbs	645	142.00	105.00	170.00	437	138.00	110.00	165.00	10 276	10 538	-2.5 %
Misc. - All weights	258	61.00	30.00	110.00	244	71.00	20.00	125.00	4 771	5 091	-6.3 %
Holstein Female											
Good 90 -120 lbs	49	129.00	80.00	200.00	65	133.00	100.00	200.00	1 094	1 523	-28.2 %
Other milk breeds (all weights)	27	104.00	70.00	160.00	42	123.00	35.00	190.00	554	661	-16.2 %
Crossbreeds dairy-butcher (all weights)	478	307.00	180.00	390.00	271	319.00	175.00	430.00	9 224	5 112	80.4 %
A2 Grain fed veal cattle (hide off)	1 251	233.00	n/a	n/a	1 564	222.00	n/a	n/a	36 424	35 718	2.0 %
688 lbs live / 375-419 lbs hide off											

Source: Les producteurs de bovins du Québec

Ontario Live Auction											
	Number	2021			Number	2020			Volume (YTD)		
		Price (\$ / 100 lbs)				Price (\$ / 100 lbs)			head		
	(head)	Average	Min	Max	(head)	Average	Min	Max	2021	2020	% chg
+ 600 lbs	746	110.38	96.63	125.09	548	118.36	103.13	133.96	16 325	14 650	11.4 %
451 - 600 lbs	37	99.70	89.47	108.88	23	104.65	98.13	113.65	827	1 110	-25.5 %
301 - 450 lbs	25	130.18	96.70	176.89	26	168.18	137.08	187.47	827	864	-4.3 %
126 - 300 lbs	131	135.15	91.43	232.79	138	165.94	118.70	244.09	2 777	2 782	-0.2 %
- 125 lbs	982	153.32	78.18	293.50	800	162.04	99.14	317.61	19 140	17 623	8.6 %

Source: Beef Farmers of Ontario

Federally Inspected Slaughter									
	Weekly			Year to date			Carcass Weight lbs (Jan.-April)		
	2021	2020	% chg	2021	2020	% chg	2021	2020	% chg
Quebec	3 341	3 113	7.3 %	75 169	76 224	-1.4 %	355	342	3.8 %
Rest of Canada	0	0	-	560	1	-	379	449	-15.6 %
<b>Canada</b>	<b>3 341</b>	<b>3 113</b>	<b>7.3 %</b>	<b>75 729</b>	<b>76 225</b>	<b>-0.7 %</b>	<b>355</b>	<b>342</b>	<b>3.8 %</b>

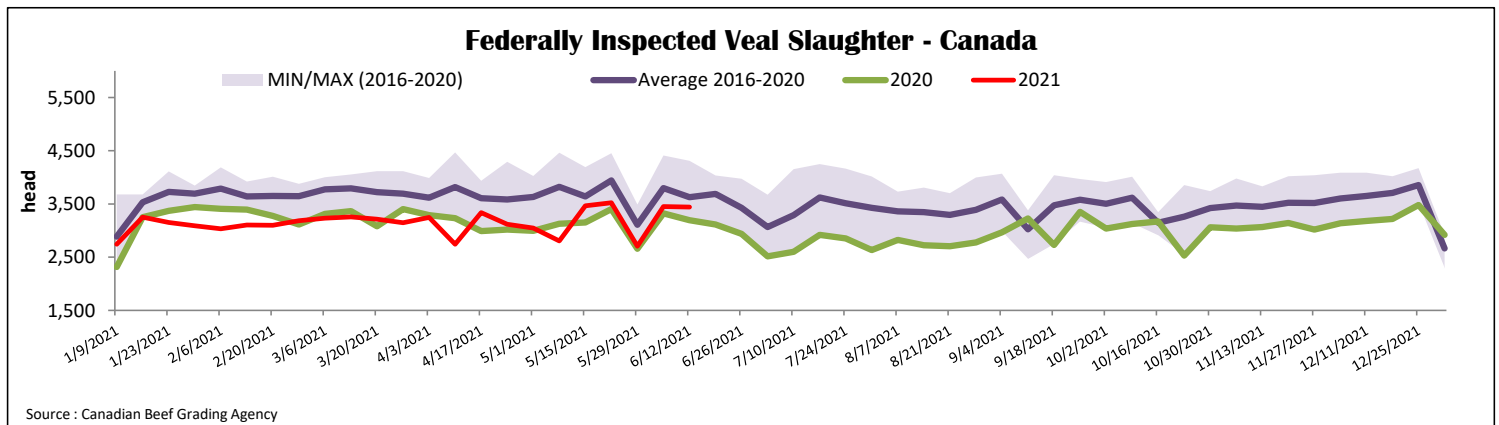
Source: Canadian Beef Grading Agency

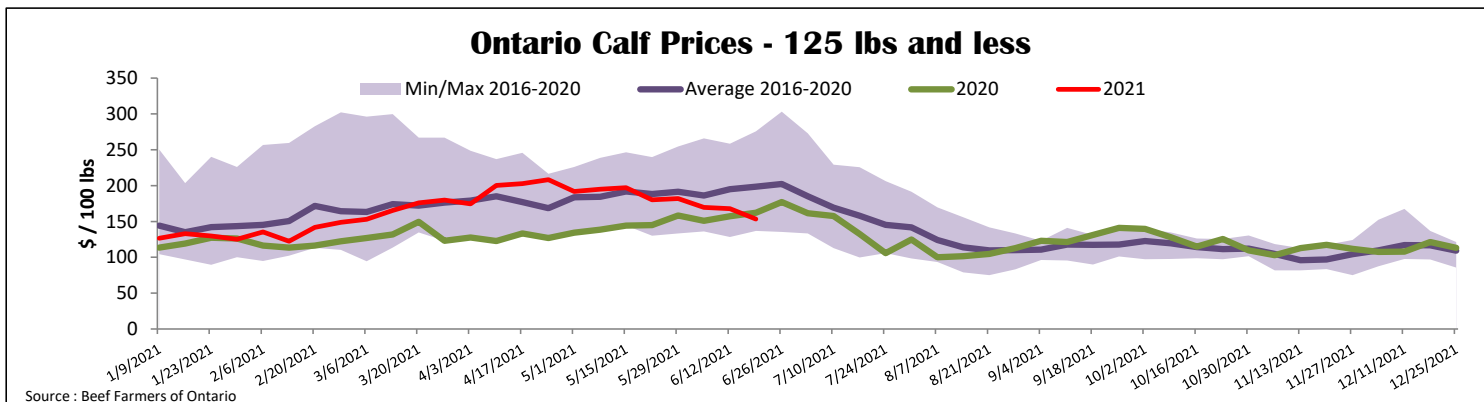
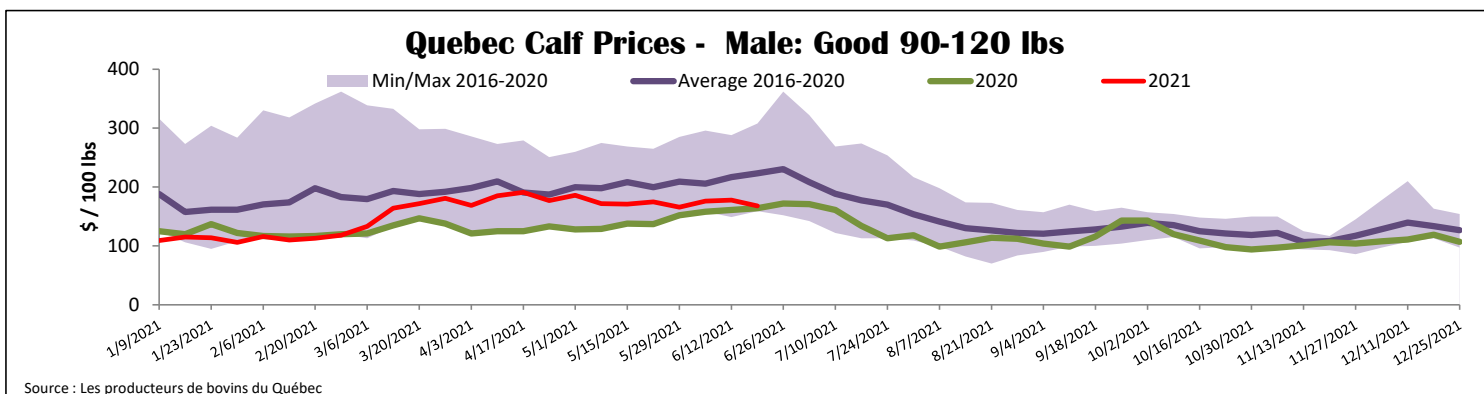
Source: Canadian Food Inspection Agency (CFIA)

Domestic Exports					Imports				
Jan. 1 - April 30, 2021					Jan. 1 - June 19, 2021				
Total veal (tonnes)	2021	2020	% chg		Total veal (tonnes)	2021	2020	% chg	
United States	1 115	561	98.8 %		New Zealand	386	108	-	
Japan	220	0	-		United States	298	367	-18.9 %	
United Arab Emirates	52	39	33.5 %		Australia	24	105	-77.1 %	
Others	0	4	-		<b>EU-27</b>				
<b>Total</b>	<b>1 387</b>	<b>604</b>	<b>-</b>		Netherlands	162	146	10.5 %	
					Others	160	27	-	
					<b>EU-27 total</b>	<b>322</b>	<b>173</b>	<b>86.2 %</b>	
					Others	25	0	-	
					<b>Total</b>	<b>1 055</b>	<b>753</b>	<b>40.1 %</b>	

Source: Statistics Canada

Source: CFIA





## United States

Week ending June 12, 2021

Federally Inspected Slaughter				Northeast and North Central U.S. Wholesale Price						
Weekly			Year to date			May 2021 Wholesale Price				
Milk-fed or nature	<b>2021</b>	<b>2020</b>	<b>% chg</b>	<b>2021</b>	<b>2020</b>	<b>% chg</b>	\$/100 lbs	Simple avg	Min	Max
North East & North Central*	2 290	4 016	-43.0 %	63 688	82 426	-22.7 %	307 Rack, Ribeye	N/A	N/A	N/A
Other calves	4 756	3 552	33.9 %	95 590	124 332	-23.1 %	332 Loin, Trimmed 4x4	610.00	525.00	695.00
	<b>7 046</b>	<b>7 568</b>	<b>-6.9 %</b>	<b>159 278</b>	<b>206 758</b>	<b>-23.0 %</b>	1336 Leg slice, Retail	937.50	825.00	1 050.00
Production							1312 Osso Buco, Fore Shank	772.50	695.00	850.00
Calves (million lbs)	0.9	1.2	-25.0 %	23.0	27.8	-17.3 %	Shoulder Clod, Chuck	700.00	650.00	750.00
Live weight (lbs)	218	263	-17.1 %							
Dressed weight (lbs)	126	154	-18.2 %							

Source : USDA

North East & North Central				Pennsylvania Calf Auction					
(Veal Carcass, Hot Basis – Paid to Producer (Hide off, 255-315 lbs))				Graded Holstein Bull Calves* June 12, 2021					
Special fed : milk fed, nature				\$/ 100 lbs					
\$US / 100 lbs		Weighted Average	Min	Max	Number 1	Weight	Head	Min	Max
						- 89 lbs	19	50.00	250.00
						90 - 120 lbs	122	65.00	195.00
						+ 120 lbs	9	95.00	170.00
						Beef Cross	58	170.00	310.00
					Number 2	- 100 lbs	67	60.00	170.00
						+ 100 lbs	106	70.00	175.00
						Beef Cross	29	100.00	285.00
					Number 3	- 100 lbs	329	10.00	135.00
						+ 100 lbs	44	5.00	140.00
						Beef Cross	0	0.00	0.00

\* Does not include all head sold

Source : USDA