

Veal Supply at a Glance - Canada

For week ending June 12, 2021

| Quebec Live Auction | | | | | | | | | | | |
|---|--------|-----------------------|--------|--------|--------|-----------------------|--------|--------|--------------|--------|---------|
| | Number | 2021 | | | Number | 2020 | | | Volume (YTD) | | |
| | | Price (\$ / 100 lbs) | | | | Price (\$ / 100 lbs) | | | head | | |
| Dairy Calves | (head) | Average | Min | Max | (head) | Average | Min | Max | 2021 | 2020 | % chg |
| Holstein Male | | | | | | | | | | | |
| Good 90 -120 lbs | 462 | 178.00 | 160.00 | 195.00 | 645 | 161.00 | 140.00 | 190.00 | 11 216 | 12 925 | -13.2 % |
| Good 121 - 140 lbs | 151 | 178.00 | 165.00 | 195.00 | 201 | 157.00 | 140.00 | 185.00 | 4 279 | 4 617 | -7.3 % |
| Average 90 - 140 lbs | 536 | 150.00 | 115.00 | 180.00 | 453 | 131.00 | 100.00 | 160.00 | 9 631 | 10 101 | -4.7 % |
| Misc. - All weights | 192 | 56.00 | 20.00 | 120.00 | 238 | 63.00 | 20.00 | 110.00 | 4 513 | 4 847 | -6.9 % |
| Holstein Female | | | | | | | | | | | |
| Good 90 -120 lbs | 38 | 135.00 | 110.00 | 175.00 | 86 | 131.00 | 90.00 | 270.00 | 1045 | 1 458 | -28.3 % |
| Other milk breeds (all weights) | 24 | 101.00 | 60.00 | 160.00 | 23 | 102.00 | 40.00 | 210.00 | 527 | 619 | -14.9 % |
| Crossbreeds dairy-butcher (all weights) | 409 | 305.00 | 170.00 | 395.00 | 288 | 310.00 | 190.00 | 415.00 | 8 746 | 4 841 | 80.7 % |
| A2 Grain fed veal cattle (hide off) | 1 248 | 233.00 | n/a | n/a | 1 286 | 222.00 | n/a | n/a | 35 173 | 34 154 | 3.0 % |
| 688 lbs live / 375-419 lbs hide off | | | | | | | | | | | |

Source: Les producteurs de bovins du Québec

| Ontario Live Auction | | | | | | | | | | | |
|----------------------|--------|-----------------------|--------|--------|--------|-----------------------|--------|--------|--------------|--------|---------|
| | Number | 2021 | | | Number | 2020 | | | Volume (YTD) | | |
| | | Price (\$ / 100 lbs) | | | | Price (\$ / 100 lbs) | | | head | | |
| + 600 lbs | 657 | 111.97 | 97.68 | 126.32 | 534 | 112.74 | 100.69 | 129.07 | 15 579 | 14 102 | 10.5 % |
| 451 - 600 lbs | 28 | 99.91 | 90.32 | 114.25 | 53 | 106.33 | 95.78 | 118.48 | 790 | 1 087 | -27.3 % |
| 301 - 450 lbs | 24 | 131.44 | 98.14 | 156.40 | 23 | 121.82 | 91.22 | 163.91 | 802 | 838 | -4.3 % |
| 126 - 300 lbs | 108 | 160.23 | 103.47 | 251.73 | 121 | 153.40 | 111.60 | 246.48 | 2 646 | 2 644 | 0.1 % |
| - 125 lbs | 840 | 167.67 | 111.39 | 310.84 | 827 | 157.25 | 95.06 | 330.06 | 18 158 | 16 823 | 7.9 % |

Source: Beef Farmers of Ontario

| Federally Inspected Slaughter | | | | | | | | | |
|-------------------------------|--------------|--------------|--------------|---------------|---------------|---------------|---------------------------------|------------|--------------|
| | Weekly | | | Year to date | | | Carcass Weight lbs (Jan.-April) | | |
| | 2021 | 2020 | % chg | 2021 | 2020 | % chg | 2021 | 2020 | % chg |
| Quebec | 3 440 | 3 194 | 7.7 % | 71 828 | 73 111 | -1.8 % | 355 | 342 | 3.8 % |
| Rest of Canada | 0 | 0 | - | 560 | 1 | - | 379 | 449 | -15.6 % |
| Canada | 3 440 | 3 194 | 7.7 % | 72 388 | 73 112 | -1.0 % | 355 | 342 | 3.8 % |

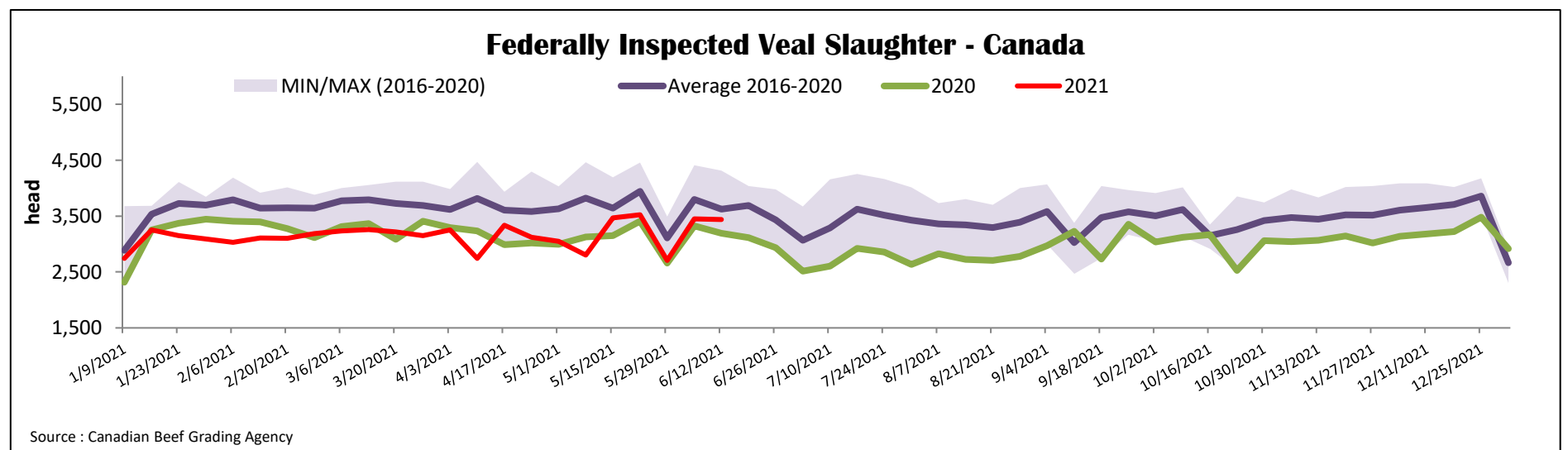
Source: Canadian Beef Grading Agency

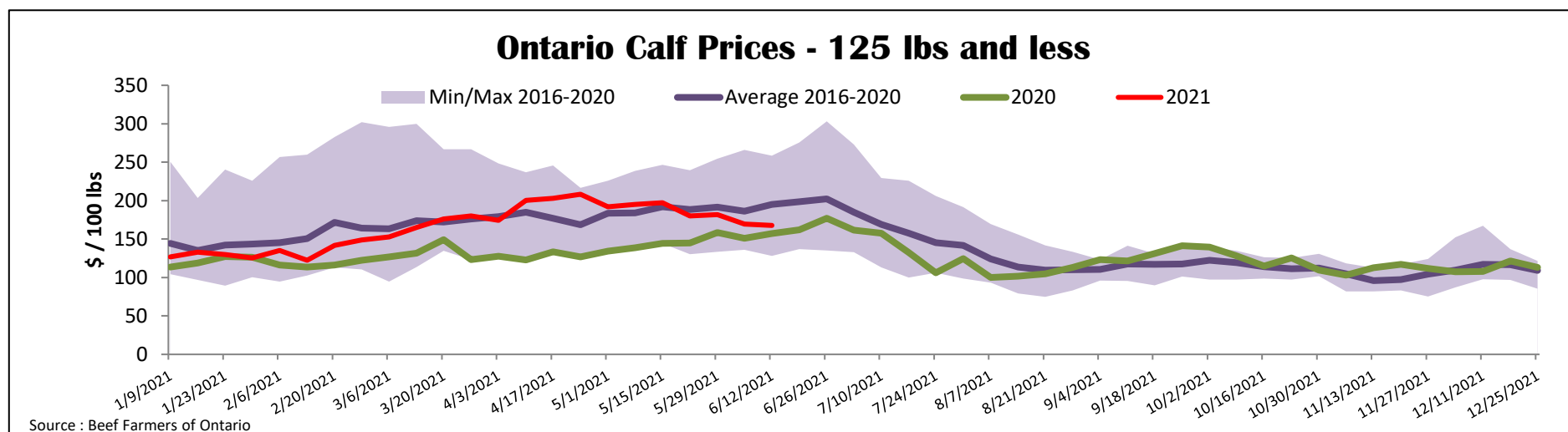
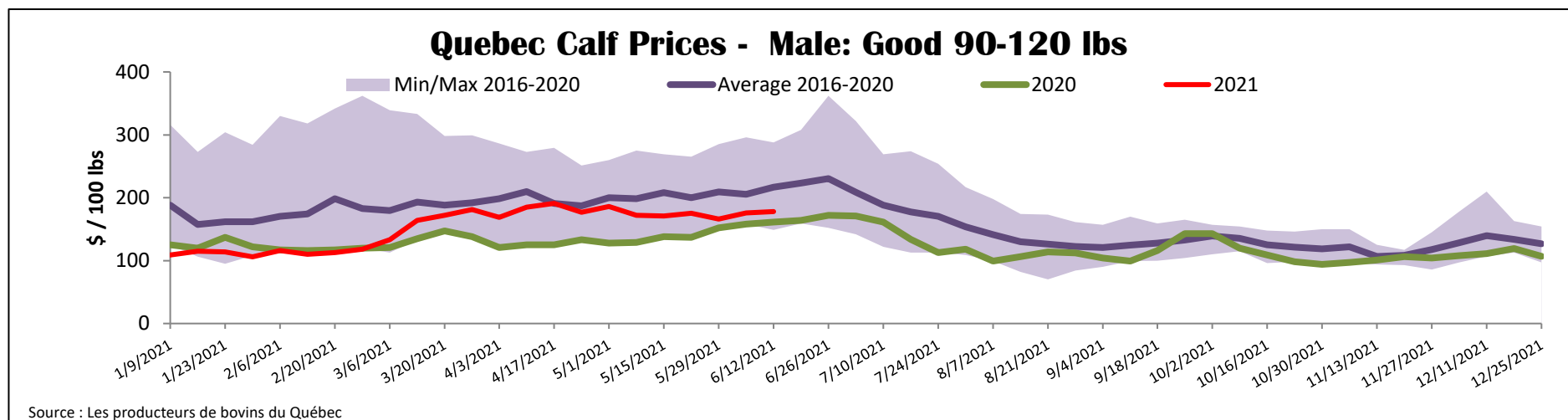
Source: Canadian Food Inspection Agency (CFIA)

| Domestic Exports | | | | | Imports | | | | |
|----------------------|-------------------------|------------|----------|--|---------------------|------------------------|------------|---------------|--|
| Total veal (tonnes) | Jan. 1 - April 30, 2021 | | | | Total veal (tonnes) | Jan. 1 - June 12, 2021 | | | |
| | 2021 | 2020 | % chg | | | 2021 | 2020 | % chg | |
| United States | 1 115 | 561 | 98.8 % | | New Zealand | 386 | 108 | - | |
| Japan | 220 | 0 | - | | United States | 297 | 365 | -18.8 % | |
| United Arab Emirates | 52 | 39 | 33.5 % | | Australia | 24 | 105 | -77.1 % | |
| Others | 0 | 4 | - | | EU-27 | | | | |
| Total | 1 387 | 604 | - | | Netherlands | 161 | 144 | 11.5 % | |
| | | | | | Others | 136 | 27 | - | |
| | | | | | EU-27 total | 297 | 171 | 73.6 % | |
| | | | | | Others | 25 | 0 | - | |
| | | | | | Total | 1 029 | 750 | 37.3 % | |

Source: Statistics Canada

Source: CFIA





| United States | | | | | | | | | | | |
|--|--------------|------------------|----------------|----------------|--|----------------|---------------------------|--------------------------|--------|----------|--------|
| Week ending June 5, 2021 | | | | | | | | | | | |
| Federally Inspected Slaughter | | | | | Northeast and North Central U.S. Wholesale Price | | | | | | |
| | | Weekly | | | Year to date | | | May 2021 Wholesale Price | | | |
| | 2021 | 2020 | % chg | 2021 | 2020 | % chg | \$/100 lbs | Simple avg | Min | Max | |
| Milk-fed or nature | | | | | | | | | | | |
| North East & North Central* | 1 899 | 3 603 | -47.3 % | 61 398 | 78 410 | -21.7 % | 307 Rack, Ribeye | N/A | N/A | N/A | |
| Other calves | 4 421 | 3 553 | 24.4 % | 90 834 | 120 780 | -24.8 % | 332 Loin, Trimmed 4x4 | 610.00 | 525.00 | 695.00 | |
| | 6 320 | 7 156 | -11.7 % | 152 232 | 199 190 | -23.6 % | 1336 Leg slice, Retail | 937.50 | 825.00 | 1 050.00 | |
| Production | | | | | | | 1312 Osso Buco, Foreshank | 772.50 | 695.00 | 850.00 | |
| Calves (million lbs) | 0.8 | 1.1 | -27.3 % | 22.1 | 26.6 | -16.9 % | Shoulder Clod, Chuck | 700.00 | 650.00 | 750.00 | |
| Live weight (lbs) | 219 | 265 | -17.4 % | | | | | | | | |
| Dressed weight (lbs) | 127 | 155 | -18.1 % | | | | | | | | |
| North East & North Central | | | | | Pennsylvania Calf Auction | | | | | | |
| (Veal Carcass, Hot Basis – Paid to Producer (Hide off, 255-315 lbs)) | | | | | Graded Holstein Bull Calves* June 5, 2021 | | | | | | |
| Special fed : milk fed, nature | | | | | \$/ 100 lbs | | | | | | |
| \$US / 100 lbs | | Weighted Average | | | Min | Max | | | | | |
| Non-Packer & Packers Owned | | 324.07 | | | 310.00 | 330.00 | | | | | |
| | | | | | | | Number 1 | Weight | Head | Min | Max |
| | | | | | | | | - 89 lbs | 23 | 60.00 | 210.00 |
| | | | | | | | | 90 - 120 lbs | 130 | 20.00 | 265.00 |
| | | | | | | | | + 120 lbs | 11 | 125.00 | 185.00 |
| | | | | | | | | Beef Cross | 57 | 145.00 | 325.00 |
| | | | | | | | Number 2 | - 100 lbs | 73 | 60.00 | 180.00 |
| | | | | | | | | + 100 lbs | 94 | 70.00 | 185.00 |
| | | | | | | | | Beef Cross | 14 | 95.00 | 170.00 |
| | | | | | | | Number 3 | - 100 lbs | 115 | 15.00 | 140.00 |
| | | | | | | | | + 100 lbs | 25 | 20.00 | 135.00 |
| | | | | | | | | Beef Cross | 0 | 0.00 | 0.00 |
| * Does not include all head sold | | | | | | | | | | | |

Source : USDA