



Veal Supply at a Glance - Canada

For week ending July 17, 2021

Quebec Live Auction											
Dairy Calves	Number	2021			Number	2020			Volume (YTD)		
		Price (\$ / 100 lbs)				Price (\$ / 100 lbs)			head		
Holstein Male	(head)	Average	Min	Max	(head)	Average	Min	Max	2021	2020	% chg
Good 90 - 120 lbs	632	119.00	104.00	145.00	631	134.00	100.00	165.00	13 920	16 032	-13.2 %
Good 121 - 140 lbs	196	124.00	110.00	145.00	178	135.00	110.00	160.00	5 194	5 564	-6.6 %
Average 90 - 140 lbs	410	90.00	50.00	120.00	544	112.00	70.00	150.00	12 214	12 507	-2.3 %
Misc. - All weights	256	42.00	20.00	80.00	354	49.00	30.00	85.00	5 824	6 141	-5.2 %
Holstein Female											
Good 90 - 120 lbs	74	110.00	20.00	215.00	78	122.00	30.00	230.00	1 345	1 848	-27.2 %
Other milk breeds (all weights)	35	60.00	20.00	125.00	34	68.00	20.00	120.00	670	768	-12.8 %
Crossbreeds dairy-butcher (all weights)	484	369.00	150.00	510.00	282	218.00	115.00	320.00	11 107	6 154	80.5 %
A2 Grain fed veal cattle (hide off)	1 567	233.50	n/a	n/a	1 677	227.00	n/a	n/a	42 183	39 997	5.5 %
688 lbs live / 375-419 lbs hide off											

Source: Les producteurs de bovins du Québec

Ontario Live Auction											
	Number	2021			Number	2020			Volume (YTD)		
		Price (\$ / 100 lbs)				Price (\$ / 100 lbs)			head		
	(head)	Average	Min	Max	(head)	Average	Min	Max	2021	2020	% chg
+ 600 lbs	931	115.64	98.67	132.15	602	120.81	108.11	138.49	19 294	17 222	12.0 %
451 - 600 lbs	41	97.34	77.54	114.12	50	100.62	89.56	110.64	950	1 245	-23.7 %
301 - 450 lbs	18	100.72	78.83	129.50	30	123.62	85.73	179.03	924	961	-3.9 %
126 - 300 lbs	124	99.17	62.20	168.42	130	131.15	84.94	207.59	3 297	3 279	0.5 %
- 125 lbs	949	130.23	65.74	337.04	966	132.51	81.87	249.93	22 984	21 207	8.4 %

Source: Beef Farmers of Ontario

Federally Inspected Slaughter									
	Weekly			Year to date			Carcass Weight lbs (Jan.-May)		
	2021	2020	% chg	2021	2020	% chg	2021	2020	% chg
Quebec	3 091	2 921	5.8 %	86 833	87 199	-0.4 %	356	344	3.7 %
Rest of Canada	0	0	-	560	1	-	383	449	-14.7 %
Canada	3 091	2 921	5.8 %	87 393	87 200	0.2 %	356	344	3.7 %

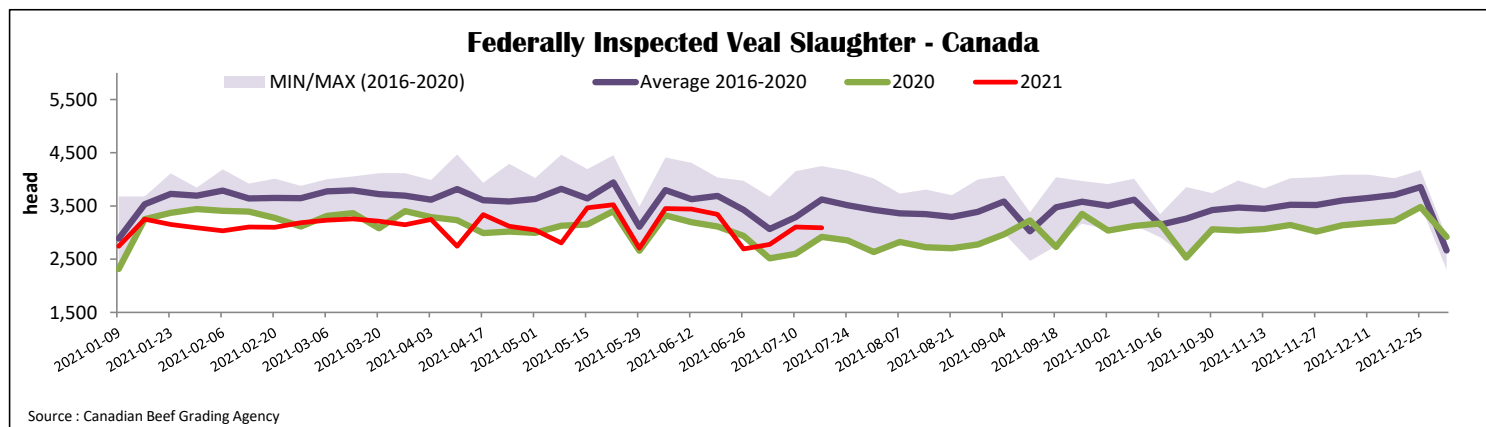
Source: Canadian Beef Grading Agency

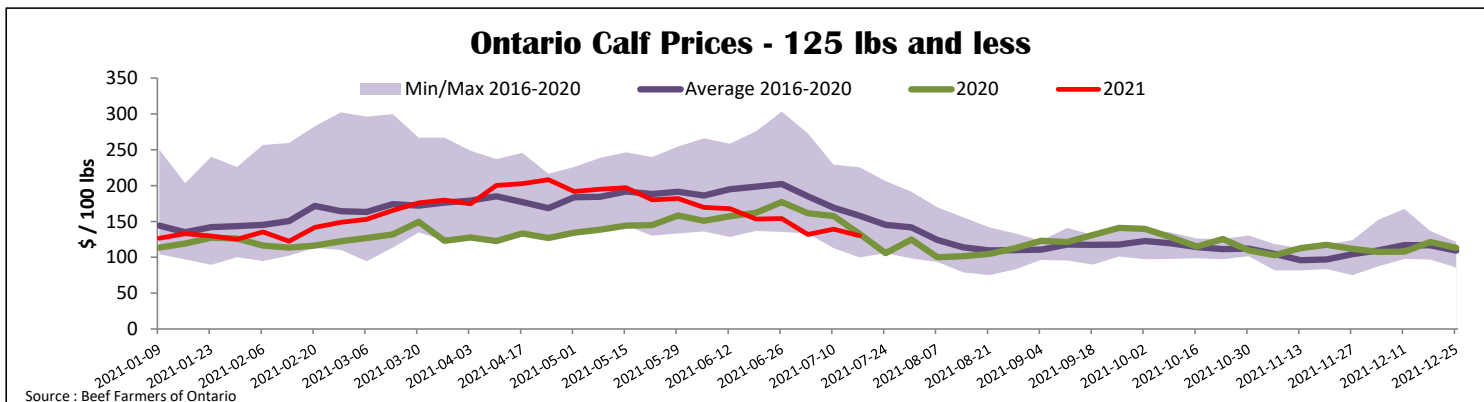
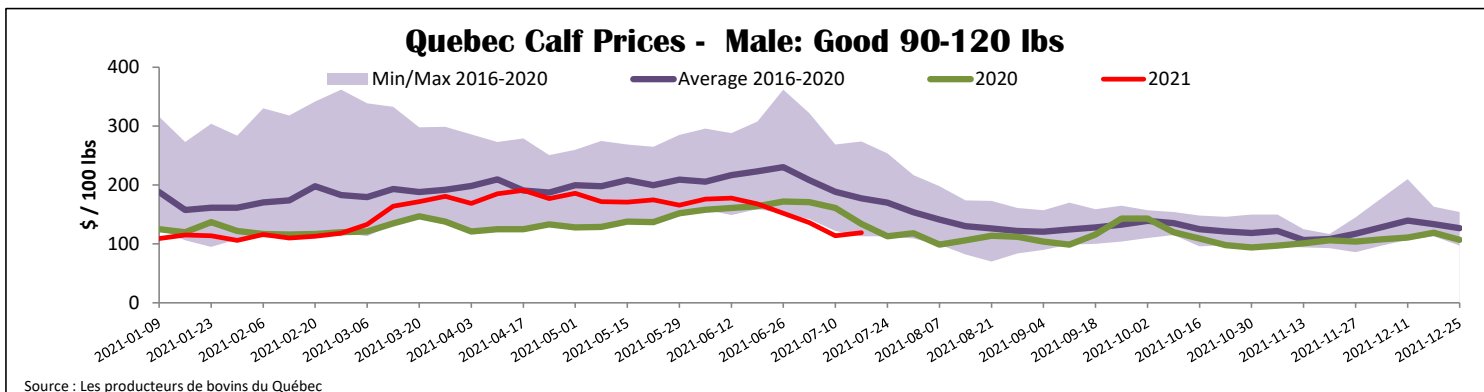
Source: Canadian Food Inspection Agency (CFIA)

Domestic Exports				Imports					
Total veal (tonnes)	Jan. 1 - May 31, 2021	2021	2020	% chg	Total veal (tonnes)	Jan. 1 - July 17, 2021	2021	2020	% chg
United States		1 452	757	91.8 %	New Zealand		386	108	-
United Arab Emirates		64	40	61.5 %	United States		323	399	-19.2 %
Saint Pierre and Miquelon		0	5	-	Australia		24	105	-77.1 %
Others		0	0	-	EU-27				
Total		1 516	802	89.0 %	Netherlands		210	153	37.6 %
					Others		185	38	-
					EU-27 total		395	191	-
					Others		25	0	-
					Total		1 153	803	43.7 %

Source: Statistics Canada

Source: CFIA





United States

Week ending July 10, 2021

Federally Inspected Slaughter				Year to date				Northeast and North Central U.S. Wholesale Price			
Weekly				Year to date				June 2021 Wholesale Price			
	2021	2020	% chg	2021	2020	% chg	\$/100 lbs	Simple avg	Min	Max	
Milk-fed or nature											
North East & North Central*	2 054	2 824	-27.3 %	72 702	96 493	-24.7 %	307 Rack, Ribeye	N/A	N/A	N/A	
Other calves	5 020	4 913	2.2 %	114 756	143 430	-20.0 %	332 Loin, Trimmed 4x4	610.00	525.00	695.00	
	7 074	7 737	-8.6 %	187 458	239 923	-21.9 %	1336 Leg slice, Retail	937.50	825.00	1 050.00	
Production							1312 Osso Buco, Fore Shank	772.50	695.00	850.00	
Calves (million lbs)	0.8	1.0	-20.0 %	26.4	32.6	-19.0 %	Shoulder Clod, Chuck	700.00	650.00	750.00	
Live weight (lbs)	206	230	-10.4 %								
Dressed weight (lbs)	118	133	-11.3 %								

Source : USDA

North East & North Central				Pennsylvania Calf Auction					
(Veal Carcass, Hot Basis – Paid to Producer (Hide off, 255-315 lbs))				Graded Holstein Bull Calves* July 10, 2021					
Special fed : milk fed, nature				\$/ 100 lbs					
\$/US / 100 lbs		Weighted Average	Min	Max	Number 1	Weight	Head	Min	Max
Non-Packer & Packers Owned		335.27	330.00	338.00		- 89 lbs	27	50.00	275.00
						90 - 120 lbs	155	80.00	250.00
						+ 120 lbs	17	102.00	165.00
						Beef Cross	67	120.00	410.00
					Number 2	- 100 lbs	58	50.00	152.00
						+ 100 lbs	80	65.00	162.00
						Beef Cross	9	110.00	170.00
					Number 3	- 100 lbs	163	15.00	130.00
						+ 100 lbs	24	35.00	142.00
						Beef Cross	0	0.00	0.00

* Does not include all head sold

Source : USDA