



## Veal Supply at a Glance - Canada

For week ending April 5, 2014

Quebec Live Auction											
Dairy Calves	2014				2013				Volume (YTD)		
	Number (head)	Price ( \$ / 100 lbs)			Number (head)	Price ( \$ / 100 lbs)			head		
<b>Male</b>		Average	Min	Max		Average	Min	Max	2014	2013	% chg
Good 90 -120 lbs	952	334.00	290.00	375.00	694	175.00	155.00	192.00	12 490	11 977	4.3 %
Good 121 - 140 lbs	197	314.00	270.00	365.00	163	175.00	144.00	190.00	2 802	3 087	-9.2 %
Average 90 - 140 lbs	376	257.00	180.00	330.00	276	136.00	100.00	160.00	6 104	5 309	15.0 %
Misc. - All weights	311	90.00	10.00	250.00	241	53.00	14.00	100.00	4 701	4 702	0.0 %
<b>Female</b>											
Good 90 -120 lbs	116	299.00	250.00	355.00	70	157.00	120.00	182.00	1 328	1 169	13.6 %
A2 Grain fed veal calves (hide off)	1336	221.30	n/a	n/a	1351	205.60	n/a	n/a	18 638	19 538	-4.6 %
596 lbs live - (325-353 lbs hide off)											

Source: Fédération des producteurs de bovins du Québec

Ontario Live Auction											
	2014				2013				Volume (YTD)		
	Number (head)	Price ( \$ / 100 lbs)			Number (head)	Price ( \$ / 100 lbs)			head		
		Average	Min	Max		Average	Min	Max	2014	2013	% chg
+ 600 lbs	661	106.64	97.63	120.80	612	89.80	79.96	99.47	7 086	7 484	-5.3 %
451 - 600 lbs	50	99.46	90.39	112.00	38	90.11	80.97	103.66	623	556	12.1 %
301 - 450 lbs	25	154.54	118.11	180.82	23	93.95	71.35	117.34	409	499	-18.0 %
126 - 300 lbs	120	189.50	113.80	265.45	107	137.96	114.86	180.75	1 742	2 012	-13.4 %
- 125 lbs	923	262.18	186.65	318.14	742	143.37	102.84	175.38	12 154	11 479	5.9 %

Source: Ontario Cattlemen's Association

Federally Inspected Slaughter									
	Weekly			Year to date			Carcass Weight (lbs - January - Feb.)		
	2014	2013	% chg	2014	2013	% chg	2014	2013	% chg
Ontario	704	527	33.6 %	7 111	8 484	-16.2 %	303	362	-16.3 %
Quebec / Atlantic	3 561	3 242	9.8 %	49 161	48 420	1.5 %	301	301	0.0 %
<b>Canada</b>	<b>4 265</b>	<b>3 769</b>	<b>13.2 %</b>	<b>56 272</b>	<b>56 904</b>	<b>-1.1 %</b>	<b>309</b>	<b>311</b>	<b>-0.6 %</b>

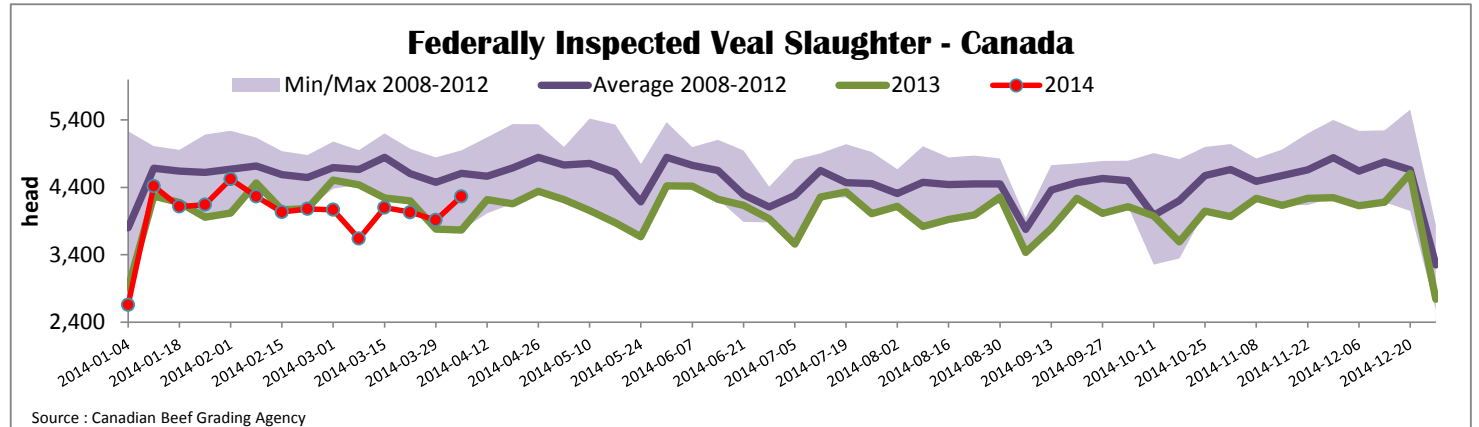
Source: Canadian Beef Grading Agency

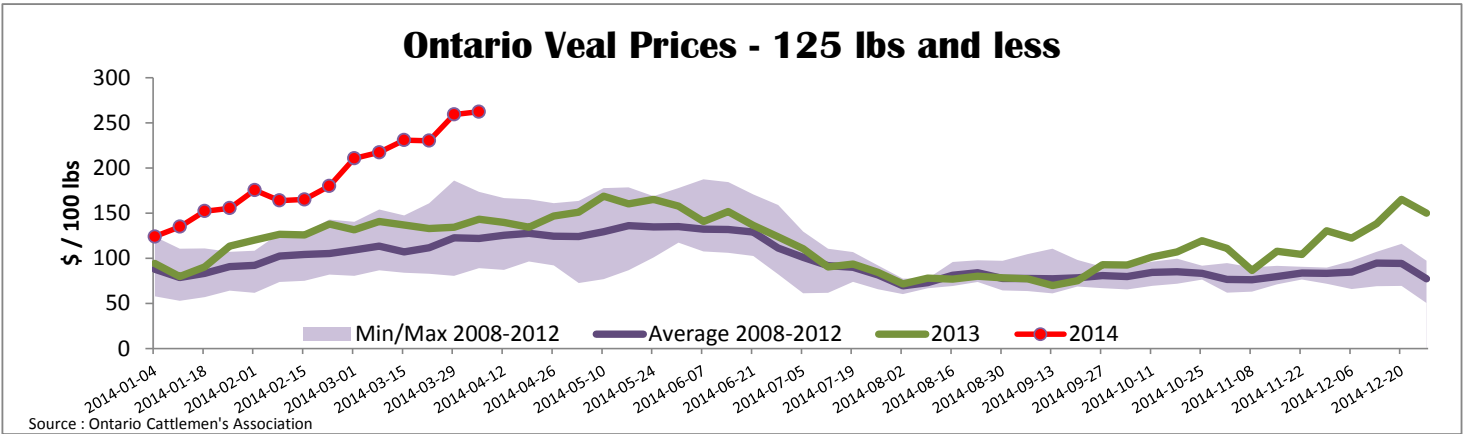
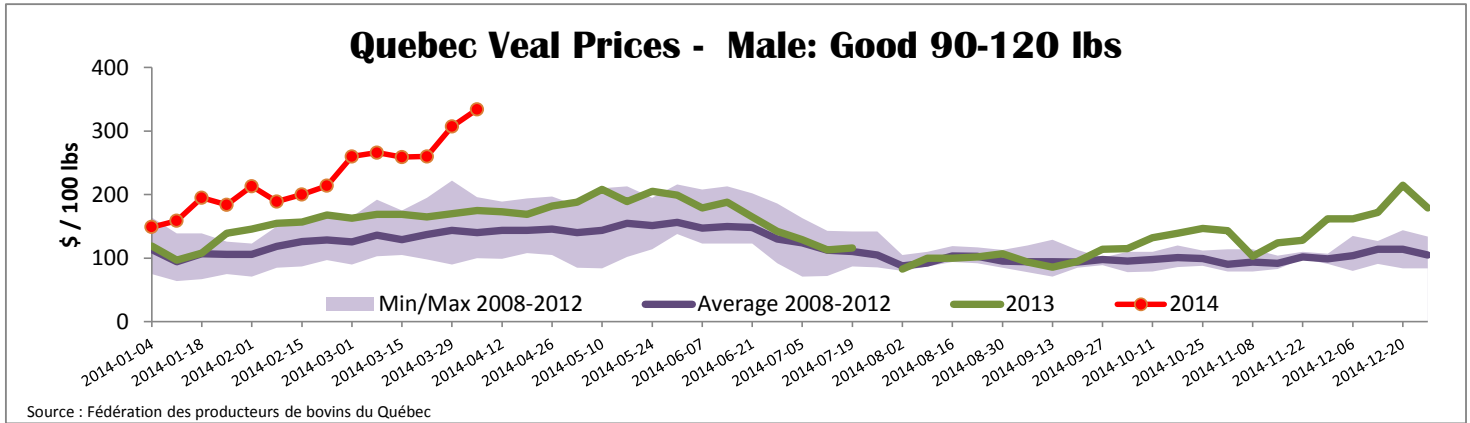
Source: CFIA

Exports					Imports				
Total veal (tonnes)	Jan. 1 - Feb. 28, 2014				Total veal (tonnes)	Jan. 1 - April 5, 2014			
	2014	2013	% chg			2014	2013	% chg	
United States	227	236	-3.7 %		United States	268	228	17.4 %	
United Arab Emirates	23	19	21.6 %		Australia	184	285	-35.5 %	
Barbados	6	0	-		New Zealand	105	33	-	
Others	0	19	-		Others	0	15	-	
<b>Total</b>	<b>257</b>	<b>275</b>	<b>-6.6 %</b>		<b>Total</b>	<b>557</b>	<b>561</b>	<b>-0.7 %</b>	
Live calves (head)	Jan. 1 - Feb. 28				For the period Jan. 1 - Jan. 31				
	0	35				<b>2014</b>	<b>2013</b>		
						3 201	2 344		

Source: Statistics Canada

Source: CFIA





<b>United States</b>											
Week ending April 5, 2014											
Federally Inspected Slaughter							Northeast and North Central U.S. Wholesale Price				
	Weekly			Year to date			\$/100 lbs	Simple avg	Min	Max	
Milk-fed or nature *	2014	2013	% chg	2014	2013	% chg					
North East	3 423	2 916	17.4 %	44 931	44 995	-0.1 %	307 Rack, Ribeye, Boneless	2 365.00	2 365.00	2 365.00	
North Central	3 065	2 684	14.2 %	41 495	34 563	20.1 %	332 Loin, Trimmed 4x4	580.00	500.00	660.00	
<b>Total</b>	<b>6 488</b>	<b>5 600</b>	<b>15.9 %</b>	<b>86 426</b>	<b>79 558</b>	<b>8.6 %</b>	1336 Leg slice, Retail	947.50	760.00	1 135.00	
Other calves	6 512	8 085	-19.5 %	96 446	126 814	-23.9 %	1312 Osso Buco, Fore Shank	922.50	700.00	1 145.00	
<b>Total</b>	<b>13 000</b>	<b>13 685</b>	<b>-5.0 %</b>	<b>182 872</b>	<b>206 372</b>	<b>-11.4 %</b>	Shoulder Clod, Chuck	572.50	495.00	650.00	
							Source : USDA				
Production							<b>Pennsylvania Vintage Calf Auction</b>				
Calves (million lbs)	2.1	2.0	5.0 %	27.6	30	-8.0 %	Graded Holstein Bull Calves			April 1, 2014	
Live weight (lbs)	274	248	10.5 %				\$/ 100 lbs				
Dressed weight (lbs)	162	146	11.0 %					Min	Max		
							Number 1	122 lbs		217.00	217.00
								85 - 113 lbs		275.00	295.00
							Number 2	110 - 113 lbs		275.00	280.00
								84 - 102 lbs		290.00	310.00
							Number 3	108 lbs		230.00	230.00
								94 - 95 lbs		257.00	257.00
								80 - 83 lbs		290.00	300.00
								73 lbs		227.00	227.00
<b>Northeast and North Central</b>											
(Veal Carcass, Hot Basis – Paid to Producer (Hide off, 255-315 lbs))											
* Special fed : milk fed, nature											
\$/US / 100 lbs							Weighted Average Price	Min	Max		
Non-Packer Owned							354.61	345.00	370.00		
Packer Owned							373.62	368.00	375.00		