



## Veal Supply at a Glance - Canada

For week ending January 11, 2014

Quebec Live Auction											
Dairy Calves	2014				2013				Volume (YTD)		
	Number (head)	Price ( \$ / 100 lbs)			Number (head)	Price ( \$ / 100 lbs)			head		
<b>Male</b>		Average	Min	Max		Average	Min	Max	2014	2013	% chg
Good 90 -120 lbs	1062	159.00	138.00	195.00	1089	97.00	80.00	101.00	1 563	1 660	-5.8 %
Good 121 - 140 lbs	378	158.00	135.00	190.00	449	98.00	80.00	115.00	501	718	-30.2 %
Average 90 - 140 lbs	756	125.00	80.00	170.00	783	73.00	45.00	86.00	1 054	990	6.5 %
Misc. - All weights	560	42.00	6.00	100.00	710	28.00	6.00	50.00	813	978	-16.9 %
<b>Female</b>											
Good 90 -120 lbs	105	136.00	100.00	178.00	90	86.00	60.00	104.00	151	147	2.7 %
A2 Grain fed veal calves (hide off)	1221	226.90	n/a	n/a	1499	205.70	n/a	n/a	2 431	2 706	-10.2 %
596 lbs live - (325-353 lbs hide off)											

Source: Fédération des producteurs de bovins du Québec

Ontario Live Auction											
	2014				2013				Volume (YTD)		
	Number (head)	Price ( \$ / 100 lbs)			Number (head)	Price ( \$ / 100 lbs)			head		
		Average	Min	Max		Average	Min	Max	2014	2013	% chg
+ 600 lbs	245	143.40	127.12	165.26	684	100.28	87.62	116.50	585	1 039	-43.7 %
451 - 600 lbs	26	122.83	115.58	131.54	48	91.57	77.11	100.92	56	69	-18.8 %
301 - 450 lbs	24	131.39	101.38	146.75	48	93.03	71.75	116.23	35	56	-37.5 %
126 - 300 lbs	179	132.18	99.09	158.06	295	86.22	61.99	102.36	240	396	-39.4 %
- 125 lbs	1054	134.90	101.15	162.49	977	79.79	50.11	100.46	1 807	1 869	-3.3 %

Source: Ontario Cattlemen's Association

Federally Inspected Slaughter									
	Weekly			Year to date			Carcass Weight (lbs - January - Oct.)		
	2014	2013	% chg	2014	2013	% chg	2013	2012	% chg
Ontario	437	606	-27.9 %	882	1 111	-20.6 %	365	365	0.0 %
Quebec / Atlantic	3 983	3 666	8.6 %	6 197	6 070	2.1 %	301	302	-0.5 %
<b>Canada</b>	<b>4 420</b>	<b>4 272</b>	<b>3.5 %</b>	<b>7 079</b>	<b>7 181</b>	<b>-1.4 %</b>	<b>309</b>	<b>312</b>	<b>-0.8 %</b>

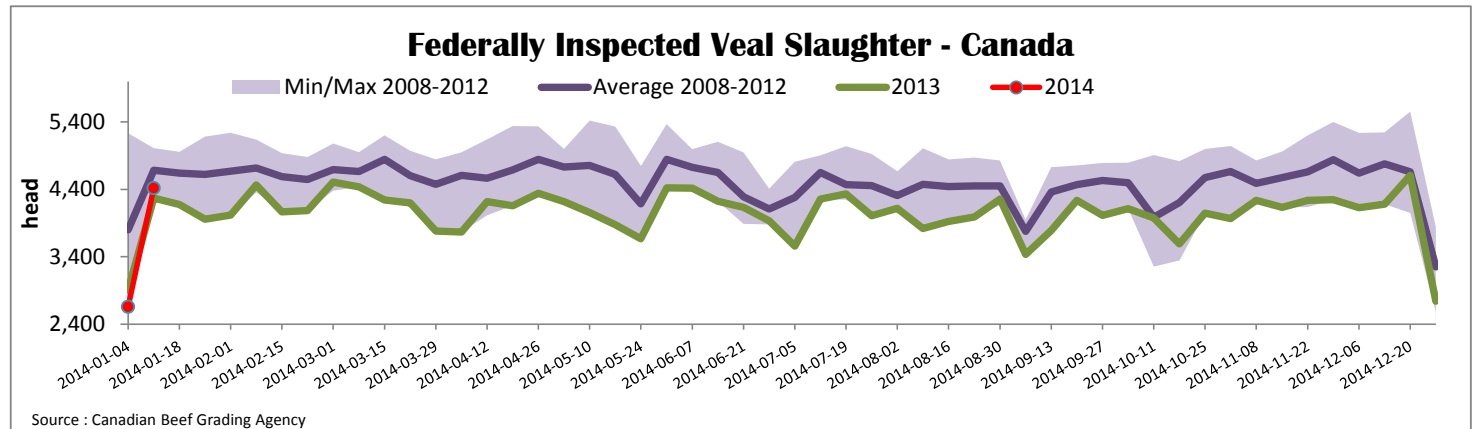
Source: Canadian Beef Grading Agency

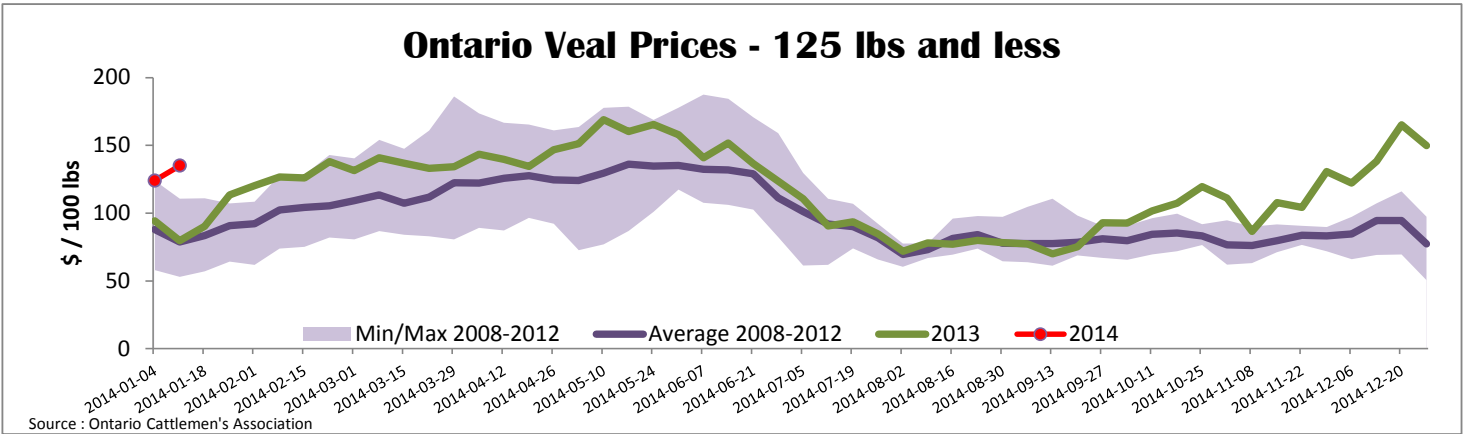
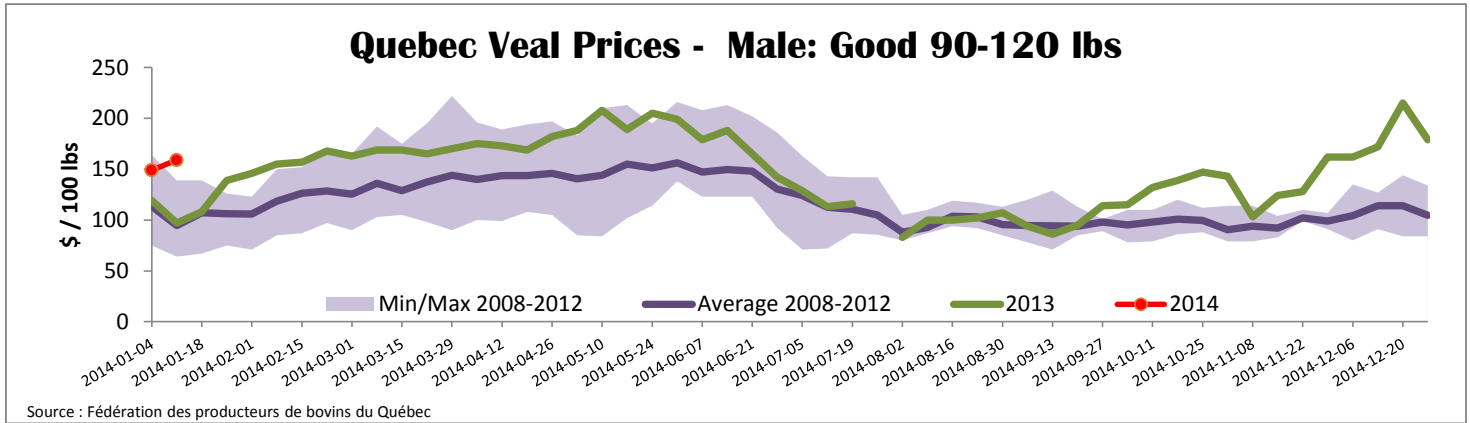
Source: CFIA

Exports					Imports				
Total veal (tonnes)	Jan. 1 - Nov. 30, 2013				Total veal (tonnes)	Jan. 1 - Jan. 11, 2014			
	2013	2012	% chg			2014	2013	% chg	
United States	1 475	2 264	-34.8 %		United States	12	45	-74.1 %	
United Arab Emirates	109	97	11.8 %		Australia	25	62	-60.0 %	
Russia	15	66	-77.3 %						
Others	34	79	-57.0 %						
<b>Total</b>	<b>1 633</b>	<b>2 506</b>	<b>-34.8 %</b>		<b>Total</b>	<b>36</b>	<b>106</b>	<b>-65.9 %</b>	
Live calves (head)	Jan. 1 - Nov. 30				For the period Jan. 1 - Nov. 30				
	44	1953				<b>2013</b>	<b>2012</b>		
						34 668	38 318		

Source: Statistics Canada

Source: CFIA





<b>United States</b>															
Week ending January 11, 2014															
Federally Inspected Slaughter						Northeast and North Central U.S. Wholesale Price									
	Weekly			Year to date			\$/100 lbs		Simple avg	Min	Max				
	2014	2013	% chg	2014	2013	% chg									
Milk-fed or nature *							307 Rack, Ribeye, Boneless	2 350.00	2 350.00	2 350.00					
North East	3 103	3 239	-4.2 %	2 672	6 479	-58.8 %	332 Loin, Trimmed 4x4	612.50	575.00	650.00					
North Central	2 479	2 688	-7.8 %	2 698	4 806	-43.9 %	1336 Leg slice, Retail	942.50	760.00	1 125.00					
<b>Total</b>	<b>5 582</b>	<b>5 927</b>	<b>-5.8 %</b>	<b>5 370</b>	<b>11 285</b>	<b>-52.4 %</b>	1312 Osso Buco, Fore Shank	917.00	699.00	1 135.00					
Other calves	9 418	9 985	-5.7 %	22 983	19 060	20.6 %	Shoulder Clod, Chuck	570.00	495.00	645.00					
<b>Total</b>	<b>15 000</b>	<b>15 912</b>	<b>-5.7 %</b>	<b>28 353</b>	<b>30 345</b>	<b>-6.6 %</b>	Source : USDA								
Production							<b>Pennsylvania Vintage Calf Auction</b>								
Calves (million lbs)	2.2	2.4	-8.3 %	3.1	4	-22.5 %	Graded Holstein Bull Calves		January 7, 2014						
Live weight (lbs)	255	253	0.8 %				\$/ 100 lbs		Min	Max					
Dressed weight (lbs)	151	148	2.0 %	Source : USDA			Number 1	103 - 123 lbs	142.00	158.00					
<b>Northeast and North Central</b> (Veal Carcass, Special fed * (Hide off, 255-315 lbs))							\$/ 100 lbs		Average	Min	Max	Number 2	95 - 112 lbs	147.00	155.00
									363.94	348.00	375.00	85 - 90 lbs	110.00	130.00	
* Special fed : milk fed, nature											Number 3	93 - 109 lbs	92.00	97.00	
											83 - 84 lbs	60.00	62.00		