



## Veal Supply at a Glance - Canada

For week ending June 7, 2014

Quebec Live Auction											
Dairy Calves	Number (head)	2014 Price (\$ / 100 lbs)			Number (head)	2013 Price (\$ / 100 lbs)			Volume (YTD) head		
		Average	Min	Max		Average	Min	Max	2014	2013	% chg
<b>Male</b>											
Good 90 -120 lbs	956	229.00	210.00	245.00	559	179.00	155.00	195.00	20 905	19 374	7.9 %
Good 121 - 140 lbs	192	229.00	210.00	260.00	142	172.00	148.00	190.00	4 551	4 787	-4.9 %
Average 90 - 140 lbs	358	187.00	135.00	235.00	345	133.00	75.00	170.00	9 705	8 477	14.5 %
Misc. - All weights	304	56.00	15.00	150.00	396	53.00	13.00	100.00	7 363	7 531	-2.2 %
<b>Female</b>											
Good 90 -120 lbs	147	247.00	195.00	380.00	233	180.00	130.00	195.00	2 608	2 143	21.7 %
A2 Grain fed veal calves (hide off)	1680	221.80	n/a	n/a	1386	200.20	n/d	n/d	30 795	32 121	-4.1 %
596 lbs live - (325-353 lbs hide off)											

Source: Fédération des producteurs de bovins du Québec

Ontario Live Auction											
	Number (head)	2014 Price (\$ / 100 lbs)			Number (head)	2013 Price (\$ / 100 lbs)			Volume (YTD) head		
		Average	Min	Max		Average	Min	Max	2014	2013	% chg
+ 600 lbs	610	122.32	110.89	133.44	683	92.05	80.96	108.12	12 670	13 446	-5.8 %
451 - 600 lbs	29	109.48	95.03	124.90	39	85.06	71.33	98.59	910	912	-0.2 %
301 - 450 lbs	33	137.79	112.42	154.65	33	104.05	75.95	121.58	790	804	-1.7 %
126 - 300 lbs	123	183.58	125.73	260.76	129	128.27	96.86	162.05	2 790	3 171	-12.0 %
- 125 lbs	1 008	201.87	149.07	242.53	741	140.79	95.24	170.83	19 987	18 833	6.1 %

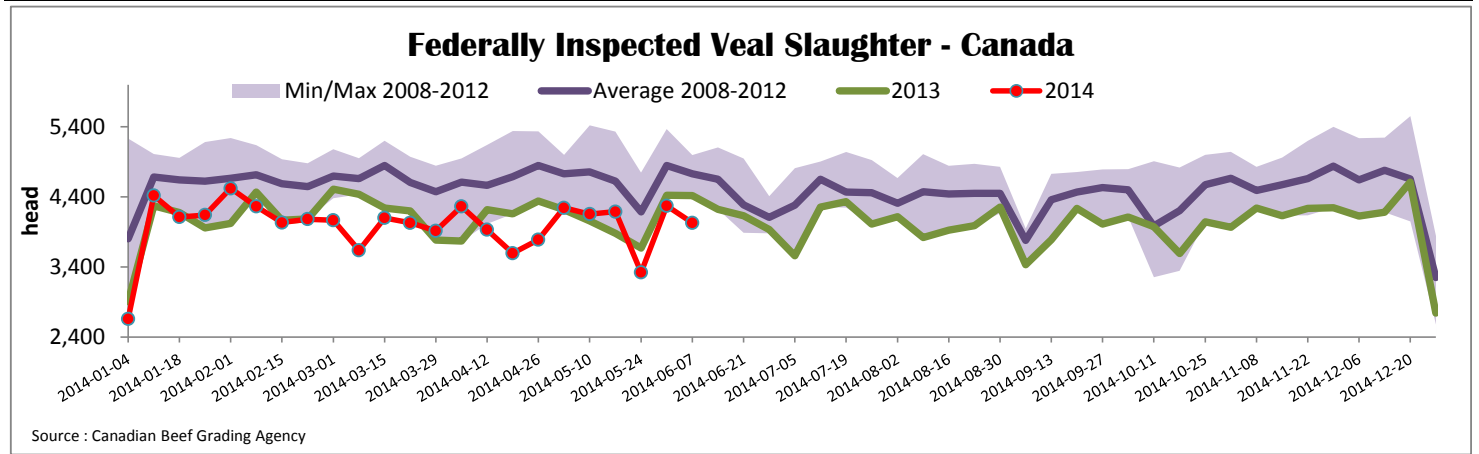
Source: Ontario Cattlemen's Association

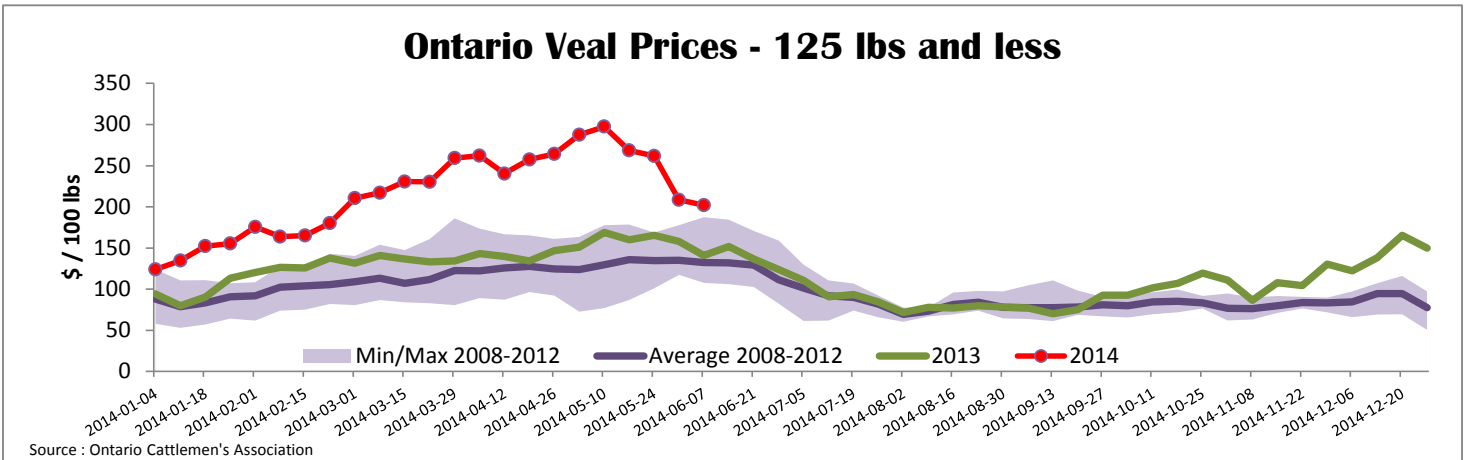
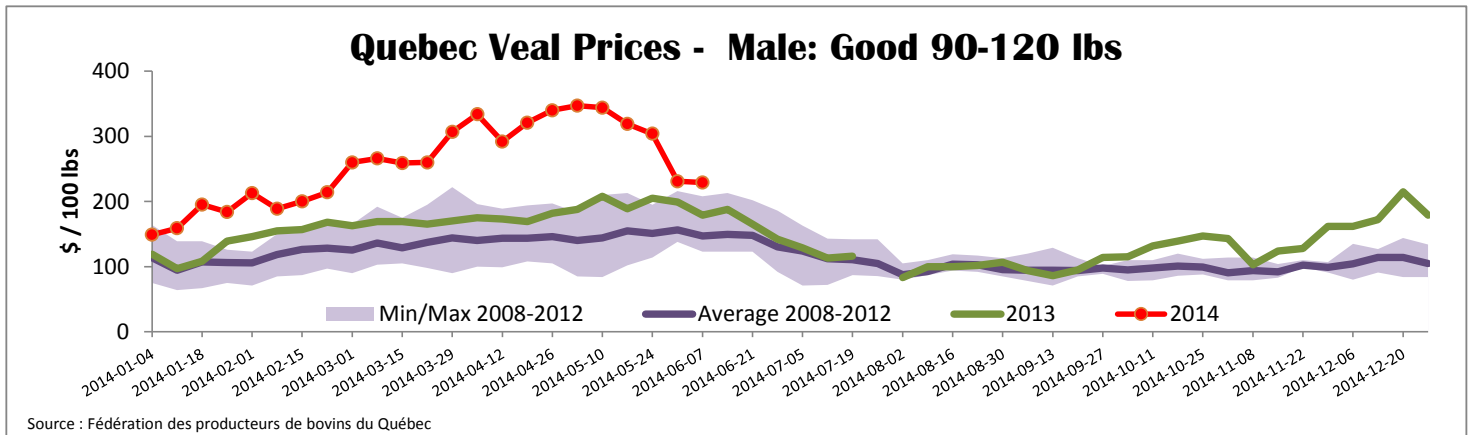
Federally Inspected Slaughter									
	Weekly			Year to date			Carcass Weight (lbs - January - May)		
	2014	2013	% chg	2014	2013	% chg	2014	2013	% chg
Ontario	473	699	-32.3 %	11 723	13 570	-13.6 %	367	370	-0.7 %
Quebec / Atlantic	3 557	3 722	-4.4 %	80 092	80 725	-0.8 %	310	305	1.9 %
<b>Canada</b>	<b>4 030</b>	<b>4 421</b>	<b>-8.8 %</b>	<b>91 815</b>	<b>94 295</b>	<b>-2.6 %</b>	<b>321</b>	<b>314</b>	<b>2.2 %</b>

Source: Canadian Beef Grading Agency

Exports					Imports						
Total veal (tonnes) Jan. 1 - April 30, 2014					Total veal (tonnes) Jan. 1 - June 7, 2014						
	2014	2013	% chg		2014	2013	% chg		2014	2013	% chg
United States	451	566	-20.2 %	United States	660	386	71.2 %				
United Arab Emirates	26	49	-47.4 %	Australia	283	419	-32.4 %				
Taiwan	17	0	-	New Zealand	105	33	-				
Others	22	26	-15.5 %	Others	0	15	-				
<b>Total</b>	<b>517</b>	<b>641</b>	<b>-19.4 %</b>	<b>Total</b>	<b>1 049</b>	<b>852</b>	<b>23.0 %</b>				
Live calves (head) Jan. 1 - April 30	238	35	580.0 %	For the period Jan. 1 - Mar.31 Live calves (head)	9 425	9 793					

Source: Statistics Canada





<b>United States</b>						
Week ending June 7, 2014						
<b>Federally Inspected Slaughter</b>				<b>Northeast and North Central U.S. Wholesale Price</b>		
	Weekly			Year to date		
	2014	2013	% chg	2014	2013	% chg
Milk-fed or nature *						
North East	2 842	3 388	-16.1 %	72 816	74 698	-2.5 %
North Central	2 321	2 613	-11.2 %	64 556	56 232	14.8 %
<b>Total</b>	<b>5 163</b>	<b>6 001</b>	<b>-14.0 %</b>	<b>137 372</b>	<b>130 930</b>	<b>4.9 %</b>
Other calves	4 724	7 922	-40.4 %	129 220	189 956	-32.0 %
<b>Total</b>	<b>9 887</b>	<b>13 923</b>	<b>-29.0 %</b>	<b>266 592</b>	<b>320 886</b>	<b>-16.9 %</b>
				Source : USDA		
Production				<b>Pennsylvania Vintage Calf Auction</b>		
Calves (million lbs)	1.8	2.1	-14.3 %	43.5	47.0	-7.4 %
Live weight (lbs)	285	251	13.5 %			
Dressed weight (lbs)	169	148	14.2 %			
				Source : USDA		
<b>Northeast and North Central</b>						
(Veal Carcass, Hot Basis – Paid to Producer (Hide off, 255-315 lbs))						
* Special fed : milk fed, nature						
\$US / 100 lbs	Weighted Average Price			Min	Max	
Non-Packer Owned	365.53			360.00	380.00	
Packer Owned	380.53			362.00	386.00	
<b>Graded Holstein Bull Calves</b>						
June 3, 2014						
		\$ / 100 lbs	Min	Max		
Number 1	112-122 lbs		217.00	227.00		
	90-104 lbs		243.00	255.00		
	85 lbs		270.00	270.00		
Number 2	103-113 lbs		225.00	230.00		
	90-95 lbs		240.00	247.00		
	84 lbs		284.00	284.00		
Number 3	108 lbs		217.00	217.00		
	74-95 lbs		232.00	250.00		