



## Veal Supply at a Glance - Canada

For week ending June 14, 2014

Quebec Live Auction												
Dairy Calves	Number (head)	2014 Price (\$ / 100 lbs)			Number (head)	2013 Price (\$ / 100 lbs)			Volume (YTD) head			
		Average	Min	Max		Average	Min	Max	2014	2013	% chg	
Male												
Good 90 -120 lbs	955	240.00	220.00	267.00	826	188.00	170.00	205.00	21 860	20 200	8.2 %	
Good 121 - 140 lbs	158	235.00	200.00	267.00	170	182.00	160.00	196.00	4 709	4 957	-5.0 %	
Average 90 - 140 lbs	426	194.00	120.00	245.00	461	149.00	120.00	175.00	10 131	8 938	13.3 %	
Misc. - All weights	377	77.00	15.00	175.00	340	59.00	15.00	125.00	7 740	7 871	-1.7 %	
Female												
Good 90 -120 lbs	127	270.00	220.00	390.00	75	173.00	140.00	195.00	2 735	2 218	23.3 %	
A2 Grain fed veal calves (hide off)	1342	234.10	n/a	n/a	1429	200.50	n/a	n/a	32 137	33 550	-4.2 %	
596 lbs live - (325-353 lbs hide off)												

Source: Fédération des producteurs de bovins du Québec

Ontario Live Auction												
	Number (head)	2014 Price (\$ / 100 lbs)			Number (head)	2013 Price (\$ / 100 lbs)			Volume (YTD) head			
		Average	Min	Max		Average	Min	Max	2014	2013	% chg	
+ 600 lbs	631	124.91	115.89	138.54	538	94.54	81.63	112.74	13 301	13 984	-4.9 %	
451 - 600 lbs	33	113.65	102.26	125.39	35	84.52	72.71	100.34	943	947	-0.4 %	
301 - 450 lbs	18	142.15	127.86	154.30	19	89.53	71.63	106.34	808	823	-1.8 %	
126 - 300 lbs	131	187.89	133.82	240.69	142	138.97	100.47	172.91	2 921	3 313	-11.8 %	
- 125 lbs	886	211.19	156.11	269.53	913	151.70	105.33	185.51	20 873	19 746	5.7 %	

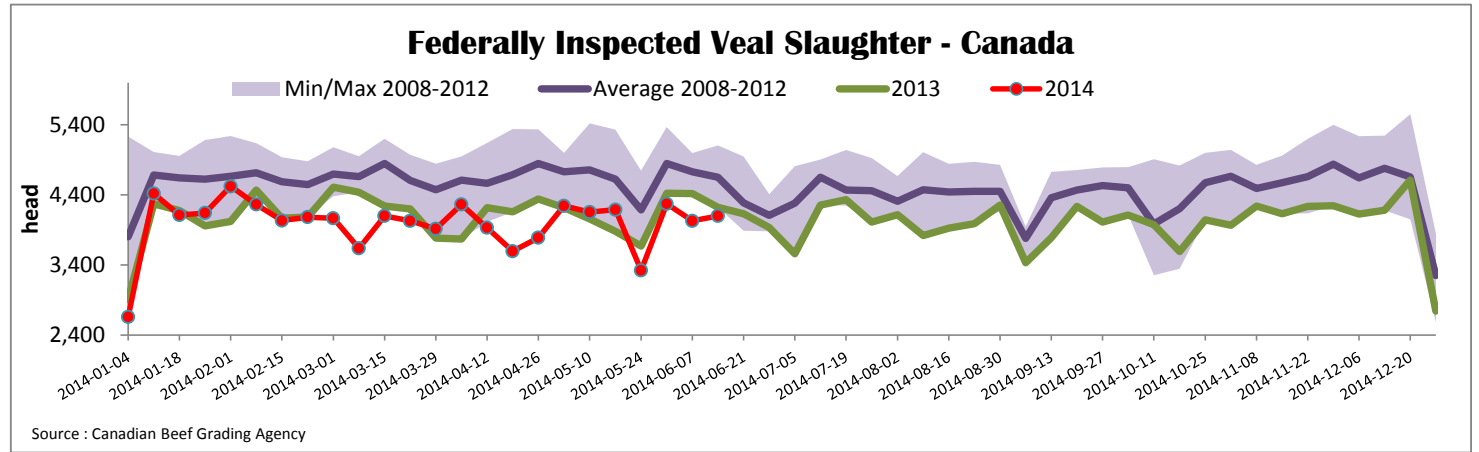
Source: Ontario Cattlemen's Association

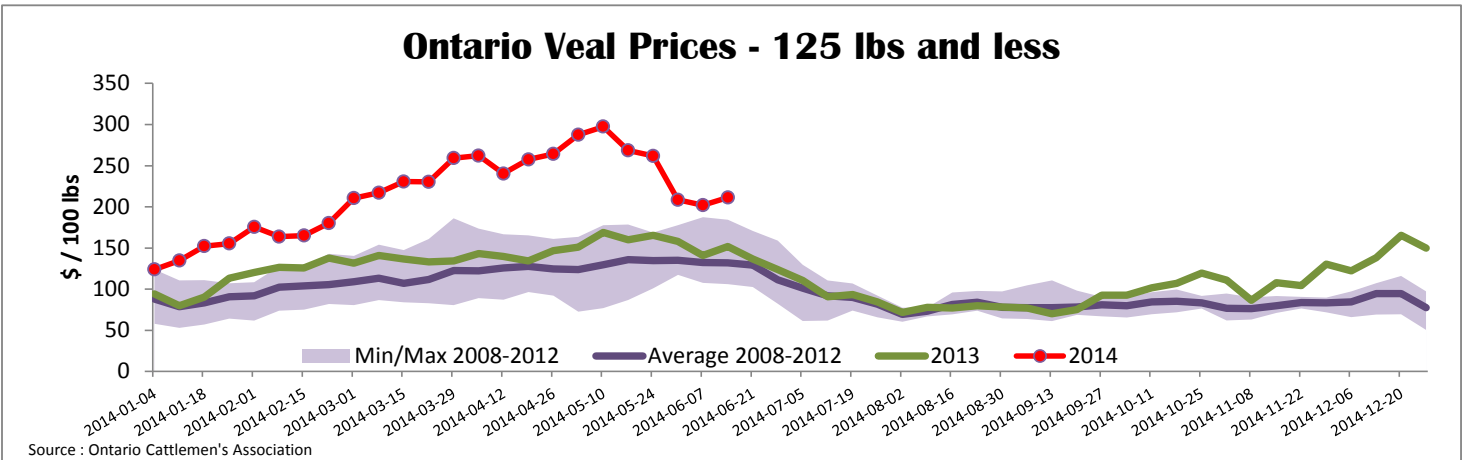
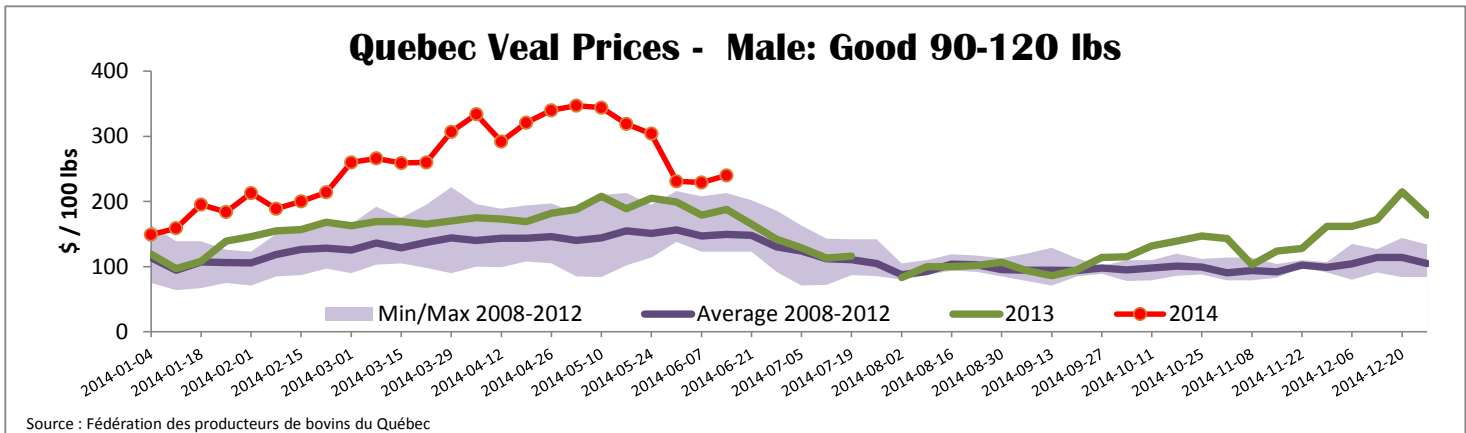
Federally Inspected Slaughter									
	Weekly			Year to date			Carcass Weight (lbs - January - May)		
	2014	2013	% chg	2014	2013	% chg	2014	2013	% chg
Ontario	398	658	-39.5 %	12 121	14 228	-14.8 %	367	370	-0.7 %
Quebec / Atlantic	3 704	3 567	3.8 %	83 796	84 292	-0.6 %	304	305	-0.2 %
<b>Canada</b>	<b>4 102</b>	<b>4 225</b>	<b>-2.9 %</b>	<b>95 917</b>	<b>98 520</b>	<b>-2.6 %</b>	<b>312</b>	<b>314</b>	<b>-0.6 %</b>

Source: Canadian Beef Grading Agency      Source: CFIA

Exports					Imports							
Total veal (tonnes)	Jan. 1 - April 30, 2014	2014			2013			Total veal (tonnes)	Jan. 1 - June 14, 2014	2014		
		2014	2013	% chg	2014	2013	% chg			2014	2013	% chg
United States		451	566	-20.2 %	United States		672	413	62.7 %			
United Arab Emirates		26	49	-47.4 %	Australia		294	419	-29.8 %			
Taiwan		17	0	-	New Zealand		105	33	-			
Others		22	26	-15.5 %	Others		0	15	-			
<b>Total</b>		<b>517</b>	<b>641</b>	<b>-19.4 %</b>	<b>Total</b>		<b>1 071</b>	<b>879</b>	<b>21.8 %</b>			
Live calves (head)	Jan. 1 - April 30	238	35	580.0 %	For the period Jan. 1 - April 30		<b>2014</b>	<b>2013</b>				
					Live calves (head)		13 620	12 753				

Source: Statistics Canada      Source: CFIA





<b>United States</b>										
Week ending June 14, 2014										
Federally Inspected Slaughter							Northeast and North Central U.S. Wholesale Price			
	Weekly			Year to date			\$/100 lbs	Simple avg	Min	Max
	2014	2013	% chg	2014	2013	% chg				
Milk-fed or nature *							307 Rack, Ribeye, Boneless	2 532.50	2 365.00	2 700.00
North East	2 928	3 379	-13.3 %	75 744	78 077	-3.0 %	332 Loin, Trimmed 4x4	625.00	565.00	685.00
North Central	2 741	2 312	18.6 %	67 297	58 544	15.0 %	1336 Leg slice, Retail	965.00	760.00	1 170.00
<b>Total</b>	<b>5 669</b>	<b>5 691</b>	<b>-0.4 %</b>	<b>143 041</b>	<b>136 621</b>	<b>4.7 %</b>	1312 Osso Buco, Fore Shank	960.00	775.00	1 145.00
Other calves	4 603	8 312	-44.6 %	133 823	198 268	-32.5 %	Shoulder Clod, Chuck	577.50	495.00	660.00
<b>Total</b>	<b>10 272</b>	<b>14 003</b>	<b>-26.6 %</b>	<b>276 864</b>	<b>334 889</b>	<b>-17.3 %</b>				
							Source : USDA			
Production							<b>Pennsylvania Vintage Calf Auction</b>			
Calves (million lbs)	1.8	2.0	-10.0 %	45.2	49.9	-9.4 %	Graded Holstein Bull Calves			
Live weight (lbs)	287	247	16.2 %				June 10, 2014			
Dressed weight (lbs)	169	145	16.6 %				\$/ 100 lbs	Min	Max	
							Number 1	121 lbs	215.00	215.00
								103-113 lbs	250.00	264.00
								90-95 lbs	276.00	280.00
							Number 2	113-114 lbs	247.00	252.00
								102-103 lbs	267.00	275.00
								84-95 lbs	287.00	295.00
							Number 3	109-110 lbs	225.00	237.00
								81-96 lbs	265.00	275.00
								72 lbs	245.00	245.00