



## Veal Supply at a Glance - Canada

For week ending May 3, 2014

Quebec Live Auction											
Dairy Calves	Number (head)	2014 Price ( \$ / 100 lbs)			Number (head)	2013 Price ( \$ / 100 lbs)			Volume (YTD) head		
		Average	Min	Max		Average	Min	Max	2014	2013	% chg
Male											
Good 90 -120 lbs	978	347.00	310.00	385.00	883	188.00	167.00	208.00	16 166	15 344	5.4 %
Good 121 - 140 lbs	215	323.00	290.00	355.00	217	184.00	160.00	200.00	3 612	3 932	-8.1 %
Average 90 - 140 lbs	292	266.00	200.00	320.00	312	143.00	105.00	175.00	7 517	6 756	11.3 %
Misc. - All weights	189	119.00	6.00	225.00	256	69.00	10.00	140.00	5 803	5 975	-2.9 %
Female											
Good 90 -120 lbs	175	348.00	280.00	440.00	109	170.00	135.00	190.00	1 901	1 562	21.7 %
A2 Grain fed veal calves (hide off)	1320	222.50	n/a	n/a	1229	205.70	n/d	n/d	23 853	24 695	-3.4 %
596 lbs live - (325-353 lbs hide off)											

Source: Fédération des producteurs de bovins du Québec

Ontario Live Auction											
	Number (head)	2014 Price ( \$ / 100 lbs)			Number (head)	2013 Price ( \$ / 100 lbs)			Volume (YTD) head		
		Average	Min	Max		Average	Min	Max	2014	2013	% chg
+ 600 lbs	911	109.69	97.45	125.56	646	90.52	76.85	102.46	9 684	10 280	-5.8 %
451 - 600 lbs	41	110.41	100.70	118.85	58	81.21	66.05	91.73	747	710	5.2 %
301 - 450 lbs	61	163.94	121.90	191.88	40	115.08	99.23	128.88	610	638	-4.4 %
126 - 300 lbs	121	209.51	141.09	292.63	118	129.65	89.86	167.71	2 184	2 534	-13.8 %
- 125 lbs	790	287.43	210.07	341.79	848	151.19	101.25	182.78	15 393	14 745	4.4 %

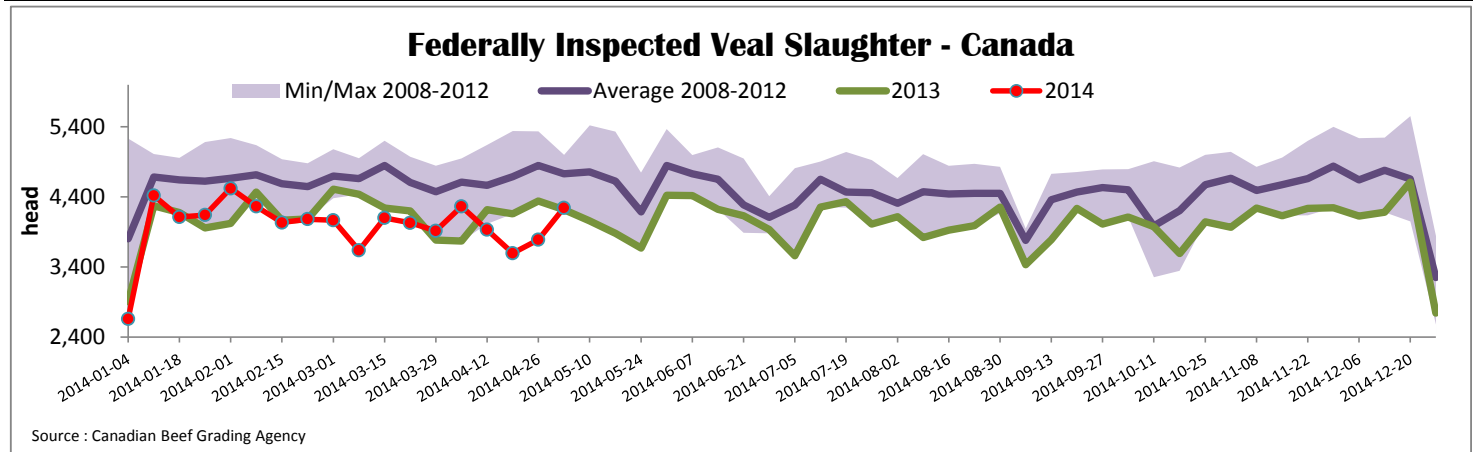
Source: Ontario Cattlemen's Association

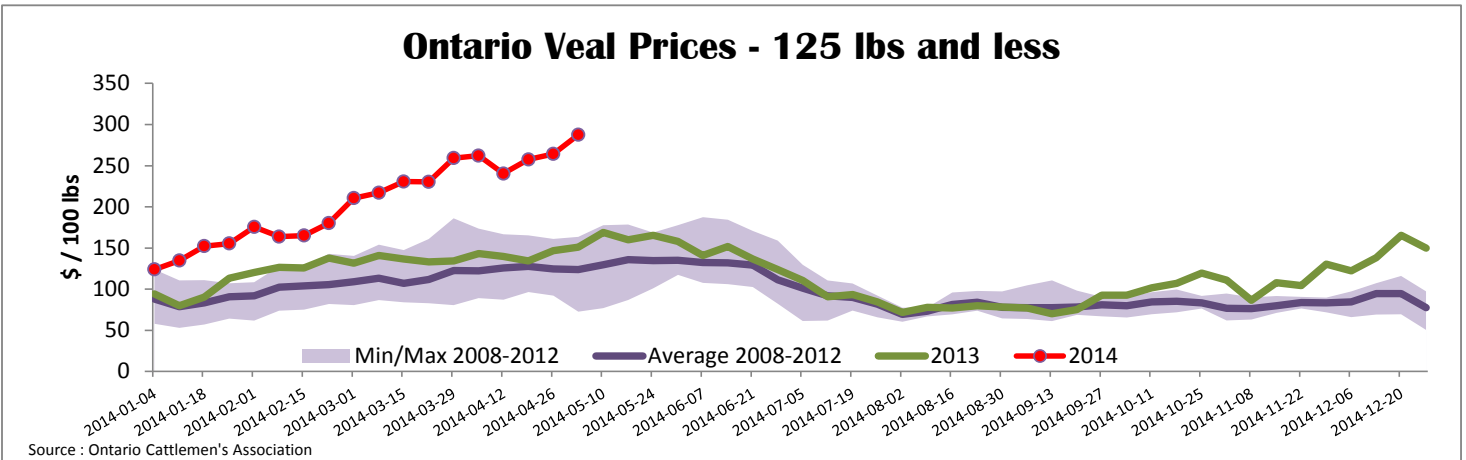
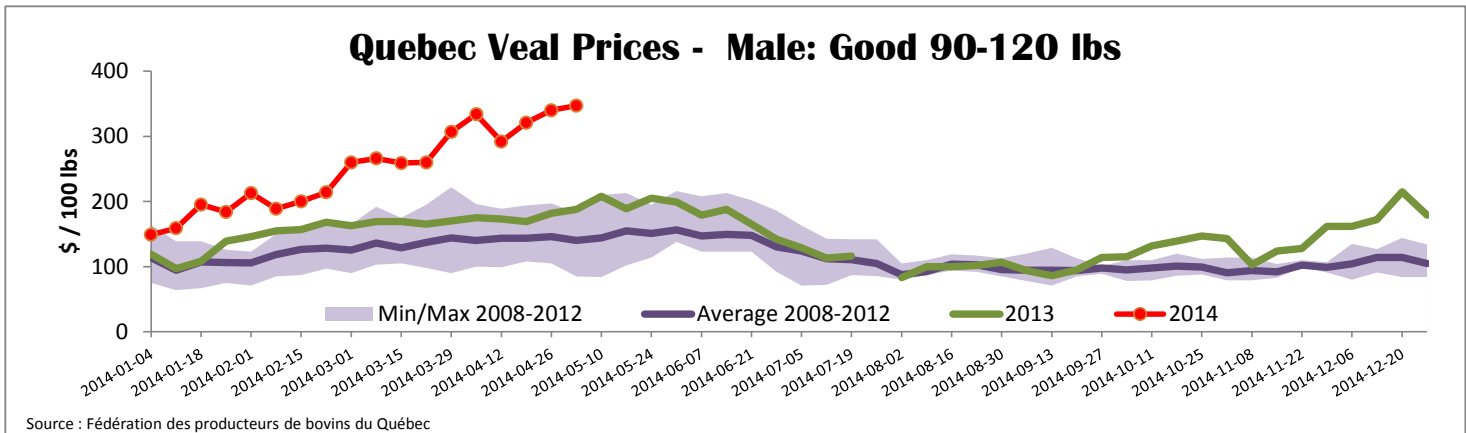
Federally Inspected Slaughter									
	Weekly			Year to date			Carcass Weight (lbs - January - April)		
	2014	2013	% chg	2014	2013	% chg	2014	2013	% chg
Ontario	687	549	25.1 %	8 998	10 517	-14.4 %	365	369	-1.0 %
Quebec / Atlantic	3 559	3 672	-3.1 %	62 841	63 329	-0.8 %	302	304	-0.7 %
<b>Canada</b>	<b>4 246</b>	<b>4 221</b>	<b>0.6 %</b>	<b>71 839</b>	<b>73 846</b>	<b>-2.7 %</b>	<b>311</b>	<b>313</b>	<b>-0.8 %</b>

Source : Canadian Beef Grading Agency      Source: CFIA

Exports				Imports			
Total veal (tonnes)	Jan. 1 - March 31, 2014			Total veal (tonnes)	Jan. 1 - May 3, 2014		
	2014	2013	% chg		2014	2013	% chg
United States	322	399	-19.2 %	United States	388	290	33.7 %
United Arab Emirates	26	33	-20.3 %	Australia	200	362	-44.8 %
Saudi Arabia	9	4	-	New Zealand	105	33	-
Others	6	21	-	Others	0	15	-
<b>Total</b>	<b>363</b>	<b>456</b>	<b>-20.4 %</b>	<b>Total</b>	<b>693</b>	<b>699</b>	<b>-0.9 %</b>
Live calves (head)	Jan. 1 - March 31			For the period Jan. 1 - Feb. 28			
	50	44	13.6 %	Live calves (head)	<b>2014</b>	<b>2013</b>	
					6 168	5 735	

Source: Statistics Canada      Source: CFIA





<b>United States</b>										
Week ending May 3, 2014										
Federally Inspected Slaughter				Northeast and North Central U.S. Wholesale Price						
	Weekly			Year to date			\$/100 lbs	Simple avg	Min	Max
	2014	2013	% chg	2014	2013	% chg				
Milk-fed or nature *							307 Rack, Ribeye, Boneless	2 365.00	2 365.00	2 365.00
North East	3 203	3 189	0.4 %	57 709	58 356	-1.1 %	332 Loin, Trimmed 4x4	580.00	500.00	660.00
North Central	2 781	2 411	15.3 %	52 555	44 270	18.7 %	1336 Leg slice, Retail	947.50	760.00	1 135.00
<b>Total</b>	<b>5 984</b>	<b>5 600</b>	<b>6.9 %</b>	<b>110 264</b>	<b>102 626</b>	<b>7.4 %</b>	1312 Osso Buco, Fore Shank	922.50	700.00	1 145.00
Other calves	6 085	6 795	-10.4 %	103 493	141 620	-26.9 %	Shoulder Clod, Chuck	572.50	495.00	650.00
<b>Total</b>	<b>10 751</b>	<b>12 395</b>	<b>-13.3 %</b>	<b>213 757</b>	<b>244 246</b>	<b>-12.5 %</b>				
Source : USDA							<b>Pennsylvania Vintage Calf Auction</b>			
Production							Graded Holstein Bull Calves			
Calves (million lbs)	2.1	1.9	10.5 %	35.0	37.9	-7.7 %	April 29, 2014			
Live weight (lbs)	291	255	14.1 %				\$/ 100 lbs	Min	Max	
Dressed weight (lbs)	172	150	14.7 %							
Source : USDA							Number 1	111-122 lbs	322.00	345.00
								90-103 lbs	365.00	365.00
							Number 2	115 lbs	355.00	355.00
								85-103 lbs	345.00	387.00
							Number 3	109 lbs	320.00	320.00
								84-95 lbs	345.00	357.00
								68 lbs	255.00	255.00